

# INTERNO4

*Hidden marbles*



## Our values/

### **Made in Italy**

Selezioniamo le migliori materie prime e, secondo canoni estetici e funzionali, le trasformiamo in prodotti che interpretano con creatività il gusto italiano. Utilizziamo in uguale misura passione e tecnologia, cura del dettaglio e precisione, chimica e cultura, estetica e attenzione all'ambiente. Per noi Made in Italy è racchiudere tutto questo in ogni singolo prodotto.

### **Made in Italy**

*We pick the very best raw materials and we follow aesthetics and functional criteria to turn them into products embodying Italian taste and excellence. We sharply combine passion and technology, creativity and accuracy, science and culture, and environmental friendliness. To all of us, Made in Italy means gathering these features into every single product.*

### **Greenthinking**

Recuperiamo il 100% dell'acqua, autoproduciamo il 65% dell'energia, differenziamo il 98% dei rifiuti. Siamo stati i primi del settore ceramico a ottenere la certificazione PEF e tra i primi a guadagnarci l'EPD, la FDES e la HPDC. La maggior parte dei nostri prodotti è compatibile con lo standard LEED - Leadership in Energy and Environmental Design. Questo per noi è Greenthinking: un promessa molto seria, un impegno quotidiano.

### **Greenthinking**

*We recycle 100% of our water, produce 65% of our energy, separate 98% of our waste. We were the first company in the ceramic industry to obtain PEF certification and were among the first to earn the EPD, the FDES, and the HPDC certifications. The majority of our products comply with the LEED - Leadership in Energy and Environmental Design - standard. Greenthinking implies a solemn promise, an everyday commitment.*

GRES PORCELLANATO  
PORCELAIN STONEWARE

---

**Effetto marmo**  
*Marble effect*

# INTERNO4

*Hidden marbles*



entrata





## ISPIRAZIONE/ INSPIRATION

### **Tesori privati**

Ingressi di dimore e palazzi di prestigio raccontano un'architettura modernista, compositiva, simmetrica, nobile: quella di Milano. Marmi lustrati e colorati segnano zone, livelli e scorci di spazi di attesa ormai iconici. Una delle migliori eredità degli anni '30 e '50 del Novecento, ripresa anche dal mondo del fashion e del design, con Interno4, si dona all'architettura contemporanea.

### **Private treasures**

*The entrances to dwellings and to prestigious palazzos recount a modernist, compositive, symmetrical and noble architecture: that of Milan. Glossy and colourful marbles distinguish areas, levels and glimpses of now iconic waiting spaces. With Interno4, one of the best legacies of the 1930s and 50s, also mirrored in the world of fashion and design is being lent to contemporary architecture.*



## INDOOR

120x278 6 mm  
80x160 9 mm  
120x120 9 mm  
60x120 9 mm  
30x120 9 mm  
80x80 9 mm  
60x60 9 mm

**7**  
FORMATI/  
SIZES

**2**  
SPESSORI/  
THICKNESSES

### Formati e spessori

Con sette formati e due spessori, la linea Interno4 effetto marmo libera la composizione decorativa, permette giochi di equilibrio e incastro ispirati allo slancio maestoso degli interni signorili novecenteschi. L'ampiezza della lastra 120x278 in 6mm dà respiro alle grafiche della collezione, mentre i nuovi formati 80x160 e 80x80 esprimono il miglior compromesso tra continuità grafica e facilità di posa. Le forme geometriche dei mosaici 30x30 e dei mosaici rombi, suggeriscono composizioni eterogenee.

### Sizes and thicknesses

With seven sizes and two thicknesses, the marble look Interno4 line sets the decorative composition free, allowing games of balances and insets inspired by the majestic momentum of 20th Century stately interiors. The breadth of the 6 mm-thick 120x278 slab leaves plenty of room for the graphics in the collection, while the new 80x160 and 80x80 sizes express the best compromise between graphic continuity and easy installation. The geometrical shapes of the 30x30 mosaics and of the Rombi mosaics make for heterogeneous compositions.



## 6 COLORI/ COLORS

## 2 SUPERFICI/ SURFACES

### Colori e superfici

Colori minerali decisi arrivano su pavimenti e rivestimenti in ceramica per progetti di pregio, in versione lucida o matt. Il color ruggine di Carnico Brera, le venature cipria di Calacatta San Babila, i guizzi intensi di Breccia Tortona e il rigore di Renoir Isola raccontano con sapienza il lavoro scenografico di pregiatissimi marmi tra gli anni '30 e '50. Il fondo Palladiana, Light o Dark, accentua il tocco retrò nel formato 120x120.

### Colors and surfaces

Strong mineral colors, in glossy or matt version, take over ceramic floors and walls for impactful projects. The rust color of Carnico Brera, the powdery veins of Calacatta San Babila, the intense flashes of Breccia Tortona and the rigor of Renoir Isola describe the scenographic work of refined marbles used between the 30's and the 50's. The Light or Dark Palladiana background, 120x120cm, emphasizes Interno4's retro touch.



Breccia  
Tortona



Renoir  
Isola



Calacatta  
San Babila



Carnico  
Brera



Palladiana  
Light



Palladiana  
Dark

# breccia tortona

120x278 (48"x110") - 120x120 (48"x48")



120x120 (48"x48") - MOSAICO ROMBI 30,5x35,2 (12<sup>1</sup>/<sub>16</sub>"x13<sup>7</sup>/<sub>8</sub>") -  
COPRISPIGOLO 1,4x60 (3<sup>3</sup>/<sub>64</sub>"x24") - ANGOLARE 1,4x1,4 (3<sup>3</sup>/<sub>64</sub>"x3<sup>3</sup>/<sub>64</sub>")



120x278 (48"x110")

interno4 breccia tortona





120x278 (48"x110") -  
120x120 (48"x48")

interno4 breccia tortona

# carnico brera

120x278 (48"x110") - 120x120 (48"x48")

ELEMENTS DESIGN BEIGE  
120x278 (48"x110")

---



interno4 carnico brera

120x120 (48"x48")



interno4 carnico brera



interno4 carnico brera

120x278 (48"x110") - 120x120 (48"x48") - 60x120 (24"x48")

ELEMENTS DESIGN BEIGE  
120x278 (48"x110")

120x120 (48"x48") - MOSAICO ROMBI 30,5x35,2 (12<sup>1/16</sup>"x13<sup>7/8</sup>"

# calacatta san babila

120x278 (48"x110") - 120x120 (48"x48")





120x120 (48"x48") - MOSAICO ROMBI 30,5x35,2 (12<sup>1/16</sup>"x13<sup>7/8</sup>") -  
COPRISPIGOLO 1x90 (26<sup>5/64</sup>"x36") - ANGOLARE 1x1 (26<sup>5/64</sup>"x26<sup>5/64</sup>")

120x278 (48"x110")

120X278 (48"x110") - 80x160 (32"x64")




interno4 calacatta san babila

# renoir isola

120x278 (48"x110") - 80x80 (32"x32")

ELEMENTS DESIGN BLACK  
120x120 (48"x48")

---







80x80 (32"x32")  
ELEMENTS DESIGN BLACK  
120x120 (48"x48")

---

interno4 renoir isola



80x160 (32"x64") - PIATTO DOCCIA FILOPAVIMENTO / SHOWER  
TRAY FLOOR LEVEL HOME DECOR 90x160 (36"x64")

ELEMENTS DESIGN BLACK  
120x120 (48"x48")

---

80x80 (32"x32") -  
PALLADIANA LIGHT 120x120 (48"x48")

ELEMENTS DESIGN BLACK  
120x120 (48"x48")

---




# palladiana

PALLADIANA LIGHT  
120x120 (48"x48")

E. LUX PORT LAURENT  
120x278 (48"x110")

---





PALLADIANA LIGHT  
120x120 (48"x48")

E. LUX PORT LAURENT  
120x278 (48"x110")



PALLADIANA DARK  
120x120 (48"x48")

PALLADIANA DARK  
120x120 (48"x48")

---



interno4 palladiana

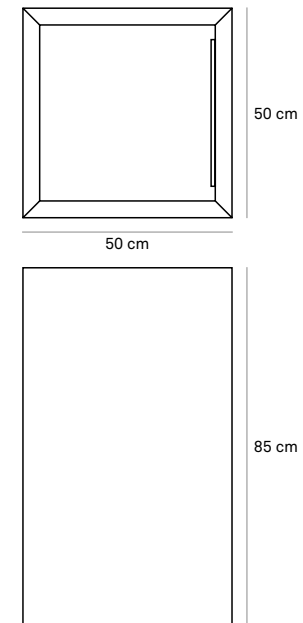
# HOME DECOR



**LAVELLO A COLONNA**  
*COLUMN SINK*



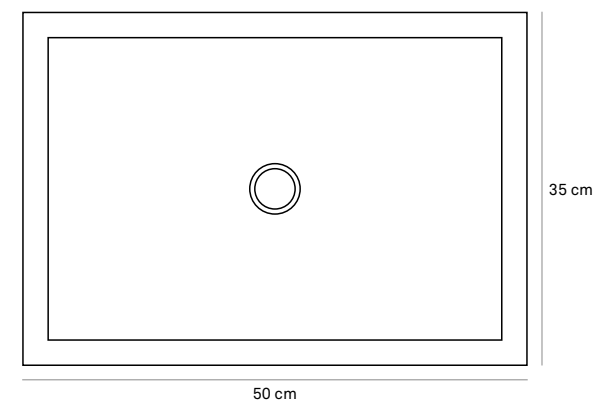
DISPONIBILE IN / AVAILABLE IN  
50x50x85 cm



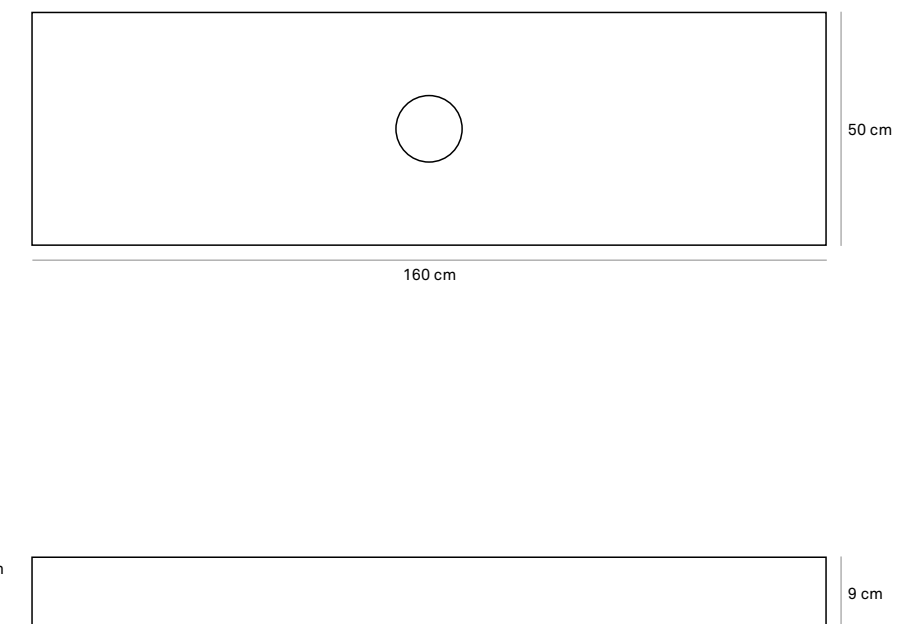
**LAVELLO DA APPOGGIO**  
*COUNTERTOP SINK*



DISPONIBILE IN / AVAILABLE IN  
35x50x8,5 cm



DISPONIBILE IN / AVAILABLE IN  
50x120x9 cm  
50x160x9 cm



# HOME DECOR

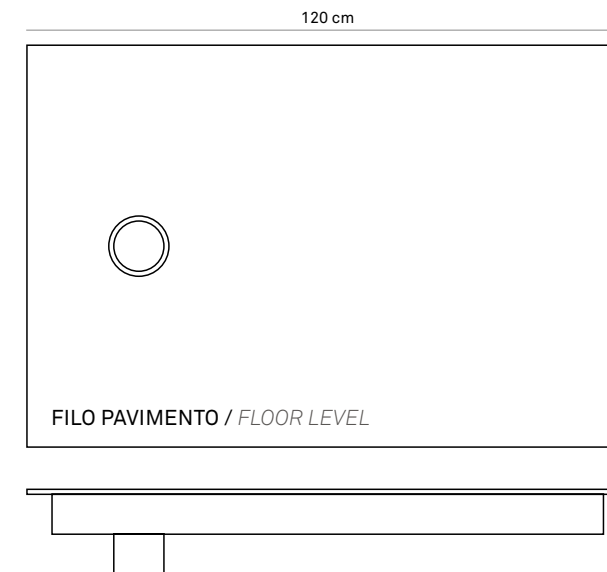


**PIATTO DOCCIA\***  
SHOWER TRAY



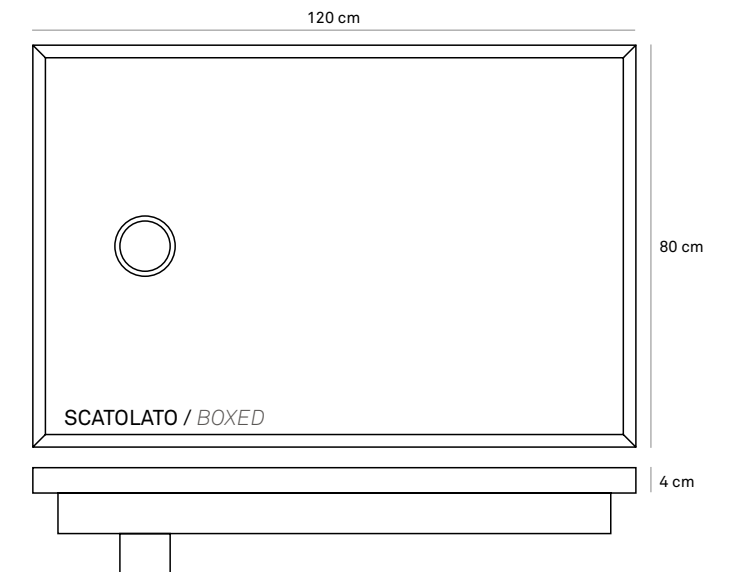
DISPONIBILE IN / AVAILABLE IN

80x120 cm  
80x135 cm  
90x135 cm  
90x160 cm



DISPONIBILE IN / AVAILABLE IN

80x120x4 cm  
80x135x4 cm  
90x135x4 cm  
90x160x4 cm

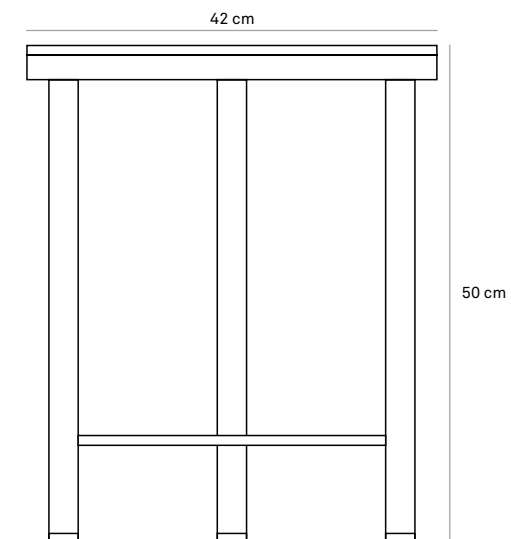


**TAVOLINO CIRCOLARE**  
CIRCULAR TABLE



DISPONIBILE IN / AVAILABLE IN

Ø 42 cm H 50 cm  
Ø 58 cm H 50 cm  
Ø 73 cm H 39 cm



IT\_

**\*Attenzione.** Per ottenere una superficie antiscivolo nel piatto doccia è necessario stendere un tappeto idoneo ad assicurare una presa sicura del piede in presenza di acqua.

EN\_

**\*Warning.** To obtain a non-slip surface in the shower tray it is necessary to lay down a carpet suitable to ensure a secure grip of the foot in the presence of water.

# HOME DECOR



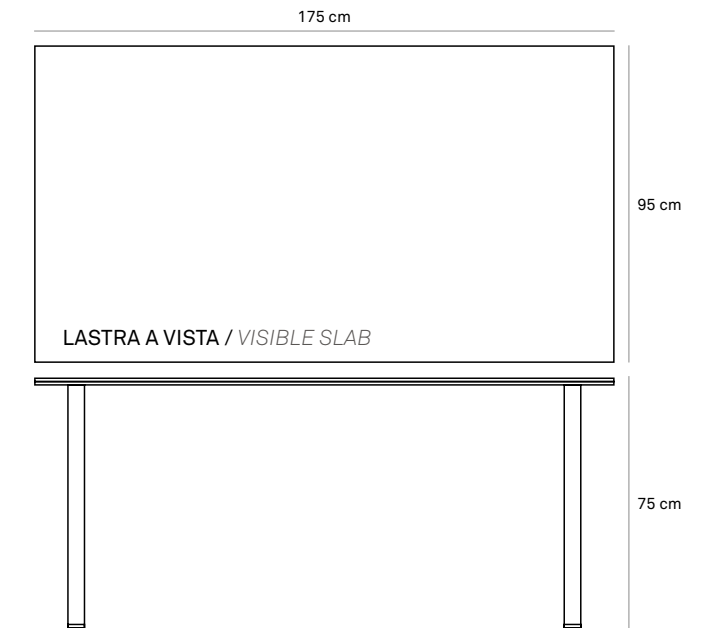
**TAVOLO RETTANGOLARE**  
*RECTANGULAR TABLE*




DISPONIBILE IN / AVAILABLE IN  
95x200x75 cm



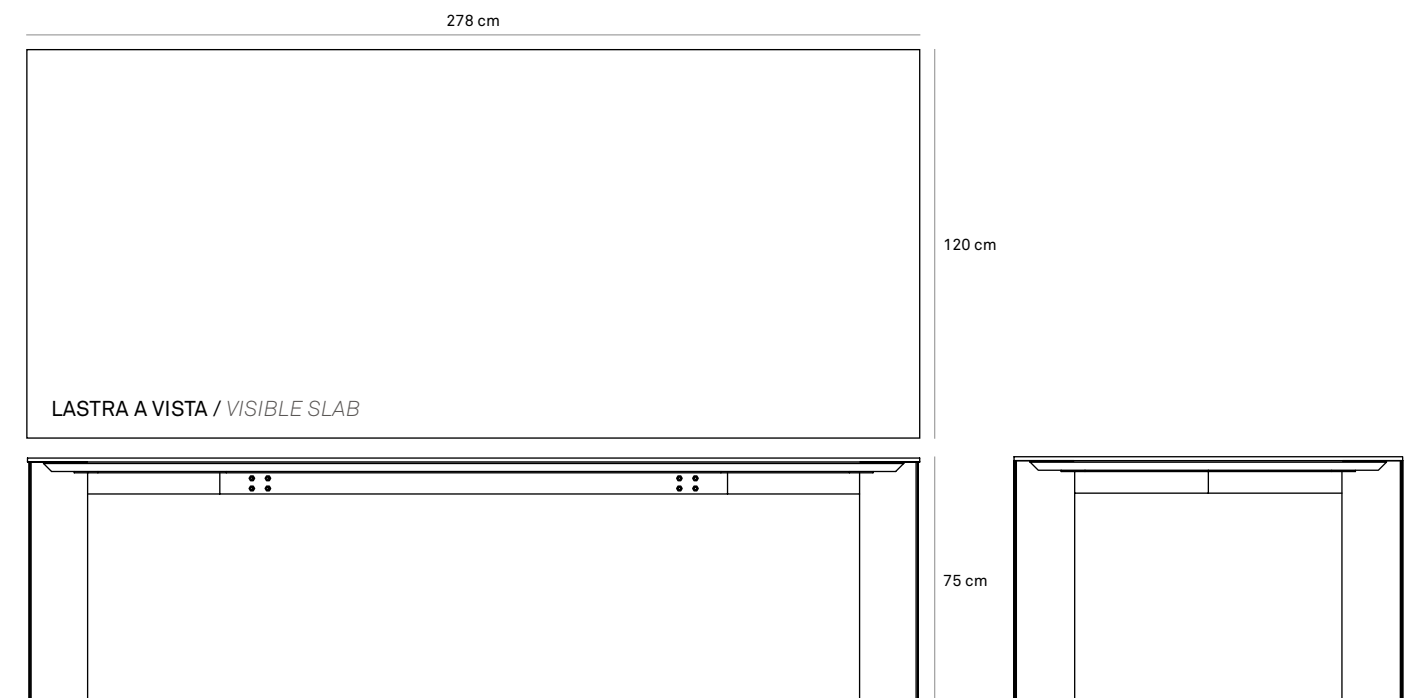
DISPONIBILE IN / AVAILABLE IN  
95x175x75 cm



**TAVOLO PLUS ATELIER**  
*PLUS ATELIER TABLE*



PERSONALIZZABILE IN DIMENSIONE E COLORE / CUSTOMIZABLE IN SIZE AND COLOR





# INTERNO4

## SPECIFICHE TECNICHE/ TECHNICAL FEATURES

---

**GRES PORCELLANATO TUTTA MASSA UGL/GL**  
*FULL-BODY PORCELAIN UGL/GL*

---


**SPESSORI**  
*THICKNESSES*

**6 mm** (120x278)

**9 mm** (80x160 - 120x120 - 60x120 - 30x120 - 80x80 - 60x60)

---

**STONALIZZAZIONE**  
*SHADING*



**CLASSIFICAZIONE ANTIDRUCCIOLO**  
*ASSESSMENT OF SLIP RESISTANCE*

**DIN 51130 R9**

**DIN 51097 A**

**COF** Conforme/*Compliant*

**DCOF** Conforme/*Compliant*

**PENDULUM + 36 PTV 96 -**

---

GRES PORCELLANATO /  
PORCELAIN STONEWARE



**INATTACCABILE DA ACIDI /**  
*NOT ATTACKED BY ACIDS*



**FACILMENTE PULIBILE /**  
*EASY TO CLEAN*



**ANTISDRUCCIOLO /**  
*ANTI-SLIP*

*per ambienti bagnati e outdoor /  
for outdoor and wet environments*



**NON REAGISCE AL FUOCO /**  
*DOES NOT REACT TO FIRE*

*non emette fumi in caso di incendio /  
does not release fumes in case of fire*



**RESISTENTE A GELO E SHOCK TERMICI /**  
*RESISTANT TO FROST AND SUDDEN THERMAL CHANGES*



**RESISTENTE A SFORZI ED ABRASIONI /**  
*RESISTANT TO STRESSES AND ABRASION*

*500 Kg/cm<sup>2</sup> di pressatura meccanica e cottura a 1.250°C /  
500 kg/cm<sup>2</sup> of mechanical pressing and firing at 1250°C*



**STABILE CROMATICAMENTE /**  
*CHROMATICALLY FAST*

*inalterabile da agenti atmosferici e smog /  
unchanged by weather agents and smog*



**ASSORBIMENTO H<sub>2</sub>O NULLO /**  
*NULL H<sub>2</sub>O ABSORPTION*

GREENTHINKING /  
GREENTHINKING



**100% ACQUE REFLUE RECUPERATE /**  
*100% RECOVERED WASTE WATER*



**98% RIFIUTI AVVIATI A  
RACCOLTA DIFFERENZIATA /**  
*98% WASTE SENT TO SEPARATE COLLECTION*



**100% PALLET FAO /**  
*100% FAO PALLETS*



**100% SCARTI CRUDI RECUPERATI /**  
*100% RECOVERED RAW SCRAPS*




**ENERGIA AUTO-PRODOTTA DA  
FOTOVOLTAICO /**  
*ENERGY SELF-PRODUCED BY PV PLANT*



**\* + 5.000.000 L = 3.000.000** 

**ACQUE DI PROCESSO DA ALTRI  
STABILIMENTI /**  
*PROCESS WATER FROM OTHER FACTORIES*



**\* 18.408 t = 570** 

**MATERIE PRIME NON ESTRATTE  
GRAZIE AL RECUPERO DI SCARTI /**  
*NON-EXTRACTED RAW MATERIALS THANKS TO THE  
RECOVERY OF SCRAPS*



**\* + 24.000 MWh/year = 185.000** 

**84% ENERGIA AUTO PRODOTTA DA IMPIANTI  
DI COGENERAZIONE /**  
*84% ENERGY SELF-PRODUCED BY COGENERATION PLANTS*

BRECCIA TORTONA



CARNICO BRERA



CALACATTA SAN BABILA



RENOIR ISOLA



PALLADIANA LIGHT



PALLADIANA DARK



# V2 - V3

STONALIZZAZIONE/  
SHADING

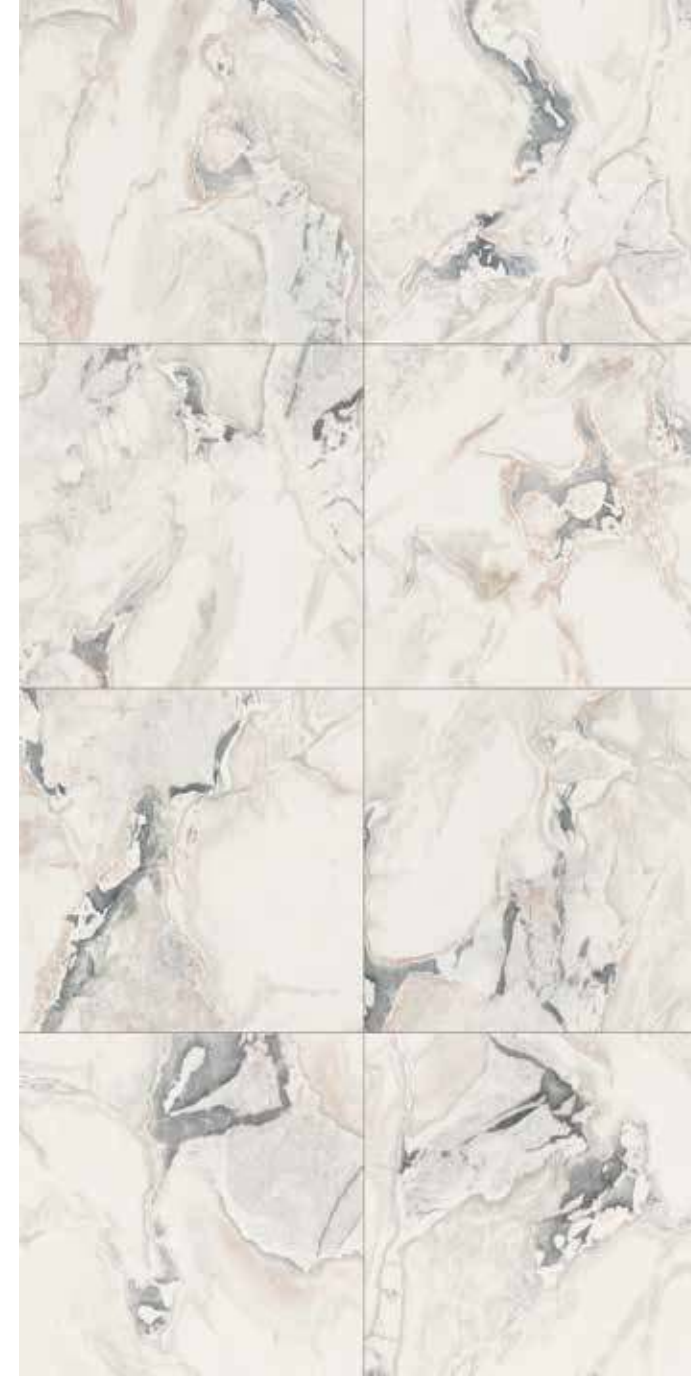
BRECCIA TORTONA V2



CARNICO BRERA V3



CALACATTA SAN BABILA V2




RENOIR ISOLA V2




specs & tech

PALLADIANA LIGHT **V2**




PALLADIANA DARK **V2**




# 7


FORMATI/  
SIZES




◆ 120x278 (48"x110") RT 6 mm




◆ 80x160 (32"x64") RT 9 mm



●◆ 80x80 (32"x32") RT 9 mm




◆ 120x120 (48"x48") RT 9 mm



●◆ 60x120 (24"x48") RT 9 mm



◆ 30x120 (12"x48") RT 9 mm

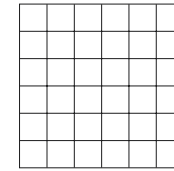


◆ 60x60 (24"x24") RT 9 mm

● Natural R9 | ◆ Lappato

# 6

DECORI/  
DECORS



MOSAICO ◆ 30x30 (12"x12") RT 9 mm  
(TESSERE: 4,8x4,8 - 17/8"x17/8")



BRECCIA TORTONA



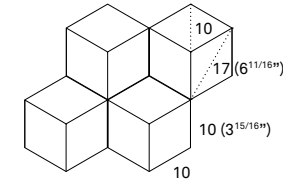
CARNICO BRERA



CALACATTA SAN BABILA



RENOIR ISOLA



MOSAICO ROMBI  
◆ 30,5x35,2 (12<sup>1/16</sup>"x13<sup>7/8</sup>") RT 9 mm



BRECCIA TORTONA



CARNICO BRERA



CALACATTA SAN BABILA



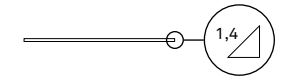
RENOIR ISOLA



COPRISPIGOLO\*  
◆ 1x90 (26/64"x36") RT 6 mm



ANGOLARE COPRISPIGOLO\*  
◆ 1x1 (26/64"x26/64") RT 6 mm



COPRISPIGOLO\*  
◆ 1,4x60 (3/64"x24") RT 9 mm



ANGOLARE COPRISPIGOLO\*  
◆ 1,4x1,4 (3/64"x3/64") RT 9 mm

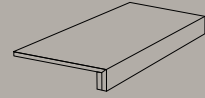
\* Disponibile in tutti i colori (no Palladiana),  
tagliato dal fondo / Available in all colours  
(no Palladiana), cut from floor tile

# 6

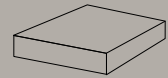
## PEZZI SPECIALI/ TRIMS



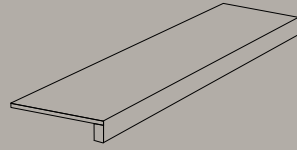
**BATTISCOPA**  
●◆ 4,6x120 (1<sup>13/16</sup>"x48") RT 9 mm  
●◆ 7x80 (2<sup>3/4</sup>"x32") RT 9 mm



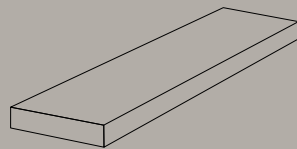
**SCALINO INCOLLATO**  
●◆ 33x60 (13"x24") RT 9 mm



**ANGOLARE INCOLLATO**  
●◆ 33x33 (13"x13") RT 9 mm

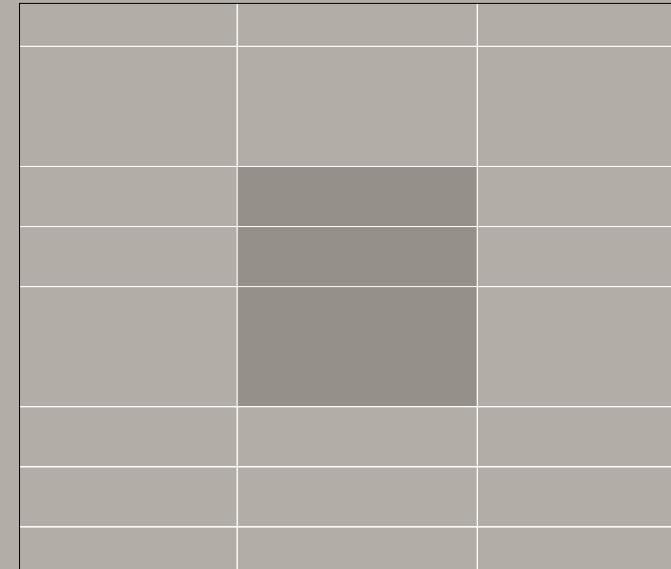


**SCALINO INCOLLATO**  
●◆ 33x120 (13"x48") RT 9 mm

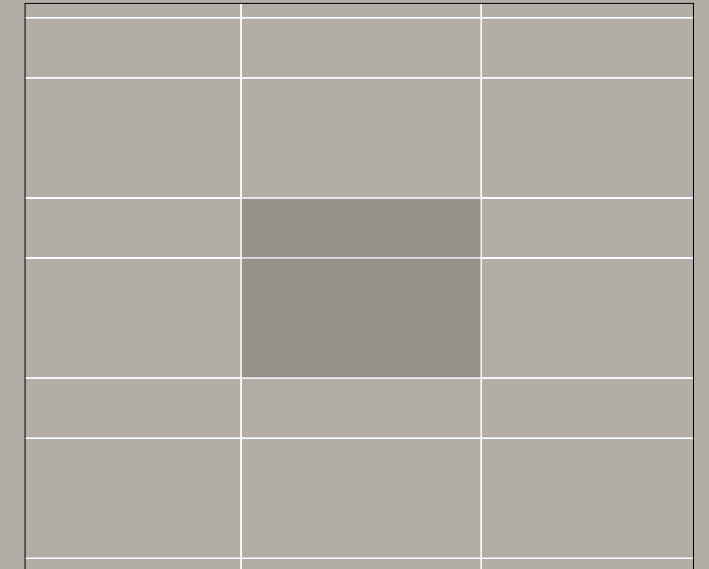


**ANGOLARE INCOLLATO**  
●◆ 33x120 (13"x48") RT 9 mm

## SCHEMI DI POSA/ LAYING SYSTEM



30x120 (12"x48") RT - 50,00%  
60x120 (24"x48") RT - 50,00%



30x120 (12"x48") RT - 33,33%  
60x120 (24"x48") RT - 66,66%

**2**  
FINITURE/  
FINISHINGS





FORMATI / SIZES

	120x278 (119,5x278)* 48"x110"	80x160 32"x64"	120x120 (119,5x119,5)* 48"x48"	60x120 24"x48"	30x120 12"x48"	80x80 32"x32"	60x60 24"x24"
working size	1194x2778	797x1596	1194x1194	596x1195	297x1195	797x797	596x596
	RT	RT	RT	RT	RT	RT	RT
	6 mm	9 mm	9 mm	9 mm	9 mm	9 mm	9 mm
BRECCIA TORTONA	◆	◆	◆	●◆	◆	●◆	
RENOIR ISOLA	◆	◆	◆	●◆	◆	●◆	
CALACATTA SAN BABILA	◆	◆	◆	●◆	◆	●◆	
CARNICO BRERA	◆	◆	◆	●◆	◆	●◆	
PALLADIANA DARK			◆				◆
PALLADIANA LIGHT			◆				◆

\*Formato nominale / Nominal size

● Natural R9 | ◆ Lappato

MISURE, PESI ED IMBALLI / SIZE, WEIGHT AND PACKAGING

FORMATO SIZE	SPESSORE THICKNESS	PZ/SCATOLA PIECES/BOX	MQ/SCATOLA SQM/BOX	KG/SCATOLA KG/BOX	MQ/PALLET SQM/PALLET	KG/PALLET KG/PALLET	SCATOLA/PALLET BOX/PALLET
120x278	6 mm	1	3,32	49,37	59,80	988,66	18
80x160	9 mm	2	2,56	51,20	40,96	832,20	16
120x120	9 mm	2	2,86	60,80	57,12	1.229,00	20
60x120	9 mm	2	1,44	31,93	50,40	1.130,55	35
30x120	9 mm	4	1,44	31,48	51,84	1.146,28	36
80x80	9 mm	2	1,28	25,60	53,76	1.088,20	42
60x60	9 mm	3	1,08	25,00	43,20	1.013,00	40

INFORMAZIONI TECNICHE / TECHNICAL FEATURES

INFORMAZIONI TECNICHE TECHNICAL FEATURES	NORMA NORM EN 14411 - ISO 13006	REQUISITI PRESCRITTI REQUIRED VALUES	VALORI VALUES			
 <b>DIMENSIONI RETTIFICATO</b> SIZES RECTIFIED	UNI EN ISO 10545-2	lunghezza-larghezza / lenght-width $\pm 0,3\%$ ( $\pm 1,0$ mm max) spessore / thickness $\pm 5,0\%$ ( $\pm 0,5$ mm max) ortogonalità / rectangularity $\pm 0,3\%$ ( $\pm 1,5$ mm max) rettilinearità / straightness $\pm 0,3\%$ ( $\pm 0,8$ mm max) planarità / flatness $\pm 0,4\%$ ( $\pm 1,8$ mm max) qualità superficie / surface quality $\geq 95\%$	<b>CONFORME</b> COMPLIANT			
 <b>ASSORBIMENTO ACQUA</b> WATER ABSORPTION	UNI EN ISO 10545-3	$\leq 0,5\%$	$\leq 0,1\%$			
 <b>RESISTENZA A ROTTURA</b> BREAKING STRENGTH	UNI EN ISO 10545-4	$R \geq 35$ N/mm <sup>2</sup> $S \geq 700$ N (<7,5 mm) $S \geq 1300$ N ( $\geq 7,5$ mm)	<b>6 - 9 mm</b> <b>CONFORME</b> COMPLIANT			
 <b>RES. ABRASIONE PROFONDA (UGL - Matt)</b> DEEP ABRASION RESISTANCE (UGL - Matt)	UNI EN ISO 10545-6	$\leq 175$ mm <sup>3</sup>	$\leq 150$ mm <sup>3</sup>			
 <b>RES. ABRASIONE SUPERFICIALE (GL - Lappato)</b> SURFACE ABRASION RESISTANCE (GL - Lappato)	UNI EN ISO 10545-6	dichiarare un valore / declare a value	<b>TEST DISPONIBILE</b> TEST AVAILABLE			
 <b>RESISTENZA SHOCK TERMICI</b> THERMAL SHOCK RESISTANCE	UNI EN ISO 10545-9	resistenza / resistant	<b>CONFORME</b> COMPLIANT			
 <b>RESISTENZA AL GELO</b> FROST RESISTANCE	UNI EN ISO 10545-12	resistenza / resistant	<b>CONFORME</b> COMPLIANT			
 <b>RESISTENZA CHIMICA</b> CHEMICAL RESISTANCE	UNI EN ISO 10545-13	resistenza / resistant	<b>CONFORME</b> COMPLIANT			
 <b>RESISTENZA ALLE MACCHIE</b> RESISTANCE TO STAINS	UNI EN ISO 10545-14	pulibile / cleanable	<b>CONFORME</b> COMPLIANT			
	DIN 51130	<b>R</b>	prodotto / product	<b>R</b>	<b>A+B+C</b>	<b>&gt;0,40 &gt;0,42</b>
	DIN 51097	<b>A+B+C</b>	120x278 Lappato - 80x160 Lappato - 120x120 Lappato - 60x120 Lappato - 30x120 Lappato - 80x80 Lappato - 60x60 Lappato	-	-	-
 <b>CLASSIFICAZIONE ALTISDRUCCIOLO</b> ASSESSMENT OF SLIP RESISTANCE	B.C.R.A. (COF)	<b>&gt;0,40 bagnato / wet</b>				
	ANSI A137.1 2012 (DCOF)	<b>&gt;0,42 bagnato / wet</b>	60x120 - 80x80	<b>R9</b>	<b>A</b>	<b>CONFORME</b> COMPLIANT
	Pendulum Test Value PTV 96 (R10)	<b>&gt; 36</b>	-			

Piastrelle pressate a secco - Conforme alla norma EN 14411 e ISO 13006 appendice G gruppo B1-a con E  $\leq 0,5\%$   
Dry pressed tiles - Compliant with standards EN 14411 and ISO 13006 annex G group B1-a with E  $\leq 0,5\%$



---

**HEADQUARTER** via statale 467, 21  
42013 Casalgrande (RE) - Italy  
**FACTORY** via canale, 67  
42013 Casalgrande (RE) - Italy  
**WAREHOUSE** via dell'industria, 1  
42013 Casalgrande (RE) - Italy

---

**PHONE** +39 0522 997511  
**FAX** +39 0522 997544 (OT) - 545 (IT)  
**ADMIN. FAX** +39 0522 997413

---

[info@keope.com](mailto:info@keope.com)  
[keope.com](http://keope.com)

**IT\_**  
Ceramiche Keope si riserva la facoltà di apportare variazioni ai prodotti illustrati in questo catalogo per necessità produttive o al fine di migliorarne la qualità. I campioni sono puramente indicativi. Gli imballaggi e pesi riportati possono variare per necessità produttive. Consultare gli uffici commerciali al momento dell'ordine.

**EN\_**  
*Ceramiche Keope reserves the right to vary the products illustrated in this catalogue for production purposes or in order to improve quality. Samples are purely indicative. Packaging and weights shown may be varied in line with production requirements. Check with the sales department at the time of order.*

