



# WANDERLUST

MARBLE STORIES



WANDERLUST

MARBLE STORIES



## RESEARCH and exploration

Ricerca ed esplorazione sono le parole chiave di un viaggio alla scoperta di nuove ispirazioni materiche.

Dall'Italia alla Francia, dal Brasile al Messico fino al Madagascar, per selezionare preziosità uniche raccolte in un contenitore di marmi esclusivi in gres porcellanato.

**en** / Research and exploration are the key concepts of a voyage of discovery through new material inspirations. From Italy to France, from Brazil to Mexico and on to Madagascar, in search of uniquely beautiful elements comprised in a container of exclusive porcelain stoneware marbles.

**es** / La investigación y la exploración son las palabras clave de un viaje para descubrir nuevas inspiraciones para texturas. De Italia a Francia, de Brasil a México y Madagascar, para seleccionar una gama única de superficies de mármoles exclusivos hechos de gres porcelánico.

**de** / Forschung und Erkundung, so lauten die Schlüsselwörter einer Reise mit dem Ziel, neue Materialinspirationen zu entdecken. Von Italien nach Frankreich, von Brasilien über Mexiko bis Madagaskar, um einmalige Kostbarkeiten auszuwählen, die in einem Behälter aus exklusiven Marmorversionen in Feinsteinzeug gesammelt werden.

**中國** / 研究和探索是新材料灵感发掘之旅的关键词。从意大利到法国，从巴西到墨西哥再到马达加斯加，选择独特精美的材料，融合转化为大理石纹瓷质砖系列。

**fr** / Recherche et exploration sont les mots-clés d'un voyage à la découverte de nouvelles inspirations matiéristes : de l'Italie à la France et du Brésil au Mexique en passant par Madagascar, pour sélectionner des préciosités uniques rassemblées dans une gamme de marbres exclusifs en grès cérame.

**MIRAGE**<sup>®</sup>  
Porcelain. Design. Sustainability



WANDERLUST

MARBLE STORIES



## PERFECTION in every DETAIL

Realizzato mediante le più innovative tecnologie disponibili nel settore ceramico, Wanderlust è una collezione in cui la ricerca estetico-materica è spinta ai massimi livelli.

Pigmenti e materie prime naturali di assoluta eccellenza caratterizzano proposte dove la complessità cromatica e la profondità dei pattern decorativi sono stati sviluppati e curati in ogni minimo dettaglio. Un lavoro minuzioso, per una reinterpretazione in gres porcellanato di 10 prestigiosi riferimenti di marmi naturali e 3 eleganti Agate agglomerate, che portano nel mondo del design e della progettazione il valore di un vero e proprio gioiello.

**en** / Created using the most innovative technologies available in the ceramic sector, Wanderlust is a collection in which aesthetic and material research reaches new heights. Outstanding pigments and natural materials are the hallmark features of products in which the complexity of the colour and the depth of the decorative patterns have been developed and taken care of in every detail. This painstaking effort has resulted in a reinterpretation in porcelain stoneware of 10 prestigious natural marbles and 3 elegant Agate agglomerates that bring the value of an authentic jewel into the world of design.

**de** / Die anhand der innovativsten in der Keramikbranche erhältlichen Technologien erzielte Wanderlust ist eine Kollektion, bei der die ästhetische Suche und Materialforschung auf die Spitze getrieben wird. Natürliche Pigmente und Rohstoffe absoluter Spitzenklasse sind das Kennzeichen dieser Vorschläge, deren farbliche Komplexität und Tiefe der Dekormuster bis ins kleinste Detail ausgearbeitet wurden. Eine akribische Arbeit für eine Neuinterpretation von 10 prestigereichen Versionen, die auf natürliche Marmorarten Bezug nehmen, und 3 eleganten Achatagglomeraten, die den Wert eines wahren Schmuckstücks zur Welt des Designs und der Planung beisteuern, aus Feinsteinzeug.

**es** / Wanderlust, una colección fabricada aplicando las tecnologías más innovadoras disponibles en el sector de la cerámica, lleva a su máximo nivel el estudio estético y de texturas. Unos pigmentos y materias primas naturales de excelencia absoluta caracterizan las propuestas en las que la complejidad cromática y la profundidad de los patrones decorativos han sido desarrolladas y cuidadas en cada mínimo detalle. Un trabajo meticuloso, para reinterpretar en gres porcelánico 10 prestigiosas referencias de mármoles naturales y 3 elegantes aglomerados de Agata, que aportan el valor de una auténtica joya al mundo del diseño y del proyecto.

**fr** / Réalisée à partir des technologies les plus novatrices disponibles dans le secteur céramique, Wanderlust est une collection dans laquelle la recherche esthétique et matériériste est poussée à l'extrême. Des pigments et des matières premières naturelles à l'excellence absolue caractérisent des propositions où la complexité chromatique et la profondeur des motifs décoratifs ont été développées et soignées dans leurs moindres détails. Un travail minutieux, pour une réinterprétation en grès cérame de 10 références prestigieuses de marbres naturels et 3 élégantes Agates agglomérées qui conduisent dans le monde du design et de la conception la valeur d'un véritable joyau.

**中國** / Wanderlust系列使用陶瓷领域中最创新的技术制成，是一个美观与质感的研究均达到最高水平的系列。绝佳的颜料和天然原材料是产品的特征，其中色彩的复杂性和装饰图案的深度均经过精细开发，注重每一个细节。细致的工作，在瓷质砖中重新诠释了10种著名天然大理石和3种优雅凝聚玛瑙的纹理效果，将真正的珠宝首饰价值带入了设计和规划领域。





CALACATTA COPPER  
WA 01



LIBECCIO ANTICO  
WA 02



ONICE BROWN  
WA 03



AZUL PURO  
WA 04



LABRADORITE  
WA 05



DARK COSMO  
WA 06



SAINT LAURENT  
WA 07



SIBERIAN MALACHITE  
WA 11



GALWAY GREEN  
WA 12



FOUR SEASONS  
WA 13



AGATA BLUE  
WA 08



AGATA MULTICOLOR  
WA 09



AGATA BLACK  
WA 10

13 COLORI / COLORS

3 FORMATI / SIZES

1 SUPERFICIE / FINISH

LUCIDA / GLOSSY

▶ 6 mm ◀

1200x2780 / 48"x110"

▶ 9 mm ◀

800x1600 / 31½"x63"

800x800 / 31½"x31½"



CALACATTA COPPER WA 01



CALACATTA COPPER WA 01

Wall ▶  
Calacatta Copper WA 01 LUC SQ  
1200x2780 / 48"x110"

Floor ◡  
CLAY Shy CL 06 SP SQ  
1200x1200 / 48"x48"



CALACATTA COPPER WA 01

Floor ▾  
Calacatta Copper WA 01 LUC SQ  
800x800 / 31½"x31½"




CALACATTA COPPER WA 01



CALACATTA COPPER WA 01

CALACATTA COPPER WA 01



Wall ▸  
Calacatta Copper WA 01 LUC SQ  
1200x2780 / 48"x110"

Floor ⇚  
Saint Laurent WA 07 LUC SQ  
800x800 / 31½"x31½"



The image features a complex marbled paper pattern. The colors are primarily earthy, including various shades of brown, from light tan and beige to deep, dark chocolate and near-black tones. The pattern is organic and non-repeating, with veins and blotches of color that create a sense of depth and texture, reminiscent of natural stone or aged parchment. The overall effect is rich and textured.

LIBECCIO ANTICO WA 02



LIBECCIO ANTICO WA 02

Wall ▸  
Libeccio Antico WA 02 LUC SQ  
1200x2780 / 48"x110"

Floor ≡  
Libeccio Antico WA 02 LUC SQ  
1200x2780 / 48"x110"



LIBECCIO ANTICO WA 02

Wall ▶  
Libeccio Antico WA 02 LUC SQ  
1200x2780 / 48"x110"

Floor ◡  
Libeccio Antico WA 02 LUC SQ  
1200x2780 / 48"x110"





ONICE BROWN WA 03



ONICE BROWN WA 03

Wall ▶  
Onice Brown WA 03 LUC SQ  
1200x2780 / 48"x110"

Counter  
Saint Laurent WA 07 LUC

Floor ▼  
COSMOPOLITAN White Crystal CP 05 LUC SQ  
1200x1200 / 48"x48"



ONICE BROWN WA 03



Wall **W**  
Onice Brown WA 03 LUC SQ  
1200x2780 / 48"x110"

Floor **F**  
CLAY Delight CL 02 SP SQ  
1200x1200 / 48"x48"

An aerial photograph of a coastline. The water is a deep, vibrant blue, with a thin strip of white surf and a narrow sandy beach visible. The land is a lighter, sandy blue color. The text 'AZUL PURO WA 04' is overlaid in white, serif font on the right side of the image.

AZUL PURO WA 04

AZUL PURO WA 04



Wall **W**  
Azul Puro WA 04 LUC SQ  
1200x2780 / 48"x110"

Floor **S**  
Azul Puro WA 04 LUC SQ  
800x1600 / 31½"x63"






Wall ▶  
Azul Puro WA 04 LUC SQ  
1200x2780 / 48"x110"



Floor ◡  
Azul Puro WA 04 LUC SQ  
800x1600 / 31½"x63"



LABRADORITE WA 05

LABRADORITE WA 05



Wall ▶  
Labradorite **WA 05** LUC SQ  
1200x2780 / 48"x110"

Floor ◡  
COSMOPOLITAN Calacatta Gold **CP 02** LUC SQ  
1200x1200 / 48"x48"



LABRADORITE WA 05

Wall ▸  
Labradorite WA 05 LUC SQ  
1200x2780 / 48"x110"





DARK COSMO WA 06

DARK COSMO WA 06



Wall ▶  
Dark Cosmo **WA 06** LUC SQ  
1200x2780 / 48"x110"

NORR 2.0 Farge **RR 05** NAT SQ  
1200x2780 / 48"x110"

Floor ▼  
NORR 2.0 Farge **RR 05** NAT SQ  
1200x1200 / 48"x48"



DARK COSMO WA 06



Wall ▸  
Dark Cosmo **WA 06** LUC SQ  
1200x2780 / 48"x110"

Floor ◡  
Dark Cosmo **WA 06** LUC SQ  
800x800 / 31½"x31½"



SAINT LAURENT WA 07





SAINT LAURENT WA 07

Wall ▶  
Saint Laurent **WA 07** LUC SQ  
1200x2780 / 48"x110"

Floor ◀  
LAGOON Sandshell **LG 02** NAT SQ  
600x1200 / 24"x48"



SAINT LAURENT WA 07



Wall ▶  
Saint Laurent **WA 07** LUC SQ  
800x1600 / 31½"x63"

JURUPA Wild **JP 05** NAT SQ  
200x1200 / 8"x48"

Floor ◀  
GLOCAL Ideal **GC 03** SP SQ  
600x1200 / 24"x48"



SIBERIAN MALACHITE WA11



SIBERIAN MALACHITE WA 11



Wall **W**  
Siberian Malachite **WA 11** LUC SQ  
1200x2780 / 48"x110"

Floor **F**  
CLAY Calm **CL 01** SP SQ  
1200x1200 / 48"x48"



GALWAY GREEN WA12

GALWAY GREEN WA 12



Wall ▶

Galway Green **WA 12** LUC SQ  
1200x2780 / 48"x110"

JOLIE Lincoln **JL 04** LUC SQ  
1200x2780 / 48"x110"

Floor ▾

JOLIE Tundra Lite **JL 05** LUC SQ  
1200x1200 / 48"x48"



GALWAY GREEN WA 12

Wall ▶  
Galway Green WA 12 LUC SQ  
1200x2780 / 48"x110"

Floor ◡  
JOLIE Tundra Lite JL 05 LUC SQ  
1200x1200 / 48"x48"





FOUR SEASONS WA 13






FOUR SEASONS WA 13

Wall **W**  
Four Seasons **WA 13** LUC SQ  
1200x2780 / 48"x110"

Floor **F**  
CLAY Fancy **CL 04** SP SQ  
800x800 / 31½"x31½"

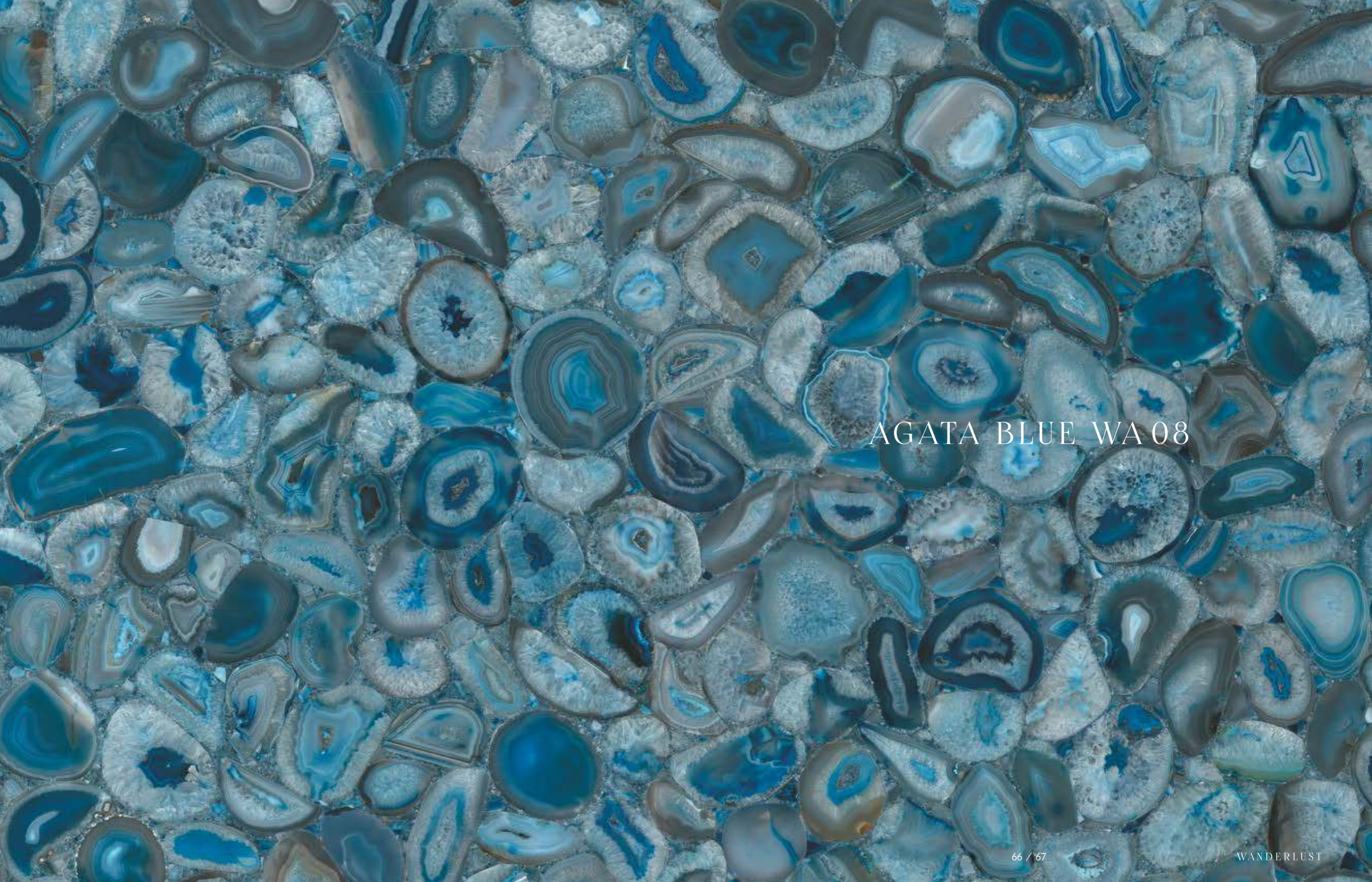
Counter & Table  
Four Seasons **WA 13** LUC



Wall **W**  
Four Seasons **WA 13** LUC SQ  
1200x2780 / 48"x110"

Floor **F**  
CLAY Fancy **CL 04** SP SQ  
800x800 / 31½"x31½"

Counter & Table  
Four Seasons **WA 13** LUC



AGATA BLUE WA 08



AGATA BLUE WA 08

Wall ▶

Agata Blue WA 08 LUC SQ  
1200x2780 / 48"x110"

GLOCAL Absolute GC 06 SP SQ  
300x600 / 24"x48"

Floor ▼

GLOCAL Absolute GC 06 ST SQ 20 mm  
600x600 / 24"x24"



AGATA BLUE WA 08



Wall **W**  
Agata Blue **WA 08** LUC SQ  
1200x2780 / 48"x110"

Floor **F**  
GLOCAL Absolute **GC 06** SP SQ  
300x600 / 24"x48"

Floor **F**  
GLOCAL Absolute **GC 06** ST SQ 20 mm  
600x600 / 24"x24"



## AGATA BLUE WA 08

### Wall ▸

Agata Blue WA 08 LUC SQ  
1200x2780 / 48"x110"

### Floor ▾

COSMOPOLITAN Staturario Extra CP 01 LUC SQ  
800x800 / 31½"x31½"

### Washbasin

MOOD Wish COSMOPOLITAN Statuario Extra CP 01 LUC  
Supporting surface: Agata Blue WA 08 LUC

### Table

Agata Blue WA 08 LUC

AGATA BLUE WA 08

Wall ▶  
Agata Blue WA 08 LUC SQ  
1200x2780 / 48"x110"

Tables  
Agata Blue WA 08 LUC

Floor ◀  
COSMOPOLITAN White Crystal CP 05 LUC SQ  
600x1200 / 24"x48"



## AGATA BLUE WA 08

Wall ▸  
Agata Blue WA 08 LUC SQ  
1200x2780 / 48"x110"

Tables  
Agata Blue WA 08 LUC

Floor ▾  
COSMOPOLITAN White Crystal CP 05 LUC SQ  
600x1200 / 24"x48"







AGATA MULTICOLOR WA 09



AGATA MULTICOLOR WA 09

Wall ▶  
Agata Multicolor **WA 09** LUC SQ  
1200x2780 / 48"x110"

Floor ◡  
CLAY Verve **CL 05** NAT SQ  
600x600 / 24"x24"



AGATA MULTICOLOR WA 09



Wall ▶

Agata Multicolor **WA 09** LUC SQ  
1200x2780 / 48"x110"

COSMOPOLITAN Calacatta Gold **CP 02** LUC SQ  
1200x2780 / 48"x110"

Counter

Agata Multicolor **WA 09** LUC  
JEWELS Moonless **JW 17** LUC

Floor ◡

COSMOPOLITAN Calacatta Gold **CP 02** LUC SQ  
600x1200 / 24"x48"



Wall ▸

Agata Multicolor **WA 09** LUC SQ  
1200x2780 / 48"x110"

COSMOPOLITAN Calacatta Gold **CP 02** LUC SQ  
1200x2780 / 48"x110"



AGATA MULTICOLOR WA 09

Counter

Agata Multicolor **WA 09** LUC  
JEWELS Moonless **JW 17** LUC

Floor ▾

COSMOPOLITAN Calacatta Gold **CP 02** LUC SQ  
600x1200 / 24"x48"



AGATA MULTICOLOR WA 09

Wall ▸  
Agata Multicolor WA 09 LUC SQ  
1200x2780 / 48"x110"

Table  
Agata Multicolor WA 09 LUC

Floor ▾  
NORR 2.0 Vit Fine RR 11 NAT SQ  
600x600 / 24"x24"



AGATA BLACK WA 10



AGATA BLACK WA 10

Wall ▶  
Agata Black WA 10 LUC SQ  
1200x2780 / 48"x110"

Sittings  
Agata Black WA 10 LUC

Floor ◀  
JEWELS Raymi JW 16 LUC SQ  
1200x1200 / 48"x48"



## AGATA BLACK WA 10

Wall ▶  
Agata Black WA 10 LUC SQ  
1200x2780 / 48"x110"

Sittings and Table  
Agata Black WA 10 LUC

Floor ◀  
JEWELS Raymi JW 16 LUC SQ  
1200x1200 / 48"x48"





AGATA BLACK WA10




Wall **W**  
Agata Black **WA 10 LUC SQ**  
1200x2780 / 48"x110"

Table  
Agata Black **WA 10 LUC**

Floor **F**  
CLAY Awake **CL 03 NAT SQ**  
600x600 / 24"x24"

# CALACATTA COPPER WA 01

1200x2780 / 48"x110"  
LUC SQ



Il processo produttivo non garantisce la continuità nel disegno della venatura tra i vari pezzi spediti. Eventuali disallineamenti tra le venature in continuità sono da considerarsi caratteristica intrinseca del prodotto. L'immagine rappresentata serve a dare un'idea indicativa del prodotto, toni e venature possono essere quindi suscettibili di variazioni.

The production process does not guarantee continuity in the design of the veining among the various pieces provided. Any misalignment between the continuous veining is to be considered an intrinsic characteristic of the product. The image shown is merely indicative; the shades and veinings of the product may be subject to variations.

**PATTERN PRODOTTO - PRODUCT PATTERN**




6 mm  
1200x2780 / 48"x110"  
LUC SQ

9 mm  
800x1600 / 31½"x63"  
LUC SQ

800x800 / 31½"x31½"  
LUC SQ




**Stucchi consigliati**  
Recommended grouts

KERAKOLL	43	
MAPEI	132 Beige 2000	
LATICRETE	17 Marble Beige	



# LIBECCIO ANTICO WA 02

1200x2780 / 48"x110"  
LUC SQ




Il processo produttivo non garantisce la continuità nel disegno della venatura tra i vari pezzi spediti. Eventuali disallineamenti tra le venature in continuità sono da considerarsi caratteristica intrinseca del prodotto.  
L'immagine rappresentata serve a dare un'idea indicativa del prodotto, toni e venature possono essere quindi suscettibili di variazioni.

The production process does not guarantee continuity in the design of the veining among the various pieces provided. Any misalignment between the continuous veining is to be considered an intrinsic characteristic of the product.  
The image shown is merely indicative; the shades and veinings of the product may be subject to variations.

PATTERN PRODOTTO - PRODUCT PATTERN

6 mm  
1200x2780 / 48"x110"  
LUC SQ




**Stucchi consigliati**  
Recommended grouts

KERAKOLL	34	
MAPEI	142 Marrone	
LATICRETE	58 Terracotta	



# ONICE BROWN WA 03

1200x2780 / 48"x110"  
LUC SQ



Il processo produttivo non garantisce la continuità nel disegno della venatura tra i vari pezzi spediti. Eventuali disallineamenti tra le venature in continuità sono da considerarsi caratteristica intrinseca del prodotto. L'immagine rappresentata serve a dare un'idea indicativa del prodotto, toni e venature possono essere quindi suscettibili di variazioni.



The production process does not guarantee continuity in the design of the veining among the various pieces provided. Any misalignment between the continuous veining is to be considered an intrinsic characteristic of the product. The image shown is merely indicative; the shades and veinings of the product may be subject to variations.

**PATTERN PRODOTTO - PRODUCT PATTERN**

6 mm  
1200x2780 / 48"x110"  
LUC SQ




**Stucchi consigliati**  
Recommended grouts

KERAKOLL	36	
MAPEI	136 Fango	
LATICRETE	35 Mocha	



# AZUL PURO WA 04

1200x2780 / 48"x110"  
LUC SQ



Il processo produttivo non garantisce la continuità nel disegno della venatura tra i vari pezzi spediti. Eventuali disallineamenti tra le venature in continuità sono da considerarsi caratteristica intrinseca del prodotto. L'immagine rappresentata serve a dare un'idea indicativa del prodotto, toni e venature possono essere quindi suscettibili di variazioni.

The production process does not guarantee continuity in the design of the veining among the various pieces provided. Any misalignment between the continuous veining is to be considered an intrinsic characteristic of the product.

The image shown is merely indicative; the shades and veinings of the product may be subject to variations.

## PATTERN PRODOTTO - PRODUCT PATTERN

6 mm  
1200x2780 / 48"x110"  
LUC SQ

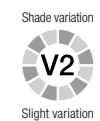
9 mm  
800x1600 / 31½"x63"  
LUC SQ

800x800 / 31½"x31½"  
LUC SQ




### Stucchi consigliati Recommended grouts

KERAKOLL	14	
MAPEI	172 Blu Spazio	
LATICRETE	91 Slate Grey	



# LABRADORITE WA 05

1200x2780 / 48"x110"  
LUC SQ




Il processo produttivo non garantisce la continuità nel disegno della venatura tra i vari pezzi spediti. Eventuali disallineamenti tra le venature in continuità sono da considerarsi caratteristica intrinseca del prodotto.  
L'immagine rappresentata serve a dare un'idea indicativa del prodotto, toni e venature possono essere quindi suscettibili di variazioni.

The production process does not guarantee continuity in the design of the veining among the various pieces provided. Any misalignment between the continuous veining is to be considered an intrinsic characteristic of the product.

The image shown is merely indicative; the shades and veinings of the product may be subject to variations.

## PATTERN PRODOTTO - PRODUCT PATTERN

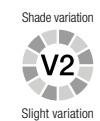
6 mm  
1200x2780 / 48"x110"  
LUC SQ



### Stucchi consigliati


Recommended grouts

KERAKOLL	11	
MAPEI	114 Antracite	
LATICRETE	45 Raven	



# DARK COSMO WA 06

1200x2780 / 48"x110"  
LUC SQ



Il processo produttivo non garantisce la continuità nel disegno della venatura tra i vari pezzi spediti. Eventuali disallineamenti tra le venature in continuità sono da considerarsi caratteristica intrinseca del prodotto.  
L'immagine rappresentata serve a dare un'idea indicativa del prodotto, toni e venature possono essere quindi suscettibili di variazioni.

The production process does not guarantee continuity in the design of the veining among the various pieces provided. Any misalignment between the continuous veining is to be considered an intrinsic characteristic of the product.  
The image shown is merely indicative; the shades and veinings of the product may be subject to variations.

**PATTERN PRODOTTO - PRODUCT PATTERN**

6 mm  
1200x2780 / 48"x110"  
LUC SQ

9 mm  
800x1600 / 31½"x63"  
LUC SQ

800x800 / 31½"x31½"  
LUC SQ




**Stucchi consigliati**  
Recommended grouts

KERAKOLL	11	
MAPEI	114 Antracite	
LATICRETE	45 Raven	



# SAINT LAURENT WA 07

1200x2780 / 48"x110"  
LUC SQ



Il processo produttivo non garantisce la continuità nel disegno della venatura tra i vari pezzi spediti. Eventuali disallineamenti tra le venature in continuità sono da considerarsi caratteristica intrinseca del prodotto.  
L'immagine rappresentata serve a dare un'idea indicativa del prodotto, toni e venature possono essere quindi suscettibili di variazioni.

The production process does not guarantee continuity in the design of the veining among the various pieces provided. Any misalignment between the continuous veining is to be considered an intrinsic characteristic of the product.


The image shown is merely indicative; the shades and veinings of the product may be subject to variations.

## PATTERN PRODOTTO - PRODUCT PATTERN

6 mm  
1200x2780 / 48"x110"  
LUC SQ

9 mm  
800x1600 / 31½"x63"  
LUC SQ

800x800 / 31½"x31½"  
LUC SQ



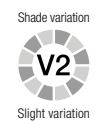
### Stucchi consigliati

Recommended grouts

KERAKOLL 11

MAPEI 114 Antracite

LATICRETE 45 Raven





# SIBERIAN MALACHITE WA 11

PATTERN PRODOTTO - PRODUCT PATTERN

6 mm  
1200x2780 / 48"x110"  
LUC SQ




**Stucchi consigliati**  
Recommended grouts

KERAKOLL	08	
MAPEI	112 Grigio Medio	
LATICRETE	78 Sterling Silver	



# GALWAY GREEN WA 12

1200x2780 / 48"x110"  
LUC SQ



Il processo produttivo non garantisce la continuità nel disegno della venatura tra i vari pezzi spediti. Eventuali disallineamenti tra le venature in continuità sono da considerarsi caratteristica intrinseca del prodotto. L'immagine rappresentata serve a dare un'idea indicativa del prodotto, toni e venature possono essere quindi suscettibili di variazioni.

The production process does not guarantee continuity in the design of the veining among the various pieces provided. Any misalignment between the continuous veining is to be considered an intrinsic characteristic of the product.

The image shown is merely indicative; the shades and veinings of the product may be subject to variations.

**PATTERN PRODOTTO** - PRODUCT PATTERN

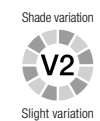
6 mm  
1200x2780 / 48"x110"  
LUC SQ



**Stucchi consigliati**

Recommended grouts


KERAKOLL	18	
MAPEI	115 Grigio Fiume	
LATICRETE	24 Natural Grey	



# FOUR SEASONS WA 13

PATTERN PRODOTTO - PRODUCT PATTERN

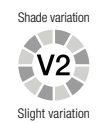
6 mm  
1200x2780 / 48"x110"  
LUC SQ



#### Stucchi consigliati

Recommended grouts

KERAKOLL	11	
MAPEI	114 Antracite	
LATICRETE	45 Raven	



# AGATA BLUE WA 08

PATTERN PRODOTTO - PRODUCT PATTERN

6 mm  
1200x2780 / 48"x110"  
LUC SQ



#### Stucchi consigliati

Recommended grouts


KERAKOLL	14	
MAPEI	172 Blu Spazio	
LATICRETE	91 Slate Grey	



# AGATA MULTICOLOR WA 09

PATTERN PRODOTTO - PRODUCT PATTERN

6 mm  
1200x2780 / 48"x110"  
LUC SQ



#### Stucchi consigliati

Recommended grouts

KERAKOLL	08
MAPEI	112 Grigio Medio
LATICRETE	78 Sterling Silver



# AGATA BLACK WA 10

PATTERN PRODOTTO - PRODUCT PATTERN

6 mm  
1200x2780 / 48"x110"  
LUC SQ



## Stucchi consigliati Recommended grouts

KERAKOLL	11	
MAPEI	114 Antracite	
LATICRETE	45 Raven	



DECORI / DECORS


## MOSAICO 36T

300x300 / 12"x12" LUC

Colori disponibili  
Available colours



CALACATTA COPPER WA 01



AZUL PURO WA 04



DARK COSMO WA 06



SAINT LAURENT WA 07




# MOSAICO 144T

300x300 / 12"x12" LUC


Colori disponibili  
Available colours




CALACATTA COPPER WA 01



AZUL PURO WA 04



DARK COSMO WA 06



SAINT LAURENT WA 07





## FOLIAGE

323x305 / 12¾"x12" LUC

Colori disponibili  
Available colours




CALACATTA COPPER WA 01




AZUL PURO WA 04



DARK COSMO WA 06



SAINT LAURENT WA 07





## L'ELEGANZA DI FINITURE PERFETTE

The elegance of a perfect finish

Die Eleganz perfekter Finishes

L'élégance de finitions parfaites

La elegancia de acabados perfectos

完美装饰 的优雅z



**Rivestimenti e pavimenti, per casa e spazi pubblici a traffico medio.**

**La finitura LUCIDA è limitata a rivestimenti e pavimenti residenziali o comunque poco sollecitati, non a diretto contatto con aree esterne e dove non siano richieste prestazioni antiscivolo.**

La lucidatura è realizzata agendo in modo meccanico; pertanto, come per qualsiasi pietra e marmo naturale, la sporadica presenza di piccole disuniformità nella lucentezza, o di puntini nella superficie, è da intendersi come una caratteristica del materiale che ne testimonia la particolare lavorazione.

**EN Floors and walls for residential and medium-traffic public application.**

**The GLOSSY finish is dedicated to residential floors and wall cladding subject to slight stress and not in contact with outdoor areas.**

The glossy finish is achieved using a mechanical action, just as with stone and marble, the presence of small areas with a non-uniform shine or dots must be considered as an intrinsic feature of the material deriving from its special manufacturing.

**DE Boden- und Wandfliesen für Zuhause und für öffentliche Räume mit mittlerer Beanspruchung.**

**Während die glänzende Oberfläche LUCIDA für Böden und Wände in Wohnräumen also für wenig beanspruchte Bereiche, jedoch nicht in Kontakt mit Außenbereichen, eingesetzt werden kann.**

Das Polieren erfolgt durch mechanisches Einwirken; wie bei jedem Stein und bei jedem Marmor können sporadische und leichte Ungleichmäßigkeiten im Glanz oder Punkte auf der Oberfläche auftreten, dies ist jedoch eine Eigenschaft des Materials, das von der speziellen Verarbeitung herrührt.

**FR Des revêtements et des sols pour la maison et les espaces publics caractérisés par un passage moyen.**

**La finition LUCIDA est dédiée à des revêtements et sols résidentiels ou dans tous les cas peu sollicités, non en contact avec l'extérieur.**

Le polissage est réalisé en agissant mécaniquement ; comme pour n'importe quelle pierre ou marbre, la présence sporadique de zones brillantes ou de détails de surface différents est bel et bien une caractéristique de la matière qui témoigne du type de facture particulier.

**ES Revestimientos y pavimentos para la casa y para espacios públicos de tráfico medio.**

**El acabado Lustrado es apropiado para los revestimientos y pavimentos residenciales o sometidos a poco esf uerzo, que no están en contacto con áreas exteriores.**

El lustrado es realizado mediante una acción mecánica; como para cualquier piedra y mármol, la esporádica presencia de pequeñas desigualdades de brillo, o de puntitos sobre la superficie, deben considerarse como una característica del material que atestigua la particular elaboración.

**中國 墙砖和地砖，适用于住宅和中等人流量的公共场所。LUCIDA表面处理则限于装饰家居墙壁和地板，或者承受应力较少、与外部区域没有直接接触、不要求防滑性能的地方。**

抛光通过机械方式进行，因此，与任何天然石和大理石一样，零星存在的细微亮度不均匀、或细小的表面斑点，应被视为材料的特性，是特殊加工处理的明证。



## ACCORGIMENTI SPECIFICI PER L'APPLICAZIONE DELLE GRANDI LASTRE IN 6 MM DI SPESSORE

Precautions for 6mm big slabs applications

Spezifische Anweisungen zur Nutzung der Grossformate in 6mm

Precautions specifiquess pour la pose des grandes plaques en 6mm d'épaisseur

Precauciones específicas para la aplicacioon de las grandes placas en 6 mm de espesor

在地板铺设6毫米厚的陶瓷板材的具体措施



**Mirage® raccomanda l'utilizzo delle grandi lastre in spessore 6 mm per le sole applicazioni in ambito residenziale, commerciale a traffico leggero e comunque in contesti ove non vi sia passaggio di carichi puntuali pesanti o transito di carrelli a ruote dure.**

Le lastre a 6mm, grazie al loro spessore ridotto, sono particolarmente indicate per la posa su pavimenti o rivestimenti preesistenti in marmo, pietra naturale, ceramica, senza la necessità di demolire la pavimentazione sottostante. Tale pavimentazione preesistente dovrà però essere planare, stabile, rigida e priva di rotture. In tutti questi casi sarà necessario valutare attentamente, assieme al progettista della pavimentazione, l'idoneità del sottofondo. In caso di dubbio sarà necessario valutare la necessità della demolizione e/o l'utilizzo di spessori tradizionali.

La posa a pavimento su massetto di lastre in 6mm è invece fortemente condizionata dall'esecuzione ottimale dello stesso, dalla sua completa stagionatura, dal rispetto degli opportuni giunti di dilatazione nonchè dalla posa a regola d'arte. Pertanto, in questi casi, per maggiore precauzione, Mirage® suggerisce l'utilizzo del gres porcellanato in spessore tradizionale.

In generale, per l'applicazione a pavimento delle lastre in spessore 6mm, l'adesivo (da scegliere insieme al progettista in base alle caratteristiche del cantiere) dovrà essere applicato secondo il metodo della doppia spalmatura, al fine di assicurare la perfetta distribuzione dello stesso e di garantire un'adesione ottimale, evitando la formazione di eventuali vuoti che potrebbero essere causa di rotture.



**FR Mirage® recommande l'utilisation au sol de plaques de 6 mm d'épaisseur uniquement pour des applications dans un contexte résidentiel et commercial à faible affluence ainsi que dans des contextes dépourvus de passages de charges ponctuelles lourdes ou de chariots à roues dures.**

Les plaques de 6 mm d'épaisseur, grâce à leur épaisseur réduite, sont particulièrement adaptées à une pose sur des sols ou des revêtements préexistants en marbre, en pierre naturelle et en céramique, sans impliquer la démolition de la sous-couche. Cette sous-couche préexistante devra toutefois être plane, stable, rigide et privée de ruptures. Il sera dans tous les cas nécessaire d'évaluer attentivement, avec le concepteur du sol, la conformité de la sous-couche. En cas de doute, il sera nécessaire d'évaluer la nécessité de la démolition et/ou l'utilisation d'épaisseurs traditionnelles.

La pose au sol de plaques de 6 mm sur un fond est, au contraire, fortement conditionnée par l'exécution optimale de celui-ci, par son séchage complet, par le respect des joints de dilatation adaptés ainsi que par la pose à effectuer dans les règles de l'art. Ainsi, dans ce cas, pour plus de précaution, Mirage® suggère l'utilisation du grès cérame dans une épaisseur traditionnelle.

En général, pour l'application au sol des plaques de 6 mm d'épaisseur, l'adhésif (à choisir avec le concepteur en fonction des caractéristiques du chantier) devra être appliqué suivant la méthode du double encollage afin de garantir non seulement la répartition parfaite de ce dernier mais aussi une adhérence optimale, en évitant ainsi la formation de vides éventuels qui pourrait provoquer des ruptures.

**EN Mirage® stresses that slabs 6 mm in thickness may only be used as flooring in residential and commercial environments that are subject to light traffic, and furthermore, in contexts where there is no circulation of heavy loads or hard-tyre trolleys.**

Thanks to the reduced thickness, the 6 mm slabs are a good solution for laying over pre-existing floors or tiling in marble, natural stone or ceramics, and avoid the necessity of demolishing the underlying floor. Such pre-existing flooring must, however, be even, stable, rigid and without breakages. Even if the floor conforms to all the above conditions, it is still necessary, together with the flooring project manager, to evaluate the suitability of the underlying layer. If there are any doubts, the need for demolition and/or the use of traditional thickness must be evaluated.

Successful laying of 6 mm slabs on a screed depends greatly on the skill with which it is laid, on its being left to cure completely and on the careful calculation of the appropriated junctures for dilation as well as being laid with due expertise. As a result, in these cases, Mirage® recommends the use of a traditional thickness porcelain stoneware.

In general, when laying a floor of 6 mm thick slabs, the adhesive (to be selected together with the project manager based on the characteristics of the construction) must be applied using the double bonding technique, aimed at ensuring the perfect distribution of the adhesive to guarantee the best bond, avoiding the presence of any hollows that could cause breakages.



**ES Mirage® recomienda la utilización como pavimento de las placas de 6 mm de espesor solo para aplicaciones en ámbito residencial, en ambientes comerciales con tránsito reducido y, en cualquier caso, en contextos sin el paso de cargas pesadas localizadas o tránsito de carretillas con ruedas duras.**

Gracias a su reducido espesor, las placas de 6 mm están especialmente indicadas para la colocación sobre pavimentos o revestimientos preexistentes de mármol, piedra natural o cerámica, sin necesidad de demoler la pavimentación sobre la que se apoya. La pavimentación preexistente deberá ser, de cualquier modo, plana, estable, rígida y sin roturas. En todos estos casos, deberá analizarse atentamente, junto con el proyectista de la pavimentación, si la base es adecuada. En caso de dudas, habrá que considerar si es necesaria la demolición y/o la utilización de espesores tradicionales.

La colocación como pavimento sobre solera de las placas de 6 mm dependerá en gran medida de la óptima ejecución de la misma, de su completo curado, de que se respeten las juntas de dilatación necesarias, así como de una colocación adecuada. Para mayor precaución en estos casos, Mirage® sugiere la utilización del gres porcelánico de espesor tradicional.

En general, para la aplicación como pavimento de las placas de 6 mm espesor, el adhesivo (a elegir junto con el proyectista según las características del lugar de la obra) deberá utilizarse con la técnica del doble encolado, con el fin de garantizar la distribución perfecta del mismo y una óptima adherencia, evitando que se formen posibles vacíos que pudieran ocasionar roturas.

**DE Mirage® empfiehlt die Verwendung von Platten mit Stärke 6 mm als Bodenbelag nur für Anwendungen im Privatbereich und in Gewerbe- und Objektbereichen mit geringer Trittbelastung, oder in Bereichen, in denen zumindest keine Rollwagen mit harten Rädern zum Einsatz kommen oder schwere punktuelle Belastungen auftreten.**

Die 6 mm starken Platten eignen sich aufgrund ihrer geringen Stärke besonders für die Verlegung auf bestehenden Bodenbelägen oder Wandverkleidungen aus Marmor, Naturstein, Keramik, ohne dass der darunterliegende Belag zuvor entfernt werden muss. Dieser bereits vorhandene Boden muss jedoch eben, stabil, hart und bruchsicher sein. In all diesen Fällen muss die Eignung des Untergrundes gemeinsam mit dem Architekten oder Planer zuvor sorgfältig geprüft werden. Im Zweifelsfall muss die Notwendigkeit einer Entfernung des bestehenden Bodenbelags und/oder die Verwendung herkömmlicher Stärken in Erwägung gezogen werden.

Die Verlegung von 6 mm starken Platten auf Estrich hängt besonders von der optimalen Ausführung des Estrichs selbst, von seiner vollständigen Reifung, der Beachtung der entsprechenden Ausdehnungsfugen sowie der nach den Regeln der Kunst ausgeführten Verlegung ab. Daher empfiehlt Mirage® in diesen Fällen die Verwendung von Feinsteinzeug mit herkömmlicher Stärke.

Im Allgemeinen muss bei der Verlegung von 6 mm starken Platten als Bodenbelag der Klebstoff (der zusammen mit dem Planer nach den Eigenschaften des Verwendungsorts ausgewählt wird) doppelt aufgetragen werden (sowohl auf dem Untergrund als auch auf der Rückseite der Platte), um eine perfekte Verteilung und eine optimale Haftung zu gewährleisten und die Bildung von Hohlräumen zu vermeiden, die zu Bruch führen könnten.




















**中國 Mirage®建议仅在住宅、人流量低的商业环境以及任何没有重负荷或硬轮手推车通过的环境中，铺设厚度为6毫米的地板专用陶瓷板材。**

这些6毫米厚的陶瓷板材，由于厚度减小，特别适合直接铺设在现有的大理石、天然石材和陶瓷地砖或墙砖上面，而无需拆除下面的现有铺设地板。不过，这些现有的铺设地板必须是平坦、稳定、刚性并且没有破损。在所有这些情况下，必须与地板设计师一起仔细评估地基的适合性。如有疑问，必须评估是否需要拆除和/或使用传统厚度的地砖。

在找平层上铺设6毫米厚的陶瓷板材，则很大程度上受到找平层是否施工良好、是否完全干固、是否留有适当的伸缩缝以及是否按照标准完美铺设等方面的限制。因此，在这些情况下，为了谨慎起见，Mirage®建议使用传统厚度的瓷质砖。

通常，在地板上铺设6毫米厚的陶瓷板材时，必须根据双层涂抹方法来涂抹粘合剂（与设计师一起根据场地的特性而选择），以确保其涂抹完美、均匀，并保证最佳附着力，避免形成任何可能导致破裂的空隙

# STANDARD EN 14411 - G

<b>CARATTERISTICHE TECNICHE</b> TECHNICAL DATA TECHNISCHE DATEN CARACTERISTIQUES TECHNIQUES CARACTERÍSTICAS TÉCNICAS ТЕХНИЧЕСКИЕ ХАРАКТЕРИСТИКИ 技术特征		<b>NORMA</b> STANDARD NORM NORME NORMA ЗНАЧЕНИЯ 标准	<b>VALORI PRESCRITTI DALLE NORME EN 14411 - G</b> INTERNATIONAL STANDARDS EN 14411 - G INTERNATIONALE NORMWERTE EN 14411 - G VALEURS PREVUES PAR LES NORMES EN 14411 - G VALORES PREVISTOS POR LAS NORMAS EN 14411 - G ПРЕДУСМОТРЕННЫЕ СТАНДАРТОМ EN 14411-G EN 14411 - G标准规定值	<b>VALORE MEDIO MIRAGE</b> MIRAGE AVERAGE VALUE MIRAGE MITTELWERT VALEURS MOYEN MIRAGE VALOR MEDIO MIRAGE СРЕДНЕЕ ЗНАЧЕНИЕ MIRAGE MIRAGE平均值	
<b>CARATTERISTICHE DIMENSIONALI - SIZE CHARACTERISTICS - MASSEIGENSCHAFTEN</b> DETERMINATION DES CARACTERISTIQUES DIMENSIONNELLES - CARACTERÍSTICAS DIMENSIONALES - РАЗМЕРНЫЕ ХАРАКТЕРИСТИКИ - 尺寸特征				<b>LUC</b> (UGL)	<b>PRL</b> (UGL)
	<b>LATI</b> SIDES - SEITEN COTES - CANTOS РАЗМЕРЫ СТОРОН - 側面	EN ISO 10545-2	± 0,3% MAX (± 1,0 mm MAX)	CONFORME COMPLYING	
	<b>SPESORE</b> THICKNESS - DICKE ÉPAISSEUR - ESPESOR ТОЛЩИНА - 厚度	EN ISO 10545-2	± 5,0% MAX (± 0,5 mm MAX)	CONFORME COMPLYING	
	<b>RETTILINEITÀ DEGLI SPIGOLI</b> STRAIGHTNESS OF SIDES - GERADLINIGKEIT DER KANTEN RECTITUDE DES ARETES - RECTITUDE DE LOS CANTOS КОСОУГОЛЬНОСТЬ - 边角平直度	EN ISO 10545-2	± 0,3% MAX (± 0,8 mm MAX)	CONFORME COMPLYING	
	<b>ORTOGONALITÀ</b> RECTANGULARITY - RECHTWINKLIGKEIT PERPENDICULARITÉ - ORTOGONALIDAD КРИВИЗНА СТОРОН - 直角度	EN ISO 10545-2	± 0,3% MAX (± 1,5 mm MAX)	CONFORME COMPLYING	
	<b>PLANARITÀ</b> SURFACE FLATNESS - EBENFLÄCHIGKEIT PLANEITE DE SURFACE - PLANEIDAD КРИВИЗНА ЛИЦЕВОЙ ПОВЕРХНОСТИ - 平整度	EN ISO 10545-2	± 0,4% MAX (± 1,8 mm MAX)	CONFORME COMPLYING	
	<b>ASSORBIMENTO D'ACQUA</b> WATER ABSORPTION - WASSERAUFNAHME ABSORPTION D'EAU - ABSORCIÓN DE AGUA ВОДОПОГЛОЩЕНИЕ - 吸水率	EN ISO 10545-3	≤ 0,5%	≤ 0,1%	
	<b>RESISTENZA ALLA FLESSIONE</b> FLEXION RESISTANCE - BIEGEFESTIGKEIT RESISTENCIA A LA FLEXION - RESISTENCIA A LA FLEXIÓN ПРЕДЕЛ ПРОЧНОСТИ ПРИ ИЗГИБЕ - 抗弯强度	EN ISO 10545-4	S ≥ 700 N (< 7,5 mm) S ≥ 1.300 N (> 7,5 mm) R ≥ 0,48 N/mm <sup>2</sup>	≠ 6 mm: S ≥ 1.300 N R ≥ 50 N/mm <sup>2</sup> ≠ 9 mm: S ≥ 2.500 N R ≥ 50 N/mm <sup>2</sup>	
	<b>RESISTENZA ALL'URTO</b> IMPACT RESISTANCE - STOSSEFESTIGKEIT RESISTANCE AUX CHOCES - RESISTENCIA A LOS GOLPES УДАРОСТОЙКОСТЬ - 抗冲击强度	EN ISO 10545-5	VALORE DICHIARATO DECLARED VALUE	> 0,80	
	<b>RESISTENZA ALL'ABRAZIONE</b> ABRASION RESISTANCE - ABRIEBFESTIGKEIT RESISTANCE A L'ABRASION - RESISTENCIA A LA ABRASIÓN СТОЙКОСТЬ К ИСТИРАНИЮ - 耐磨强度	EN ISO 10545-6	≤ 175 mm <sup>3</sup>	< 150 mm <sup>3</sup>	
	<b>COEFFICIENTE DI DILATAZIONE TERMICA LINEARE</b> COEFFICIENT OF LINEAR THERMAL-EXPANSION - LINEARER WÄRMEAUDEHNUNGSKOEFFIZIENT COEFFICIENT DE DILATATION THERMIQUE LINEAIRE - COEFFICIENTE DE DILATACIÓN TÉRMICA LINEAL КОЭФФИЦИЕНТ ЛИНЕЙНОГО ТЕРМИЧЕСКОГО РАСШИРЕНИЯ - 线性热膨胀系数	EN ISO 10545-8	-	α 6,2x10 <sup>-6</sup> °C <sup>-1</sup>	
	<b>RESISTENZA AGLI SBALZI TERMICI</b> RESISTANCE TO THERMAL SHOCKS - BESTÄNDIGKEIT GEGEN TEMPERATURSCHWANKUNGEN RESISTANCE AUX CHOCES THERMIQUES - RESISTENCIA A LOS CHOQUES TÉRMICOS СТОЙКОСТЬ К ПЕРЕПАДАМ ТЕМПЕРАТУРЫ - 耐熱突變性	EN ISO 10545-9	TEST SUPERATO SECONDO EN ISO 10545-1 PASS ACCORDING EN ISO 10545-1	NESSUN DANNO NO DAMAGE	
	<b>RESISTENZA AL GELO</b> FROST RESISTANCE - FROSTBESTÄNDIGKEIT RESISTANCE AU GEL - RESISTENCIA AL HIELO МОРОЗОСТОЙКОСТЬ - 耐冻性	EN ISO 10545-12	TEST SUPERATO SECONDO EN ISO 10545-1 PASS ACCORDING EN ISO 10545-1	NESSUN DANNO NO DAMAGE	
	<b>RESISTENZA ALL'ATTACCO CHIMICO</b> RESISTANCE TO CHEMICALS - CHEMIKALIENBESTÄNDIGKEIT RESISTANCE A L'ATTAQUE CHIMIQUE - RESISTENCIA QUÍMICA ХИМИЧЕСКАЯ СТОЙКОСТЬ - 耐化学药品作用	EN ISO 10545-13	B MIN.	A LA	
	<b>RESISTENZA ALL'ABRAZIONE SUPERFICIALE</b> SURFACE ABRASION RESISTANCE - ABRIEBFESTIGKEIT DER OBERFLÄCHE RESISTANCE À L'ABRASION SUPERFICIELLE - RESISTENCIA A LA ABRASIÓN SUPERFICIAL ХИМИЧЕСКАЯ СТОЙКОСТЬ - 耐表面磨損	EN ISO 10545-7	-	-	
	<b>DUREZZA MOHS</b> MOHS HARDNESS - HÄRTE MOHS DURETÉ MOHS - DUREZA DE MOHS ТВЕРДОСТЬ ПО МООСУ - 莫氏硬度	-	VALORE DICHIARATO DECLARED VALUE	5	
	<b>RESISTENZA ALLE MACCHIE</b> RESISTANCE TO STAINS - FLECKBESTÄNDIGKEIT RESISTANCE AUX TACHES - RESISTENCIA A LAS MANCHAS УСТОЙЧИВОСТЬ К ПЯТНООБРАЗОВАНИЮ - 防污性	EN ISO 10545-14	VALORE DICHIARATO DECLARED VALUE	5	4
	<b>CESSIONE DI PIOMBO E CADMIO</b> LEAD AND CADMIUM DISCHARGE - ABGABE VON BLEI UND CADMIUM PERTE DE PLOMB ET CADMIUM - CESIÓN DE PLOMO Y CADMIO ВЫДЕЛЕНИЕ СВИНЦА И КАДМИЯ - 铅和镉的排放	EN ISO 10545-15	VALORE DICHIARATO DECLARED VALUE	< AL LIMITE DI RILEVAMENTO < THAN INSTRUMENT LIMIT	
				LUC	
		<b>DM. 236/89 BCRA</b>	> 0,40	-	
		<b>ASTM C1028</b>	Dry SCOF > 0,60	-	
		<b>ASTM C1028</b>	Wet SCOF > 0,60	-	
		<b>ANSI A137.1</b>	Wet DCOF > 0,42	-	
		<b>AS 4586:2013</b>	-	-	
		<b>DIN 51130</b>	-	-	
		<b>DIN 51097</b>	-	-	
		<b>ENV 12633</b>	≥ CL1	-	
		<b>UNI EN 13036 - 4:2011</b>	≥ 36	-	
	<b>SCIVOLOSITÀ</b> SKID RESISTANCE - RUTSCHWERT GLISSANCE - ADHERENCIA СКОЛЬЗКОСТЬ - 防滑性				

Per i certificati specifici, contattare Mirage SpA - For specific certificates, please contact Mirage SpA - Für die speziellen Zertifikate wenden Sie sich bitte an Mirage SpA - Pour les certificats spécifiques, veuillez contacter Mirage SpA - Para los certificados específicos, contactar Mirage SpA - Для сертификатов обращайтесь в компанию Mirage SpA - 关于具体的证书,请联系Mirage SpA公司



Made in Italy

www.mirage.it



Mirage Granito Ceramico S.p.a.
41026 - Pavullo (MO) ITALY - Via Giardini Nord, 225
Tel. +39 0536 29611 - Fax +39 0536 21065
info@mirage.it - www.mirage.it

Mirage Project Point
20121 - Milano ITALY
Via Marsala, 7
Tel. +39 02 65560879
projectpoint-mi@mirage.it
www.mirageprojectpoint.com/milano

Mirage USA INC.
618 Grassmere Park Dr - Suite 1-2
Nashville - Tennessee (TN) - 37211
Ph. +1 615 834 3888
TAX ID: 75 2773306
info@mirageusa.net
www.mirageusa.net

Mirage Project Point Dubai
Building 5 - Suite B101
d3 Dubai Design District - United Arab Emirates
Ph. +971 4 554 3944
Licence No. 93659
projectpoint-uae@mirage.it
www.mirageprojectpoint.com/dubai