

LANDSTONE

Naturally True



NovaBell

LANDSTONE

Naturally True



LANDSTONE UNISCE LA DELICATA ESPRESSIVITÀ DEL LIMESTONE CON VENATURE TIPICAMENTE MARMOREE E CON LE STRIATURE BRUNITE CHE CARATTERIZZANO LA PIETRA DI TRANI. A QUESTA INEDITA TRAMA GRAFICA SI INTRECCIA UN ORDITO DI MINUTI DETTAGLI LUCIDI, CHE AUMENTANO LA SENSAZIONE DI PROFONDITÀ DELLA SUPERFICIE CERAMICA.

LANDSTONE COMBINES THE SUBTLE EXPRESSIVE POWER OF LIMESTONE WITH VEIN PATTERNING MORE TYPICAL OF MARBLE AND THE BURNISHED STREAKS FOUND IN TRANI STONE. THIS UNUSUAL PATTERNING INTERSECTS WITH A STRUCTURE OF TINY SHINY DETAILS, WHICH ENHANCES THE CERAMIC SURFACE'S IMPRESSION OF DEPTH.

Landstone allie la délicatesse expressive des roches calcaires aux typiques marbrures et stries brunies caractéristiques de la pierre de Trani. Un entrelacs de minuscules détails brillants parcourt cette trame graphique inédite, amplifiant ainsi la sensation de profondeur de la surface céramique.

Landstone vereint die erlesene Expressivität von Kalkstein mit typischen Marmor-Maserungen mit dunklen Äderungen, die charakteristisch für den Naturstein Trani sind. Diese neuartigen grafischen Muster sind verflochten mit einem Gewebe aus glänzenden zarten Details, die die Tiefenwirkung der Keramikfläche verstärken.

A WIDE RANGE OF COLOURS AND DESIGN SOLUTIONS.


UN INEDITO LOOK PIETRA IN SEI TINTE NATURALI, IN DUE SPESSORI E IN NUMEROSI FORMATI PENSATI PER GLI AMBIENTI INTERNI E PER IL LANDSCAPE DESIGN.

AN ORIGINAL STONE LOOK IN SIX NATURAL SHADES, TWO THICKNESSES AND AN ARRAY OF SIZES, INTENDED FOR INTERIORS AND FOR LANDSCAPE DESIGN.

Sizes:

THICKNESS
9
MM


R10 A+B




100x100
100x100 Antislip R11 A+B+C




60x120



Struttura Track 60x120



60x90



60x60




30x60
30x60 Antislip R11 A+B+C

OutWalk 20 MM

THICKNESS
20
MM


R11 A+B+C




100x100 - 20MM



60x90 - 20MM



60x120 - 20MM



60x60 - 20MM

Un aspect pierre inédit en six teintes naturelles, deux épaisseurs et de nombreux formats pensés pour les espaces intérieurs et l'aménagement paysager.

Ein neuartiger Stein-Look in sechs natürlichen Farbvarianten, in zwei Stärken und vielen Formaten, gedacht für Innenbereiche und Gestaltung der Landschaft.

- RAW WHITE 1
- CLAY 2
- TAUPE 3
- EARTH 4
- GRAVEL 5
- CARBON 6




UNA SUPERFICIE MORBIDA E PIACEVOLE AL TATTO CON UN GRADO DI RESISTENZA ALLO SCIVOLAMENTO DI R10 A+B. IL TOCCO MORBIDO DI LANDSTONE CONCILIA QUESTE OPPOSITE QUALITÀ GRAZIE ALL'IMPIEGO DI GRANIGLIE VETROSE RESE SFERICHE DA UNA LAVORAZIONE DI NUOVA CONCEZIONE.

Une surface douce et agréable au toucher dotée d'un indice de résistance au glissement de R10 A+B : le toucher doux de Landstone concilie ces qualités opposées grâce à l'utilisation de granulats vitreux rendus sphériques par un procédé de nouvelle conception.

A SURFACE WITH A PLEASANT, SOFT "FEEL" WITH A HIGH DEGREE OF SKID RESISTANCE (R10 A+B). LANDSTONE'S SOFT TEXTURE RECONCILES THESE OPPOSITES THROUGH THE USE OF VITREOUS GRITS, RENDERED SPHERICAL BY A NEW-CONCEPT PROCESS.

Eine weiche, angenehme Haptik, mit Rutschhemmung der Stufe R10 A+B. Die angenehme Haptik von Landstone bringt diese beiden eigentlich gegensätzlichen Eigenschaften in Einklang, durch die Verwendung von Glassplitt, der in einem neuartigen Bearbeitungsschritt seine abgerundete Form erhält.



□ TAUPE / RAW WHITE

Wall / Worktop: Struttura Track Raw White 60x120 | Esagona Circle Toupe 30x34 | Taupe 100x100
Floor: Taupe 100x100

STATE-OF-THE-ART
CERAMIC SURFACES FOR
EVERYDAY LIVING SPACES.

SUPERFICI CERAMICHE SOFISTICATE PER
GLI SPAZI DI TUTTI I GIORNI.

DES SURFACES CÉRAMIQUES SOPHISTIQUÉES
POUR DES ESPACES DE VIE AU QUOTIDIEN.

AUSERLESENE KERAMISCHE OBERFLÄCHEN
FÜR TÄGLICH GENUTZTE WOHNBEREICHE.



IN₉MM OUT₂₀MM

THICKNESS
20
MM

Taupe 20 MM 100x100

OutWalk²⁰_{MM}

NEW SOLUTIONS FOR FRESH OUTDOOR SPACES.

SICUREZZA E ULTRA-RESISTENZA PER
PROGETTARE TERRAZZI E GIARDINI
IN TOTALE CONTINUITÀ ESTETICA
CON GLI AMBIENTI INTERNI.

SAFETY AND OUTSTANDING
STRENGTH FOR DESIGNING PATIOS
AND GARDENS THAT SEAMLESSLY
MAINTAIN THE LOOK OF THE
INDOOR ROOMS.

Sécurité et résistance extrême pour concevoir des
terrasses et jardins qui s'inscrivent totalement dans la
continuité avec les espaces intérieurs.

Sicherheit und höchste Robustheit für die Planung
von Terrassen und Gärten, die eine vollendete
Fortsetzung der Innenräume darstellen.

□ GRAVEL / CARBON



Wall: Gravel 60x120 | Struttura Track Gravel 60x120 | Struttura Track Carbon 60x120 | Muretto Circle Gravel 30x60
Floor: Gravel 100x100

GEOMETRICAL AND RELIEF
PATTERNS THAT CREATE A
GENUINE STONE TEXTURE.

GEOMETRIE E RILIEVI CHE RIVELANO LA VERA
TEXTURE DELLA PIETRA.

GÉOMÉTRIQUES OU EN RELIEF : LES MOTIFS
RECRÉENT LA TEXTURE AUTHENTIQUE DE LA PIERRE.

GEOMETRISCHE RELIEFMOTIVE, DIE DIE AUTHENTISCHE
TEXTUR DES NATURSTEINS NACHBILDEN.

TRACK RAGGIUNGE UNA PROFONDITÀ VISIVA UNICA: ALLA TRIDIMENSIONALITÀ DATA IN FASE DI PRESSATURA SI AGGIUNGONO SFUMATURE DI COLORE PERFETTAMENTE COERENTI COL CHIAROSCURO GENERATO DAL MOTIVO A RILIEVO.

Track parvient à une profondeur visuelle unique : la tridimensionnalité obtenue lors du processus de pressage est complétée par des nuances de couleur en parfaite cohérence avec le clair-obscur que génère le motif en relief.

TRACK ACHIEVES A UNIQUE VISUAL DEPTH: THE THREE-DIMENSIONAL SURFACE FORMED DURING PRESSING IS COMBINED WITH CLEVER USE OF GRADUATED COLOURS, PERFECTLY MATCHED WITH THE LIGHT-AND-SHADE EFFECT OF THE RELIEF MOTIF.

Track erzielt eine einzigartige Tiefenwirkung: Zu der Dreidimensionalität, die beim Pressen entsteht, kommen Farbabstufungen hinzu, perfekt auf den durch das Reliefmotiv erzeugten Kontrast abgestimmt.



Wall: Struttura Track Gravel 60x120
Floor: Gravel 60x120



EVOCATIVE INTERPLAY OF LIGHT AND SHADE.

TRACK COMBINA IL MOTIVO A RILIEVO CON GRAFICHE CHE, COLORE PER COLORE, SONO STATE APPOSITAMENTE CALIBRATE.

TRACK COMBINES ITS RELIEF MOTIF WITH PATTERNS CAREFULLY CALIBRATED COLOUR BY COLOUR.

Track associe le motif en relief à des motifs graphiques dont chaque couleur a été spécialement calibrée.

Track kombiniert das Reliefmotiv mit Mustern, die eigens auf jede einzelne Farbe abgestimmt wurden.

Struttura Track Raw White

Struttura Track Clay

Struttura Track Gravel

Struttura Track Carbon

MATERIAL SHAPES.

UN INEDITO EFFETTO PIETRA DALL'AMPIO CORREDO DI MURETTI E DI MOSAICI. IL TAGLIO A IDROGETTO REINVENTA ESAGONA CIRCLE E MURETTO CIRCLE AMMORBIDENDONE GLI SPIGOLI.


AN ORIGINAL STONE EFFECT, WITH A LARGE ASSORTMENT OF BRICKWORK AND MOSAIC TILES. THE WATER-JET CUTTING PROCESS REINVENTS ESAGONA CIRCLE AND MURETTO CIRCLE, SOFTENING THEIR EDGES.




Esagona Circle 30x34



Muretto Circle 30x60



Mosaico 30x30



Mattoncino 30x60

Un effet pierre inédit assorti d'un large choix de briquettes et de mosaïques. La découpe à hydrojet réinvente Esagona Circle et Muretto Circle, dont elle adoucit les angles.

Eine völlig neuartige Natursteinoptik, umrahmt von Riemchen und Mosaiken. Das Wasserstrahlschneiden ist eine neue Version von Esagona Circle und Muretto Circle mit abgerundeten Kanten.

Wall: Muretto Circle Gravel 30x60



NATURAL AFFINITIES OF MATERIALS.



LANDSTONE
stone look

+



NORDIC WOOD
wood look

LANDSTONE E NORDIC WOOD:
UN'ARMONIA CHE CELEBRA
LA BELLEZZA E SUGGERISCE CALDI
ACCOSTAMENTI MATERICI ALL'INSEGNA
DI UNA CREATIVITÀ NATURALE.

LANDSTONE AND NORDIC WOOD:
A HARMONY THAT CELEBRATES
BEAUTY AND INSPIRES WARM
COMBINATIONS OF MATERIALS,
EXPRESSING A NATURAL CREATIVITY.

Landstone et Nordic Wood : une harmonie qui célèbre le beau et suggère de chaleureuses associations de matières inscrites dans une créativité naturelle.

Landstone und Nordic Wood: eine Harmonie, die die Schönheit feiert und warme, materialbetonte Kombinationen schafft, die sich durch eine natürliche Kreativität auszeichnen.

□ EARTH / CLAY

● NORDIC WOOD
wood look

← RECEPTION

BEAUTY, DURABILITY
AND PERFORMANCE TO
MEET THE NEEDS OF ANY
PUBLIC SPACE.

BELLEZZA, DURATA E PRESTAZIONI PER
QUALSIASI SPAZIO PUBBLICO.

BEAUTÉ, RÉSIDENCE ET PERFORMANCE QUI
SAVENT S'ADAPTER À TOUS LES ESPACES PUBLICS.

SCHÖNHEIT, ROBUSTHEIT UND PERFORMANCE
FÜR ALLE ÖFFENTLICHEN RÄUME.

Wall / Counter: Muretto Circle Clay 30x60 | NORDIC WOOD Bacchette Walnut 60x120 | Earth 100x100 cm | Clay 100x100
Floor: Earth 100x100 cm

TRE ANIME IN PERFETTO EQUILIBRIO:
LANDSTONE CONTIENE SUGGERZIONI
GRAFICHE CHE PROVENGONO DAL
LIMESTONE, DALLA PIETRA DI TRANI
E DAL MARMO, AMALGAMATE E
ARMONIZZATE DA UN ACCURATO
LAVORO DI CALIBRATURA ESTETICA.

THREE SPIRITS IN PERFECT
HARMONY: LANDSTONE INCLUDES
GRAPHIC DESIGN INPUTS FROM
LIMESTONE, TRANI STONE AND
MARBLE, TASTEFULLY AND SKILFULLY
COMBINED IN A METICULOUS
CREATIVE PROCESS.



Trois âmes en parfait équilibre : Landstone présente des suggestions graphiques issues du calcaire, de la pierre de Trani et du marbre, amalgamées et mises en harmonie par un minutieux travail de calibrage esthétique.

Drei Seelen in perfektem Einklang: Landstone enthält Musteranmutungen, die vom Kalkstein, vom Naturstein Trani und vom Marmor herrühren, kombiniert und aufeinander abgestimmt durch eine sorgfältige ästhetische Abwägung.



Floor: Raw Clay 100x100

□ CLAY / EARTH



TECHNICALLY FLAWLESS,
AESTHETICALLY REFINED
SURFACES.

SUPERFICI TECNICAMENTE IMPECCABILI E
DALL'ESTETICA RAFFINATA.

L'ESTHÉTIQUE RAFFINÉE DE SURFACES
TECHNIQUEMENT IMPECCABLES.

TECHNISCH PERFEKTE OBERFLÄCHEN VON
AUSERLESENER ÄSTHETIK.

Wall / Counter: Clay 60x120 | Struttura Track Clay 60x120 | Hearth 60x120
Floor: Clay100x100



Residential
spaces



Public
spaces


SURFACES NATURALLY IMBUED WITH ELEGANCE.

DETTAGLI MATERICI ISPIRATI A PIETRE APPREZZATE DA PROGETTISTI E INTERIOR DESIGNER RAGGIUNGONO IN LANDSTONE UN EQUILIBRATO MOVIMENTO GRAFICO E CROMATICO. UN LOOK PIETRA CHE NEGLI AMBIENTI COMMERCIALI E NEGLI SPAZI PUBBLICI ESPRIME TUTTO IL POTENZIALE ESTETICO E TECNICO.

IN LANDSTONE, TACTILE DETAILS INSPIRED BY SOME OF ARCHITECTS' AND INTERIOR DESIGNERS' FAVOURITE STONES GENERATE AN EXQUISITE VARIETY OF PATTERNING AND COLOUR. A STONE LOOK THAT EXPRESSES ITS FULL AESTHETIC AND TECHNICAL POTENTIAL IN RETAIL LOCATIONS AND PUBLIC SPACES.

S'inspirant de pierres prisées par les concepteurs et les architectes d'intérieur, les détails de matière de Landstone créent un mouvement graphique et chromatique équilibré. Un aspect pierre qui exprime tout son potentiel esthétique et technique dans les espaces commerciaux et publics.

Materialbetonte, am Stein inspirierte Details, die von Architekten und Innenarchitekten sehr geschätzt werden, erzeugen in Landstone einen harmonischen Muster- und Farbverlauf. Ein Naturstein-Look, dessen gesamtes ästhetisches und technisches Potential sich in Geschäftsräumen und öffentlichen Bereichen entfaltet.



LA NATURALITÀ E IL SENSO DI AUTENTICITÀ
DI LANDSTONE SONO L'ESITO DI
UNA TECNOLOGIA DECORATIVA CHE
FA COINCIDERE GRAFICA AD ALTA
RISOLUZIONE E STRUTTURA SUPERFICIALE.

LANDSTONE'S NATURAL APPEAL AND
AUTHENTICITY ARE ACHIEVED USING A
DECORATIVE TECHNOLOGY THAT MATCHES
HIGH-RESOLUTION PATTERNING AND
SURFACE STRUCTURE.

Le naturel et la sensation d'authenticité de Landstone sont
l'aboutissement d'une technologie décorative qui fait coïncider
graphisme haute résolution et structure de surface.

Die Natürlichkeit und der Sinn für Authentizität von Landstone
sind das Resultat einer dekorativen Technik, die hochauflösende
Grafik mit Oberflächenstrukturen zusammen bringt.

□ RAW WHITE / CARBON



Wall: Carbon 100x100
Floor: Raw White 100x100
Floor Out: Carbon 2 MM 60x120 | Raw White 2 MM 60x120



EXTENSIVE AESTHETIC
REALISM, SPECIFIC
PERFORMANCE.

ESTETICA DAL REALISMO DETTAGLIATO,
PERFORMANCE DISTINTIVA.

UNE ESTHÉTIQUE AU RÉALISME DÉTAILLÉ,
UNE PERFORMANCE DISTINCTIVE.

BIS INS DETAIL REALISTISCHE ÄSTHETIK,
HERAUSRAGENDE PERFORMANCE.



OutWalk 20 MM

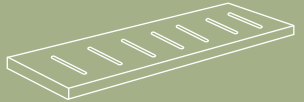
ACCESSORIES THAT MAKE A DIFFERENCE.



Toro Gradino
20MM 30x120x2



Toro Angolo SX/DX
20MM 30x120x2



Griglia
20MM 20x60x2



Angolo Griglia SX/DX
20MM 20x60x2

OLTRE A SUPERFICI DALLE ALTISSIME PERFORMANCE, OUTWALK 20 MM PREVEDE FORMATI E PEZZI SPECIALI PER METTERE A PUNTO SOLUZIONI PROGETTUALI COMPLETE.

IN ADDITION TO ITS OUTSTANDING PERFORMANCE, OUTWALK 20 MM OFFERS SPECIAL TRIMS AND SIZES FOR THE CREATION OF COMPLETE ARCHITECTURAL SOLUTIONS.

Outre des surfaces à très haute performance, OutWalk 20 MM propose des formats et des pièces spéciales pour des solutions de design complètes.

Neben Oberflächen mit Spitzenleistungen bietet OutWalk 20 MM Formate und Formteile zur Umsetzung gestalterischer Komplettlösungen.

CLAY / EARTH

BRICKUP
3D look

NORDIC WOOD
wood look

A FURNISHED GARDEN
FOR YEAR-ROUND LIVING.

LO SPAZIO ESTERNO DA VIVERE
TUTTO L'ANNO.

UN JARDIN AMÉNAGÉ À VIVRE
TOUTE L'ANNÉE.

EIN GARTEN, IN DEM MAN SICH DAS
GANZE JAHR ÜBER AUFHÄLT.

Wall: NORDIC WOOD Bacchette Walnut 60x120 | BRICKUP New York Sand 16x40
Floor: Taupe 60x120 | NORDIC WOOD Bacchette Walnut 20MM 60x60

OutWalk 20
MM


ULTRA-RESISTANCE, SAFETY AND PRACTICALITY.


LANDSTONE PREVEDE SUPERFICI CERAMICHE SPECIFICHE PER L'OUTDOOR. OUTWALK 20 MM OFFRE UN CORREDO DI FORMATI E PEZZI SPECIALI CHE, IN PIENA CONTINUITÀ ESTETICA CON GLI AMBIENTI INTERNI, AMPLIANO LO SPAZIO ABITABILE A PISCINE, TERRAZZE, GIARDINI E CAMMINAMENTI.

LANDSTONE INCLUDES CERAMIC SURFACES SPECIFICALLY FOR OUTDOOR USE. OUTWALK 20 MM OFFERS AN ASSORTMENT OF SPECIAL TRIMS AND SIZES THAT EXTEND LIVING-SPACES TO EMBRACE POOLS, PATIOS, GARDENS AND PATHS, PERFECTLY MATCHED WITH INDOOR COVERING MATERIALS.

Landstone propose des surfaces céramiques spécialement conçues pour l'extérieur. OutWalk 20 MM offre une série de formats et de pièces spéciales qui, s'inscrivant pleinement dans la continuité esthétique avec les espaces intérieurs, élargissent l'espace de vie aux piscines, terrasses, jardins et cheminements.

Landstone bietet keramische Oberflächen eigens für den Outdoor-Bereich an. OutWalk 20 MM mit seinem großen Angebot an Formaten und Formteilen, die eine einheitliche ästhetische Gestaltung zu den Innenbereichen ermöglichen, dehnen den Wohnbereich auf Schwimmbäder, Terrassen, Gärten und Gehwege aus.





RAW WHITE



CLAY


items



TAUPE



EARTH



GRAVEL



CARBON



RAW WHITE




THICKNESS
9
MM

cm. 100x100 inch 39³/₈x39³/₈ cm. 60x120 inch 23⁵/₈x47¹/₄ cm. 60x90 inch 23⁵/₈x35⁷/₁₆ cm. 60x60 inch 23⁵/₈x23⁵/₈ cm. 30x60 inch 11¹³/₁₆x23⁵/₈



60x120 - 23⁵/₈x47¹/₄
LST 82RT Raw White Rettificato **02**
1075



60x90 - 23⁵/₈x35⁷/₁₆
LST 81RT Raw White Rettificato **02**
1075



100x100 - 38³/₈x38³/₈
LST 108R Raw White Rettificato **02**
1050



60x120 - 23⁵/₈x47¹/₄
LST 85RT Struttura Track Raw White Rettificato **02**
1035




30x60 - 11¹³/₁₆x23⁵/₈
LST 86RT Raw White Rettificato **07**
1040



30x30 - 11¹³/₁₆x11¹³/₁₆
LST 885N Mos. 5x5
Raw White **10**
3115



30x60 - 11¹³/₁₆x23⁵/₈
LST 884N Mattoncino Raw White **04**
3130



60x60 - 23⁵/₈x23⁵/₈
LST 80RT Raw White Rettificato **03**
1065



30x34 - 11¹³/₁₆x13³/₈
LST 887N Esagona
Circle Raw White **06**
3160



30x60 - 11¹³/₁₆x23⁵/₈
LST 888N Muretto Circle Raw White **04**
3150



60x120 - 23⁵/₈x47¹/₄
LST 89RT Raw White 20 MM Rettificato **01**
1125

OUT WALK Porcelain slabs

THICKNESS
20
MM

cm. 60x120 inch 23⁵/₈x47¹/₄ cm. 60x90 inch 23⁵/₈x35⁷/₁₆



60x90 - 23⁵/₈x35⁷/₁₆
LST 869R Raw White 20 MM Rettificato **01**
1120

DOWNLOAD
TECHNICAL
FEATURES



NATURAL



20 MM



EARTH

09315
PORCELAIN
TILES

HD
HIGH DEFINITION



THICKNESS
9
MM

cm. 100x100
inch 39³/₈x39³/₈

cm. 60x120
inch 23⁵/₈x47¹/₄

cm. 60x90
inch 23⁵/₈x35⁷/₁₆

cm. 60x60
inch 23⁵/₈x23⁵/₈

cm. 30x60
inch 11¹³/₁₆x23⁵/₈



60x120 - 23⁵/₈x47¹/₄
LST 62RT Earth Rettificato 02 1075



60x90 - 23⁵/₈x35⁷/₁₆
LST 61RT Earth Rettificato 02 1075



100x100 - 38³/₈x38³/₈
LST 106R Earth Rettificato 02 1050




60x60 - 23⁵/₈x23⁵/₈
LST 60RT Earth Rettificato 03 1065



30x60 - 11¹³/₁₆x23⁵/₈
LST 66RT Earth Rettificato 07 1040




30x30 - 11¹³/₁₆x11¹³/₁₆
LST 665N Mos. 5x5
Earth 10 3115




30x60 - 11¹³/₁₆x23⁵/₈
LST 664N Mattoncino Earth 04 3130



30x60 - 11¹³/₁₆x23⁵/₈
LST 668N Muretto Circle Earth 04 3150



30x34 - 11¹³/₁₆x13³/₈
LST 667N Esagona
Circle Earth 06 3160



35x40 - 13³/₄x15³/₄
LST 669N Nest Earth/Almond 04 3150

OUT WALK
Porcelain
slabs

THICKNESS
20
MM

cm. 60x120
inch 23⁵/₈x47¹/₄

cm. 60x90
inch 23⁵/₈x35⁷/₁₆

cm. 60x60
inch 23⁵/₈x23⁵/₈



60x120 - 23⁵/₈x47¹/₄
LST 69RT Earth 20 MM Rettificato 01 1125



60x90 - 23⁵/₈x35⁷/₁₆
LST 669R Earth 20 MM Rettificato 01 1120



60x60 - 23⁵/₈x23⁵/₈
LST 660R Earth 20 MM Rettificato 02 1115

DOWNLOAD
TECHNICAL
FEATURES



NATURAL



20 MM



GRAVEL

09315
PORCELAIN
TILES

HD
HIGH DEFINITION



THICKNESS
**9
MM**

cm. 100x100
inch 39"3/8x39"3/8

cm. 60x120
inch 23"5/8x47"1/4

cm. 60x90
inch 23"5/8x35"7/16

cm. 60x60
inch 23"5/8x23"5/8

cm. 30x60
inch 11"13/16x23"5/8

60x120 - 23"5/8x47"1/4
LST 12RT Gravel Rettificato **02**
1075

60x90 - 23"5/8x35"7/16
LST 11RT Gravel Rettificato **02**
1075

60x120 - 23"5/8x47"1/4
LST 15RT Struttura Track Gravel Rettificato **02**
1035

30x60 - 11"13/16x23"5/8
LST 16RT Gravel Rettificato **07**
1040

100x100 - 39"3/8x39"3/8
LST 101R Gravel Rettificato **02**
1050

30x30 - 11"13/16x11"13/16
LST 115N Mos. 5x5 Gravel **10**
3115

30x60 - 11"13/16x23"5/8
LST 114N Mattoncino Gravel **04**
3150

60x60 - 23"5/8x23"5/8
LST 10RT Gravel Rettificato **03**
1065

30x34 - 11"13/16x13"3/8
LST 117N Esagona Circle Gravel **06**
3160

30x60 - 11"13/16x23"5/8
LST 118N Muretto Circle Gravel **04**
3160

100x100 - 39"3/8x39"3/8
LST 101AS Gravel Antislip Rettificato **02**
1090

30x60 - 11"13/16x23"5/8
LST 16AS Gravel Antislip Rettificato **07**
1040

DOWNLOAD TECHNICAL FEATURES
NATURAL
ANTISLIP

OUT WALK

**Porcelain
slabs**

THICKNESS
**20
MM**

cm. 60x120
inch 23"5/8x47"1/4

cm. 60x90
inch 23"5/8x35"7/16

cm. 100x100
inch 39"3/8x39"3/8

cm. 60x60
inch 23"5/8x23"5/8


100x100 - 39"3/8x39"3/8
LST 121R Gravel 20 MM Rettificato **01**
1155

60x120 - 23"5/8x47"1/4
LST 19RT Gravel 20 MM Rettificato **01**
1125

60x90 - 23"5/8x35"7/16
LST 169R Gravel 20 MM Rettificato **01**
1120

60x60 - 23"5/8x23"5/8
LST 160R Gravel 20 MM Rettificato **02**
1115

DOWNLOAD TECHNICAL FEATURES
20 MM



CARBON

09315
PORCELAIN
TILES

HD
HIGH DEFINITION



THICKNESS
9
MM

cm. 100x100
inch 39³/₈x39³/₈

cm. 60x120
inch 23⁵/₈x47¹/₄

cm. 60x90
inch 23⁵/₈x35⁷/₁₆

cm. 60x60
inch 23⁵/₈x23⁵/₈

cm. 30x60
inch 11¹/₃x16x23⁵/₈




60x120 - 23⁵/₈x47¹/₄
LST 228RT Carbon Rettificato 02 1075



60x90 - 23⁵/₈x35⁷/₁₆
LST 219T Carbon Rettificato 02 1075




100x100 - 39³/₈x39³/₈
LST 102R Carbon Rettificato 02 1050



60x120 - 23⁵/₈x47¹/₄
LST 259T Carbon Rettificato 02 1035



30x60 - 11¹/₃x16x23⁵/₈
LST 267T Carbon Rettificato 07 1040




30x30 - 11¹/₃x11¹/₃
LST 225N Mos. 5x5 Carbon 10 3115



30x60 - 11¹/₃x16x23⁵/₈
LST 224N Mattoncino Carbon 04 3130



60x60 - 23⁵/₈x23⁵/₈
LST 202T Carbon Rettificato 03 1065



30x34 - 11¹/₃x13³/₈
LST 227N Esagona Circle Carbon 06 3160



30x60 - 11¹/₃x16x23⁵/₈
LST 228N Muretta Circle Carbon 04 3150

OUT WALK Porcelain slabs

THICKNESS
20
MM

cm. 60x120
inch 23⁵/₈x47¹/₄

cm. 60x90
inch 23⁵/₈x35⁷/₁₆

cm. 100x100
inch 39³/₈x39³/₈

cm. 60x60
inch 23⁵/₈x23⁵/₈



100x100 - 39³/₈x39³/₈
LST 122R Carbon 20 MM Rettificato 01 1155



60x120 - 23⁵/₈x47¹/₄
LST 299T Carbon 20 MM Rettificato 01 1125



60x90 - 23⁵/₈x35⁷/₁₆
LST 269R Carbon 20 MM Rettificato 01 1120



60x60 - 23⁵/₈x23⁵/₈
LST 260R Carbon 20 MM Rettificato 02 1115

DOWNLOAD
TECHNICAL
FEATURES

NATURAL

20 MM



CAT-LST



NOVABELL SpA CERAMICHE ITALIANE
via Molino, 1 - 42014 Roteglia (RE), Italia
T +39 0536 86 11 11 - F +39 0536 85 12 05
info@novabell.it - export@novabell.it
www.novabell.it - Società con socio unico

