

SERIE MYTHO | MYTHO SERIES



esmaltado
glazed



<1,25%
máx. 2 mm



3<E≤6%



3,7x10⁶xC¹



18 N/mm²



Acero/Tierra PEI : 4
Rubino PEI: 3



H6



6 - 9



clase 5
class 5



Deslizam. CTE
Slipping resist. CTE
Acero/Tierra: clase 2
Rubino: clase 1



B



<R9




si/yes




Simbología y normas en pág. 186 Symbols and Standards p. 186
Los colores son indicativos Colours are just indicative

Esmaltados *Glazed Tiles*



Acero



Tierra



Rubino

Bases Basic pieces



Acero 33x33
Cod. 02586
MC625



Rubino 33x33
Cod. 02566
MC625



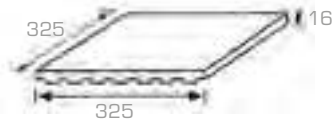
Tierra 33x33
Cod. 02576
MC625



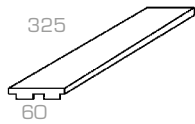
Acero 6x33
Cod. 01577
MC680



Rubino 6x33
Cod. 01578
MC680

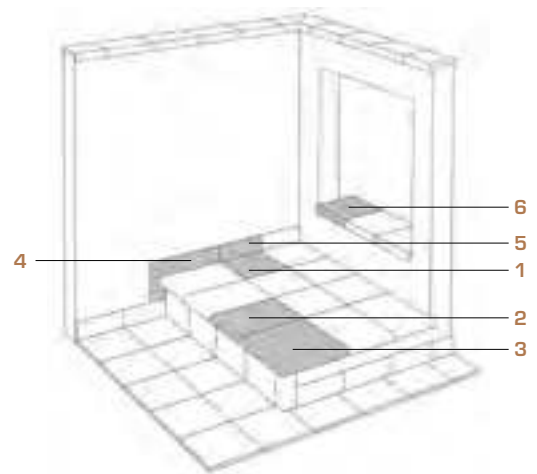


Base 33x33
Tile 33x33



Base 6x33 *
Tile 6x33 *


* Se obtiene a partir de base de 33x33 pre-marcada
*(It is obtained from 33x33 pre-marked tile)



- | | | | |
|----------------------|--------------------|---------------|----------------|
| 1 Base | Tile | 4 Zanquín | String |
| 2 Peldaño | Stair-tread | 5 Rodapié | Skirting board |
| 3 Esquina de peldaño | Stair-tread corner | 6 Vierteaguas | Wash |

Artículo Item	Medidas (mm) Size (mm)	Espesor (mm) Thickness (mm)	U.M. *	U.M. *		Piezas Pieces		Peso (Kg) Weight (Kg)		
						U.M.*		U.M.*		
Base 33x33 Tile 33x33	325x325	16	M ² SQM	0,67	42,67	9	6	33	21,8	1400
Base 6x33 Tile 6x33	60x325	16	M ² SQM	0,16	10,66	45	270	3,65	21,84	1397,76

* Unidad de Medida. Los artículos medidos en M² o ML se sirven contando la junta normal entre piezas
*Unit of measure. Items measured in SQM or LM are delivered assuming average joint between pieces

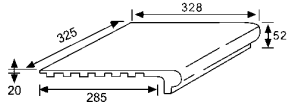


Tierra 33x33

Peldaño 24-33
Stair-tread 24-33



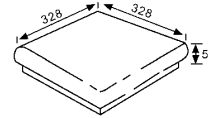
Acero ■ Cod. 02587 PZ390	Tierra ■ Cod. 02567 PZ390	Rubino ■ Cod. 02577 PZ390
---------------------------------------	--	--



Esquina de peldaño
Stair-tread corner



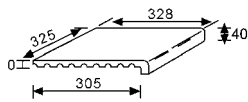
Acero ■ Cod. 02589 PZ390	Tierra ■ Cod. 02569 PZ390	Rubino ■ Cod. 02579 PZ390
---------------------------------------	--	--



Vierteaguas
Wash



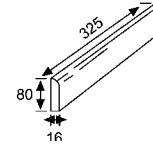
Acero ■ Cod. 02592 PZ345	Tierra ■ Cod. 02572 PZ345	Rubino ■ Cod. 02582 PZ345
---------------------------------------	--	--



Rodapié 33
Skirting board 33



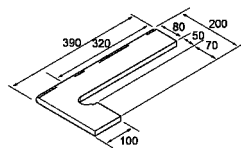
Acero ■ Cod. 02588 ML190	Tierra ■ Cod. 02568 ML190	Rubino ■ Cod. 02578 ML190
---------------------------------------	--	--



Zanquín izda.
String left



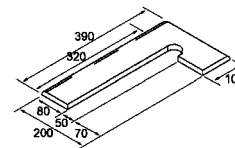
Acero ■ Cod. 02591 PZ190	Tierra ■ Cod. 02571 PZ190	Rubino ■ Cod. 02581 PZ190
---------------------------------------	--	--



Zanquín dcha.
String right










Acero ■ Cod. 02590 PZ190	Tierra ■ Cod. 02570 PZ190	Rubino ■ Cod. 02580 PZ190
---------------------------------------	--	--



Anchura recomendada de la junta de colocación: 6 - 8 mm
A 6 - 8 mm wide installation joint is recommended.



Acero 33x33

Artículo Item	Medidas (mm) Size (mm)	Espesor (mm) Thickness (mm)	U.M.*	U.M.*		Piezas Pieces		Peso (Kg) Weight (Kg)		
						U.M.* 		U.M.* 		
Peldaño <i>Stair-tread</i>	325x328x52	20	Pz. Pc.	6	216	1	6	42	25,1	906
Esquina de peldaño <i>Stair-tread corner</i>	328x328x52	20	Pz. Pc.	2	72	1	2	5,3	10,6	400
Vierteaguas <i>Wash</i>	325x328x40	20	Pz. Pc.	6	216	1	6	4,6	28	1020
Zanquín izda. <i>String left</i>	390x80/200x100	16	Pz. Pc.	10	300	1	10	1,3	13	390
Zanquín dcha. <i>String right</i>	390x80/200x100	16	Pz. Pc.	10	300	1	10	1,3	13	390
Rodapié <i>Skirting board</i>	325x80	16	ML ML	8	576	3	24	2,3	18	1296

*Unidad de Medida. Los artículos medidos en M² o ML se sirven contando la junta normal entre piezas
 *Unit of measure. Items measured in SGIM or LM are delivered assuming average joint between pieces