

CONTACT

FINE PORCELAIN STONEWARE



CONTEMPORARY MATERIAL MADE IN ITALY

★ ★ ★ ★ ★
CENTURY[®]
FINCIBEC GROUP



CONTEMPORARY MATERIAL MADE IN ITALY

The CENTURY company specialises in fine porcelain stoneware with a contemporary innovative aesthetic, created with latest-generation technological processes. CENTURY products are intended for public, commercial, industrial and technical buildings as well as for private homes. The collections in the Century catalogue offer inimitable performance and application scope, to respond to the technological and design needs of architects and designers.

MATERIA CONTEMPORANEA MADE IN ITALY

CENTURY è un'azienda specializzata nella produzione di materiali in gres fine porcellanato dall'estetica attuale ed innovativa, creati attraverso processi tecnologici di ultima generazione. CENTURY si rivolge all'edilizia pubblica, commerciale, industriale, tecnica oltre che residenziale. Le esigenze tecnologiche e progettuali espresse da architetti e designer trovano risposte puntuali nelle sue proposte, attraverso collezioni inimitabili per prestazioni d'uso e possibilità applicative.

CONTACT

FINE PORCELAIN STONEWARE
GRES FINE PORCELLANATO

INDEX // INDICE



PAG. 10
HEAVEN // STONE WHITE



PAG. 16
ELEGANCE // VOGUE



PAG. 22
ELEGANCE // VOGUE



PAG. 28
MYSTIC



PAG. 36
STONE WHITE // SPACE

**IT DOES
NOT BURN**
NON BRUCIA

**ENVIRONMENT
FRIENDLY**
AMA
L'AMBIENTE

SAFE
SICURO

HYGIENIC
IGIENICO

**LONG
LASTING**
DURA
A LUNGO

VERSATILE
VERSATILE

RESISTANT
RESISTENTE

STABLE
STABILE

FINE PORCELAIN STONEWARE. A SAFE CHOICE

IL GRES
PORCELLANATO.
UNA SCELTA SICURA

This communication is done in partnership with
Questa comunicazione è realizzata in partnership con

ceramica infc
www.ceramica.info

Fine porcelain stoneware is created out of a blend of top-quality raw materials, appropriately processed and fired at a temperature of more than 1300°C to guarantee complete vitrification. Porcelain stoneware products offer outstanding hardness, resistance, compactness, non-absorbency and frost-proofing, making them uniquely high-performing materials for use in architecture in a great variety of different contexts.

Il gres fine porcellanato nasce da un mix di materie prime pregiate, opportunamente lavorate e sottoposte a cottura a una temperatura superiore ai 1300 C° che ne garantisce la perfetta greificazione. I prodotti in gres porcellanato presentano caratteristiche di eccezionale durezza, resistenza, compattezza, inassorbenza e ingelività che li rende inimitabili, per prestazioni, nell'impiego in architettura nei più svariati ambiti di utilizzo.

CONTACT

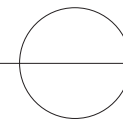
FINE PORCELAIN STONEWARE
GRES FINE PORCELLANATO



Style born of research. Contact surfaces feature marble-effect porcelain stoneware recalling rare and precious variants. Colours and veining tell a new vision of the material, a selection aimed above all at interior design, articulated in the chic suggestions of the brushed finishing and in the perfect realism of the natural surface.

The mosaics, the refined lozenge-shaped tesserae, elaborate the broad colour palette, with lively touches and dynamic textures, on the geometric modules, for decorative solutions of timeless beauty.

Lo stile che nasce dalla ricerca. Le superfici Contact propongono gres porcellanato effetto marmo che richiama essenze rare e preziose. Colori e venature raccontano una visione inedita del materiale, una selezione rivolta soprattutto al design degli interni, declinata nelle suggestioni chic della finitura molata e nel perfetto realismo della superficie naturale. I mosaici, le raffinate tessere a losanga, elaborano nei moduli geometrici la palette cromatica, ampia, con tocchi vivaci e texture dinamiche, per soluzioni decorative dalla bellezza senza tempo.



WATCH THE VIDEO
AND DISCOVER
MORE ABOUT
THE COLLECTION

COLOURS // COLORI



SIZES // FORMATI

9 mm

120x120 cm
47"x47"

9 mm

60x120 cm
24"x47"

9 mm

20 mm

VOGUE Brushed
VOGUE Nat.
VOGUE TWO
ELEGANCE Brushed
ELEGANCE Nat.
ELEGANCE Grip

80x80 cm
31,5"x31,5"

9 mm

60x60 cm
24"x24"

9 mm

30x60 cm
12"x24"

FINE PORCELAIN STONEWARE
GRES FINE PORCELLANATO

CONTACT

VOGUE Brushed
STONE WHITE Brushed
MYSTIC Brushed

120x260 cm
47"x102"

7 mm

SURFACES // SUPERFICI

NATURAL NATURALE	BRUSHED MOLATA	GRIP GRIP
----------------------------	--------------------------	---------------------

EDGE // BORDO

RECTIFIED
RETTIFICATO

NATURAL SURFACE

The natural finish captures the original essence of the material and underlines its aesthetic qualities, such as colouring, veins and textures. Resistant and versatile, the natural surface finish is recommended for use on floors and walls in residential, commercial and public high traffic areas.

SUPERFICIE NATURALE

La finitura naturale permette di cogliere l'originale essenza materica del prodotto esaltandone le qualità estetiche, incluse le colorazioni e le eventuali venature e texture. Resistente e versatile, questa superficie è indicata per la posa a pavimento e a parete negli spazi residenziali, commerciali e pubblici ad alto traffico.

BRUSHED SURFACE

Brushing is a special way of working the ceramic surface to produce a slight but continuous glossy effect which evenly underlines the material's structure. Brushed surfaces evoke the attraction of lived-in materials and underline the product's aesthetic features, the depth of colour and the realism of details in various different graphic designs. Used to cover floors and walls, brushed materials are particularly recommended for use in residential spaces, but can also set off the design of commercial and public spaces with medium traffic intensity.

SUPERFICIE MOLATA

La molatura è una particolare lavorazione della superficie ceramica in grado di produrre un leggero ma continuo effetto lucido che asseconda in maniera uniforme la struttura del materiale. Le superfici molate evocano il fascino della materia vissuta ed esaltano l'estetica del prodotto, la profondità dei colori e il realismo dei dettagli delle diverse grafiche. Impiegati nel rivestimento di pavimenti e pareti, i prodotti molati sono particolarmente indicati negli spazi residenziali, ma possono arricchire anche il design degli spazi commerciali e pubblici a traffico medio.

GRIP SURFACE

The Grip surface offers the perfect combination of beauty, dependability and safety for outdoor pavements, public and commercial spaces, and pathways on private land specifically requiring high resistance to temperature excursions, frost, damp and fire. This type of surface can withstand considerable static and dynamic loads. It has a high friction coefficient and a non-slip surface. It offers a high degree of resistance to stains, solvents, cleaning products, acids and salt. It is unaffected by moss or mould. Easy cleaning. Fincibec ISO 13006 Bla porcelain stoneware with a high level of vitrification is unalterable over time and offers the best possible response to all requirements, while guaranteeing visual continuity between indoors and outdoors in the case of product lines available with multiple surface finishes.

SUPERFICIE GRIP

La superficie Grip è il giusto connubio tra estetica, affidabilità e sicurezza ed è idonea per la realizzazione di pavimentazioni delle aree esterne, degli spazi pubblici, commerciali e dei passaggi delle aree private dove sono richiesti requisiti specifici. Alta resistenza agli sbalzi termici, al gelo, all'umidità e al fuoco. Idoneità a sopportare notevoli carichi statici e dinamici. Elevato coefficiente di attrito e sicurezza alla scivolosità. Forte resistenza alle macchie, ai solventi, ai detergenti, agli acidi, al sale. Inattaccabilità da muffe e muschi. Facile pulibilità. Il gres porcellanato Fincibec ISO 13006 Bla, ad elevata greificazione ed inalterabile nel tempo, risponde nel modo migliore a tutte queste necessità garantendo inoltre per le serie con più finiture superficiali continuità visiva tra gli ambienti interni ed esterni.

TWO

Is a porcelain stoneware slab with a 20 mm thickness with exceptional technical performances, ideal for both public and private outdoor flooring. Its surface finishes have a high antislip performance (R11 A+B+C), with a wide range of special pieces that create visual continuity between indoor and outdoor spaces, making them perfect for swimming pools and wellness centres.

TWO

È una lastra monolitica di gres porcellanato, in spessore 20 mm, con prestazione tecniche eccezionali, ideale per pavimentazioni esterne sia pubbliche che private. La finitura superficiale, caratterizzata da elevate performance antiscivolo (R11 A+B+C), è corredata da una ricca gamma di pezzi speciali, perfetti per applicazioni come piscine e zone wellness, garantendo una continuità spaziale tra interno ed esterno.

BENEFITS - PLUS

High resistance to breaking loads and stress - Alta resistenza ai carichi di rottura e alle sollecitazioni
High non-slip performance: R11 (A+B+C) - Alte prestazioni antiscivolo: R11 (A+B+C)
Easy to clean - Facilità di pulizia
High resistance to frost and fire - Alta resistenza al gelo ed al fuoco
Resistance to the weathering elements and thermal shock - Resistenza agli agenti atmosferici e agli sbalzi termici
Resistance to salt and inalterability over time - Resistenza al sale ed inalterabilità nel tempo
Resistant to acids - Inattaccabile dagli acidi
Perfect continuity between indoor and outdoor areas - Perfetta continuità interno/esterno
Reusable - Riutilizzabile
Easy to install, remove and reposition - Facilità di posa, rimozione e riposizionamento

INSTALLATIONS SOLUTIONS - SOLUZIONI DI POSA


Dry installation on gravel - A secco su ghiaia
Dry installation on grass - A secco su erba
Dry installation on sand - A secco su sabbia
Traditional installation on screeds - Tradizionale su massetto
Raised installation on supports - Sopraelevata su supporti

INTENDED USES - DESTINAZIONI D'USO

TWO represents the best solution for: walkways in gardens or on beaches, terraces and balconies, patios, courtyards, swimming pool edges, wellness centres and drive-over pathways.
TWO rappresenta la migliore soluzione per la realizzazione di: camminamenti all'interno di giardini o su spiagge, terrazze e balconi, patii, cortili, bordi piscina, zone wellness e percorsi carrabili.

CONTACT

FINE PORCELAIN STONEWARE
GRES FINE PORCELLANATO



STONE WHITE



HEAVEN





☆☆☆☆☆
ROYAL
Hotel

Reception

Setting realized with / Ambiente realizzato con:
STONE WHITE 120x260 cm Brushed Rect. - 47"x102"
Mosaico FASHION MIX BLUE 22x31 cm - 9"x12"
STONE WHITE 60x120 cm Brushed Rect. - 24"x47"
STONE WHITE 120x120 Brushed Rect. - 47"x47"
HEAVEN 120x120 cm Brushed Rect. - 47"x47"




STONE WHITE
MOS. FASHION MIX BLUE

CONTACT

FINE PORCELAIN STONWARE
GRES FINE PORCELLANATO

— ○ — HEAVEN




CONTACT FINE PORCELAIN STONEWARE
GRES FINE PORCELLANATO



ELEGANCE



VOGUE

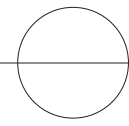





Setting realized with / Ambiente realizzato con:
VOGUE 120x260 cm Brushed Rect. - 47"x102"
ELEGANCE 80x80 cm Grip Rect. - 31,5"x31,5"
VOGUE 80x80 TWO Grip Rect. - 31,5"x31,5" On supports / Su supporti

CONTACT

FINE PORCELAIN STONEWARE
GRES FINE PORCELLANATO



ELEGANCE



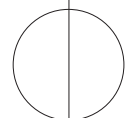
VOGUE



CONTACT

FINE PORCELAIN STONEWARE
GRES FINE PORCELLANATO

VOGUE
MOS. SKILL ELEGANCE




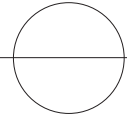


Setting realized with / Ambiente realizzato con:
VOGUE 120x260 cm Brushed Rect. - 47"x102"
Mosaico SKILL ELEGANCE 31x34 cm - 12"x13"
ELEGANCE 120x120 Brushed Rect. - 47"x47"
VOGUE 120x120 cm Brushed Rect. - 47"x47"

CONTACT

FINE PORCELAIN STONEWARE
GRES FINE PORCELLANATO

VOGUE



ELEGANCE



CONTACT

FINE PORCELAIN STONEWARE
GRES FINE PORCELLANATO



MYSTIC





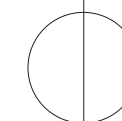
Setting realized with / Ambiente realizzato con:
MYSTIC 120x260 cm Brushed Rect. - 47"x102"
Mosaico FASHION MIX BLACK 22x31 cm - 9"x12"
MYSTIC 120x120 Brushed Rect. - 47"x47"



CONTACT

FINE PORCELAIN STONWARE
GRES FINE PORCELLANATO

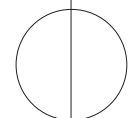
MOS. FASHION
MIX BLACK



CONTACT

FINE PORCELAIN STONEWARE
GRES FINE PORCELLANATO

MYSTIC



CONTACT

FINE PORCELAIN STONWARE
GRES FINE PORCELLANATO

STONE WHITE

SPACE





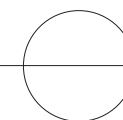
Setting realized with / Ambiente realizzato con:
Mosaico SKILL WHITE 31x34 cm - 12"x13"
STONE WHITE 60x120 cm Nat. Rect. - 24"x47"
SPACE 60x120 Brushed Rect. - 24"x47"



CONTACT

FINE PORCELAIN STONEWARE
GRES FINE PORCELLANATO

SPACE

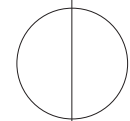



CONTACT

FINE PORCELAIN STONEWARE
GRES FINE PORCELLANATO



STONE WHITE





7 mm

9 mm

9 mm

9 mm

9 mm

9 mm

120x260 cm - 47"x102"
130151 Brushed Rect. ■ 190

120x120 cm - 47"x47"
128645 Brushed Rect. ■ 172
128639 Nat. Rect. ■ 148

60x120 cm - 24"x47"
129195 Brushed Rect. ■ 144
129201 Nat. Rect. ■ 117

20 mm
130159 TWO Grip Rect. ■ 184

60x60 cm - 24"x24"
129207 Brushed Rect. ■ 123
129227 Nat. Rect. ■ 100

30x60 cm - 12"x24"
129233 Brushed Rect. ■ 106
129240 Nat. Rect. ■ 83



7 mm

9 mm

9 mm

9 mm

9 mm

120x260 cm - 47"x102"
130152 Brushed Rect. ■ 190

120x120 cm - 47"x47"
128646 Brushed Rect. ■ 172
128640 Nat. Rect. ■ 148

60x120 cm - 24"x47"
129196 Brushed Rect. ■ 144
129202 Nat. Rect. ■ 117

60x60 cm - 24"x24"
129208 Brushed Rect. ■ 123
129228 Nat. Rect. ■ 100

30x60 cm - 12"x24"
129234 Brushed Rect. ■ 106
129241 Nat. Rect. ■ 83

STONE WHITE



HEAVEN



7 mm

9 mm



9 mm



9 mm



9 mm



120x260 cm - 47"x102"
130143 Brushed Rect. ■ 190

120x120 cm - 47"x47"
128647 Brushed Rect. ■ 172
128641 Nat. Rect. ■ 148

60x120 cm - 24"x47"
129197 Brushed Rect. ■ 144
129203 Nat. Rect. ■ 117

60x60 cm - 24"x24"
129209 Brushed Rect. ■ 123
129229 Nat. Rect. ■ 100

30x60 cm - 12"x24"
129236 Brushed Rect. ■ 106
129242 Nat. Rect. ■ 83

9 mm



9 mm



9 mm



9 mm



120x120 cm - 47"x47"
128648 Brushed Rect. ■ 172
128642 Nat. Rect. ■ 148

60x120 cm - 24"x47"
129198 Brushed Rect. ■ 144
129204 Nat. Rect. ■ 117

60x60 cm - 24"x24"
129210 Brushed Rect. ■ 123
129230 Nat. Rect. ■ 100

30x60 cm - 12"x24"
129237 Brushed Rect. ■ 106
129243 Nat. Rect. ■ 83



9 mm



120x120 cm - 47"x47"
128649 Brushed Rect. ■ 172
128643 Nat. Rect. ■ 148

9 mm



60x120 cm - 24"x47"
129199 Brushed Rect. ■ 144
129205 Nat. Rect. ■ 117

9 mm



60x60 cm - 24"x24"
129211 Brushed Rect. ■ 123
129231 Nat. Rect. ■ 100

9 mm



30x60 cm - 12"x24"
129238 Brushed Rect. ■ 106
129244 Nat. Rect. ■ 83

9 mm



120x120 cm - 47"x47"
128650 Brushed Rect. ■ 172
128644 Nat. Rect. ■ 148

9 mm



60x120 cm - 24"x47"
129200 Brushed Rect. ■ 144
129206 Nat. Rect. ■ 117

9 mm



80x80 cm - 31.5"x31.5"
130155 Brushed Rect. ■ 144
130153 Nat. Rect. ■ 117
130158 Grip Rect. ■ 117

9 mm



60x60 cm - 24"x24"
129212 Brushed Rect. ■ 123
129232 Nat. Rect. ■ 100

9 mm



30x60 cm - 12"x24"
129239 Brushed Rect. ■ 106
129245 Nat. Rect. ■ 83

MOSAICS // MOSAICI




4,7x4,7 cm - 1.8"x1.8"
30x30 cm - 12"x12"
VOGUE
130181 Nat. Rect. ● 189



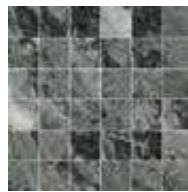
4,7x4,7 cm - 1.8"x1.8"
30x30 cm - 12"x12"
MYSTIC
130182 Nat. Rect. ● 189



4,7x4,7 cm - 1.8"x1.8"
30x30 cm - 12"x12"
ELEGANCE
130186 Nat. Rect. ● 189



4,7x4,7 cm - 1.8"x1.8"
30x30 cm - 12"x12"
HEAVEN
130184 Nat. Rect. ● 189



4,7x4,7 cm - 1.8"x1.8"
30x30 cm - 12"x12"
SPACE
130185 Nat. Rect. ● 189



4,7x4,7 cm - 1.8"x1.8"
30x30 cm - 12"x12"
STONE WHITE
130183 Nat. Rect. ● 189

SKILL



SKILL ELEGANCE
31x34 cm - 12"x13"
ELEGANCE Nat. - VOGUE Brushed
130171 ● 83



SKILL WHITE
31x34 cm - 12"x13"
STONE WHITE Nat. - SPACE Brushed
130170 ● 83

FASHION



FASHION VOGUE Brushed
22x31 cm - 9"x12"
130172 ● 63



FASHION MYSTIC Brushed
22x31 cm - 9"x12"
130173 ● 63



FASHION ELEGANCE Brushed
22x31 cm - 9"x12"
130177 ● 63



FASHION MIX BLACK Brushed
22x31 cm - 9"x12"
VOGUE - ELEGANCE - MYSTIC
130180 ● 65



FASHION HEAVEN Brushed
22x31 cm - 9"x12"
130175 ● 63



FASHION SPACE Brushed
22x31 cm - 9"x12"
130176 ● 63



FASHION STONE WHITE Brushed
22x31 cm - 9"x12"
130174 ● 63



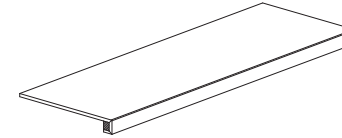
FASHION MIX BLUE Brushed
22x31 cm - 9"x12"
HEAVEN - STONE WHITE - MYSTIC
130178 ● 65

SPECIAL PIECES // PEZZI SPECIALI

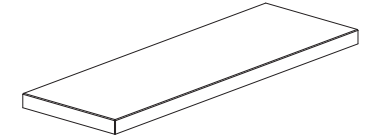
9 mm



BATTISCOPIA
5,4x60 cm - 2"x24"
Nat. Rect. ● 13



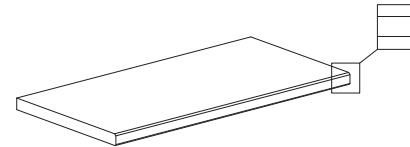
GRADONE COSTA RETTA
33x120 cm - 13"x47"
Brushed Rect. ● 212
Nat. Rect. ● 210



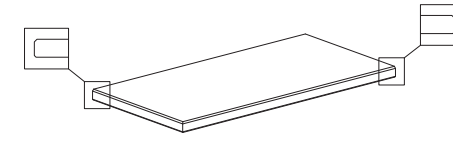
GRADONE ANGOLARE COSTA RETTA DX/SX
33x120 cm - 13"x47"
Brushed Rect. ● 224
Nat. Rect. ● 223

TWO SPECIAL PIECES // PEZZI SPECIALI TWO

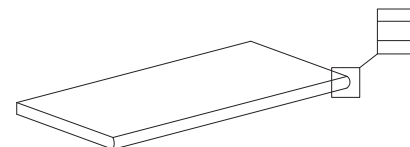
20 mm



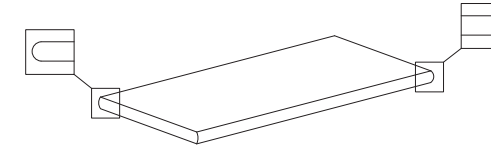
BORDO COSTA
40x80 cm - 16"x31.5"
Grip Rect. ● 189



ANGOLARE BORDO COSTA DX/SX
40x80 cm - 16"x31.5"
Grip Rect. ● 205



GRADONE CON TORO
40x80 cm - 16"x31.5"
Grip Rect. ● 192



GRADONE ANGOLARE CON TORO DX/SX
40x80 cm - 16"x31.5"
Grip Rect. ● 209

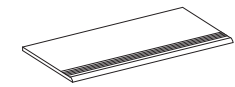
SLIP RESISTANT // SCIVOLOSITÀ

	STANDARD NORMA	NATURAL SURFACE SUPERFICIE NATURALE	BRUSHED SURFACE SUPERFICIE MOLATA	GRIP SURFACE SEPERFICIE GRIP
	B.C.R.A. (D.M.I. n. 236 μ>0,4)	> 0,40	-	> 0,40
	ANSI A137.1 (DCOF WET >0,42)	> 0,42	> 0,42	> 0,42
	DIN 51130	R10	-	R11
	DIN 51097	A + B A + B MOSAICO 4,7x4,7	-	A+B+C
	BS 7976 PTV ≥ 36 "Low slip risk"	≥ 36 Dry ≥ 36 Wet	-	≥ 36 DRY ≥ 36 WET
	AS 4586	CLASS P3	-	CLASS P4

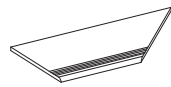
For specific certificates and data, contact Fincibec spa - Per i certificati specifici, e valori puntuali, contattare Fincibec spa

POOLS & WELLNESS SPECIAL PIECES // PEZZI SPECIALI POOLS & WELLNESS

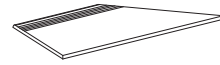
9 mm



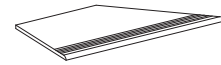
*BORDO LINE GRIP
40x80 cm - 16"x31,5"
● 125



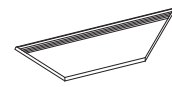
ANGOLO BORDO LINE INTERNO
DX GRIP 40x80 cm - 16"x31,5"
● 131



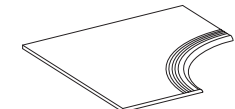
ANGOLO BORDO LINE INTERNO
SX GRIP 40x80 cm - 16"x31,5"
● 131



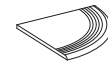
ANGOLO BORDO LINE ESTERNO
DX GRIP 40x80 cm - 16"x31,5"
● 131



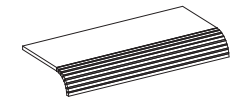
ANGOLO BORDO LINE ESTERNO
SX GRIP 40x80 cm - 16"x31,5"
● 131



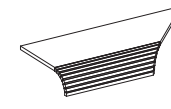
ANGOLO CURVO LINE INTERNO
GRIP 80x80 cm - 31,5"x31,5"
● 196



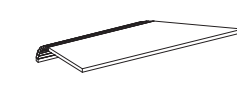
ANGOLO CURVO LINE ESTERNO
GRIP 40x40 cm - 16"x16"
● 187



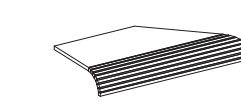
*BORDO CURVED NON MONOLITICO
GRIP 40x80 cm - 16"x31,5"
● 220



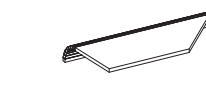
ANGOLO BORDO CURVED INTERNO
DX GRIP 40x80 cm - 16"x31,5"
● 228



ANGOLO BORDO CURVED INTERNO
SX GRIP 40x80 cm - 16"x31,5"
● 228



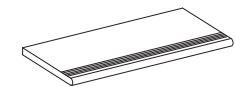
ANGOLO BORDO CURVED ESTERNO
DX GRIP 40x80 cm - 16"x31,5"
● 228



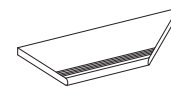
ANGOLO BORDO CURVED ESTERNO
SX GRIP 40x80 cm - 16"x31,5"
● 228

POOLS & WELLNESS SPECIAL PIECES // PEZZI SPECIALI POOLS & WELLNESS

20 mm



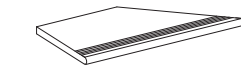
*BORDO LINE CON TORO GRIP
40x80 cm - 16"x31,5"
● 196



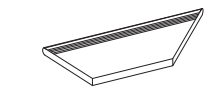
ANGOLO LINE INTERNO CON TORO
DX GRIP 40x80 cm - 16"x31,5"
● 199



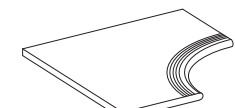
ANGOLO LINE INTERNO CON TORO
SX GRIP 40x80 cm - 16"x31,5"
● 199



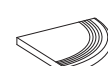
ANGOLO LINE ESTERNO CON TORO
DX GRIP 40x80 cm - 16"x31,5"
● 199



ANGOLO LINE ESTERNO CON TORO
SX GRIP 40x80 cm - 16"x31,5"
● 199



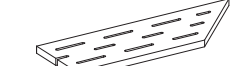
ANGOLO CURVO LINE INTERNO CON
TORO GRIP 80x80 cm - 31,5"x31,5"
● 228



ANGOLO CURVO LINE ESTERNO CON
TORO GRIP 40x40 cm - 16"x16"
● 220



*GRIGLIA 20 MM GRIP
20x80 cm - 8"x31,5"
● 202



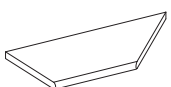
ANGOLO GRIGLIA DX 20 MM
GRIP 20x80 cm - 8"x31,5"
● 202



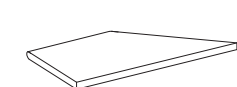
ANGOLO GRIGLIA SX 20 MM
GRIP 20x80 cm - 8"x31,5"
● 202



*BORDO CON TORO GRIP
40x80 cm - 16"x31,5"
● 192



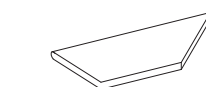
ANGOLO INTERNO CON TORO
DX GRIP 40x80 cm - 16"x31,5"
● 197



ANGOLO INTERNO CON TORO SX
GRIP 40x80 cm - 16"x31,5"
● 197



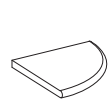
ANGOLO ESTERNO CON TORO DX
GRIP 40x80 cm - 16"x31,5"
● 197



ANGOLO ESTERNO CON TORO SX
GRIP 40x80 cm - 16"x31,5"
● 197



ANGOLO CURVO INTERNO CON TORO
GRIP 80x80 cm - 31,5"x31,5"
● 228



ANGOLO CURVO ESTERNO CON TORO
GRIP 40x40 cm - 16"x16"
● 212


* Price for a minimum order of 20 items. For smaller volumes, please contact our commercial office for a specific quote.
Prezzo per ordine minimo di 20 pezzi. Per quantitativi inferiori, rivolgersi agli uffici commerciali per una quotazione specifica.

PACKAGING // IMBALLI


	120x260 cm 47"x102"	120x120 cm 47"x47"	60x120 cm 24"x47"	60x60 cm 24"x24"	30x60 cm 12"x24"	80x80 cm 31,5"x31,5"	TWO 80x80 cm 31,5"x31,5"	Mosaic - Mosaico 30x30 cm 12"x12"	Mosaic - Mosaico 22x31 cm 9"x12"	Mosaic - Mosaico 31x34 cm 12"x13"
Pc.	CASSA 20	2	2	3	6	2	1	11	5	5
M ²	62,4	2,88	1,44	1,08	1,08	1,28	0,64	1	0,34	0,527
Kg	1060	58	31	22,5	22,5	26,2	29	20,3	7,5	11,6

	120x260 cm 47"x102"	120x120 cm 47"x47"	60x120 cm 24"x47"	60x60 cm 24"x24"	30x60 cm 12"x24"	80x80 cm 31,5"x31,5"	TWO 80x80 cm 31,5"x31,5"	Mosaic - Mosaico 30x30 cm 12"x12"	Mosaic - Mosaico 22x31 cm 9"x12"	Mosaic - Mosaico 31x34 cm 12"x13"
Pc.	CAVALLA 36	20	35	40	48	40	40	36	-	-
M ²	112,3	57,6	50,4	43,2	51,84	51,2	25,6	36	-	-
Kg	1908	1160	1085	900	1080	1048	1160	730,8	-	-

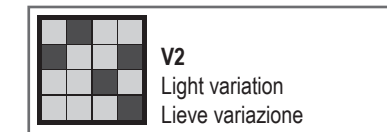
COLOURS VARIATIONS // VARIAZIONI CROMATICHE




V1
Even appearance
Aspetto uniforme



V3
Medium variation
Media variazione



V2
Light variation
Lieve variazione



V4
Strong variation
Intensa variazione

It is necessary to take the tiles from several different boxes when laying them.

È indispensabile all'atto della posa, prelevare le piastrelle da più confezioni.

USE CATEGORIES // CATEGORIE D'IMPIEGO

C1

Floor tiles recommended for low traffic areas.
Piastrille da pavimento consigliate per calpestio lieve.

C4

Floor tiles recommended for medium traffic areas.
Piastrille da pavimento consigliate per calpestio medio.

7 mm

C2

Floor tiles recommended for light traffic areas.
Piastrille da pavimento consigliate per calpestio leggero.

C5

Floor tiles recommended for heavy uses.
Piastrille da pavimento consigliate per calpestio intenso.

9 mm

C3

Floor tiles recommended for medium-light traffic areas.
Piastrille da pavimento consigliate per calpestio medio-leggero.

NOTES // NOTE

Fincibec reserves the right to modify its products without prior notice and cannot be held liable for direct or indirect damage caused by such modifications.
I prodotti possono essere modificati da Fincibec senza preavviso, respingendo ogni responsabilità su possibili danni diretti o indiretti causati da potenziali modifiche.

Always refer to the price list in force to ensure correct information and data on codes, packaging, and weight.
Verificare sempre la correttezza delle informazioni e dei dati relativi a codici, imballaggi e pesi, consultando il listino prezzi in vigore.

The colours shades, reported on the catalogue, are indicative. Le tonalità dei colori riportate nel catalogo sono indicative.

FINE PORCELAIN STONWARE. A SAFE CHOICE

IL GRES PORCELLANATO. UNA SCELTA SICURA



DURABILITY DURABILITÀ



EASY MAINTENANCE

**FACILE DA MANTENERE
MANTAINS ITS AESTHETIC AND FUNCTIONAL PROPERTIES UNALTERED OVER THE YEARS WITH ORDINARY CLEANING**

MANTIENE INALTERATE NEL TEMPO LE CARATTERISTICHE ESTETICHE E FUNZIONALI CON UNA NORMALE PULIZIA ORDINARIA



RESISTANT TO SUNSHINE

**RESISTENTE AI RAGGI SOLARI
MATERIAL WILL NOT FADE EVEN IN DIRECT CONTACT WITH UV RAYS**

IL MATERIALE A DIRETTO CONTATTO CON I RAGGI UV NON SUBISCE ALCUNA ALTERAZIONE DEI COLORI



RESISTANT TO CHEMICAL AGGRESSION

RESISTENTE ALL'ATTACCO CHIMICO

RESISTANT TO CHEMICAL AGENTS AND ACIDIC/BASIC SUBSTANCES USED IN HOME

RESISTE AGLI AGENTI CHIMICI E AGLI ACIDI/BASI DI USO DOMESTICO



RESISTANT TO STAINS

RESISTENTE ALLE MACCHIE

IMPERMEABLE TO STAINS AND EASY TO CLEAN

IMPERMEABILE ALLE MACCHIE E QUINDI FACILMENTE PULIBILE



IMPERMEABLE

IMPERMEABILE

FINE PORCELAIN'S STONWARE COMPACT NATURE PREVENTS ABSORPTION OF WATER AND MOISTURE

GRAZIE ALLA SUA COMPATTEZZA IL GRES PORCELLANATO NON ASSORBE ACQUA E NON TEME L'UMIDITÀ



RESISTANT TO FROST

RESISTENTE AL GELO

FINE PORCELAIN STONWARE IS FROSTPROOF AND CAN WITHSTAND EVEN THE COLDEST WINTER WEATHER

IL GRES PORCELLANATO È INGELIVO E IN GRADO DI RESISTERE AI CLIMI PIÙ RIGIDI



RESISTANT TO TEMPERATURE EXCURSIONS

RESISTENTE AGLI SBALZI TERMICI

REMAINS UNALTERED BY SUDDEN CHANGES IN TEMPERATURE

RESISTE SENZA ALTERAZIONI ALLE REPENTINE DIFFERENZE DI TEMPERATURE



RESISTANT AND UNALTERABLE

RESISTENTE E INALTERABILE

FINE PORCELAIN STONWARE CAN BE USED TO COVER A GREAT VARIETY OF DIFFERENT SURFACES IN RESIDENTIAL AND COMMERCIAL BUILDINGS

IL GRES PORCELLANATO PUÒ ESSERE UTILIZZATO PER RIVESTIRE MOLTEPLICI SUPERFICI IN AMBITO RESIDENZIALE E COMMERCIALE

CONTACT

HEALTH SALUTE



ZERO FORMALDEHYDE

**ZERO FORMALDEIDE
WILL NOT GIVE OFF FORMALDEHYDE EMISSIONS**

NON RILASCIA FORMALDEIDE NELL'AMBIENTE.



ZERO VOCS

ZERO VOCS

FINE PORCELAIN STONWARE IS AN INERT MATERIAL THAT DOES NOT EMIT VOLATILE ORGANIC COMPOUNDS (VOC)

LE PIASTRELLE IN GRES PORCELLANATO SONO UN MATERIALE INERTE CHE NON EMETTE COMPOSTI ORGANICI VOLATILI (VOC)



ANALLERGIC

ANALLERGICO

CONTAINS NO ALLERGENS

NON CONTIENE ALLERGENI



ODOURLESS

INODORE

DOES NOT GIVE OFF ODOURS INDOORS OR OUTDOORS

NON RILASCIA ODORI NELL'AMBIENTE INDOOR E OUTDOOR



RESISTANT TO MICROBES

RESISTENTE ALLA CRESCITA MICROBICA

FINE PORCELAIN STONWARE IS AN INERT MATERIAL WHICH INHIBITS GROWTH OF BACTERIA AND FUNGUS

LE PIASTRELLE IN GRES PORCELLANATO SONO UN MATERIALE INERTE E PERTANTO INIBISCONO LA CRESCITA DI BATTERI E FUNGHI



EASY TO CLEAN

FACILE DA PULIRE

CAN BE CLEANED WITH WATER OR ORDINARY CLEANING PRODUCTS FOR GUARANTEED HYGIENE

PULIBILE CON ACQUA O DETERGENTI COMUNI PER UNA GARANZIA DI UNA IGIENE SICURA

FINE PORCELAIN STONWARE. A SAFE CHOICE

IL GRES PORCELLANATO. UNA SCELTA SICURA



SAFETY SICUREZZA

FIRE-RESISTANT

RESISTENTE AL FUOCO

FINE PORCELAIN STONWARE TILES ARE INCOMBUSTIBLE, DO NOT BURN, DO NOT GIVE OFF FUMES, AND DO NOT PROPAGATE FLAME IN CASE OF FIRE

LE PIASTRELLE IN GRES PORCELLANATO SONO INCOMBUSTIBILI, NON BRUCIANO, NON EMETTONO FUMI, NE ALIMENTANO LA PROPAGAZIONE DELLE FIAMME IN CASO DI INCENDIO



UNALTERABLE UNDER THE EFFECT OF HEAT

INALTERABILE AL CALORE

FINE PORCELAIN STONWARE HAS LOW THERMAL EXPANSION, MAKING IT IDEAL FOR USE WITH UNDERFLOOR HEATING SYSTEMS

IL GRES PORCELLANATO GARANTISCE UNA RIDOTTA ESPANSIONE TERMICA E RISULTA IDEALE PER SISTEMI DI RISCALDAMENTO A PAVIMENTO



NON-SLIP

ANTISCIVOLO

FINE PORCELAIN STONWARE SURFACES CAN BE MADE WITH NON-SLIP SURFACES

ALCUNE SUPERFICI IN GRES PORCELLANATO POSSONO ESSERE REALIZZATE CON UN'ELEVATA RESISTENZA ALLO SCIVOLAMENTO.

ENVIRONMENT AMBIENTE

ENVIRONMENTALLY SUSTAINABLE

ECOSOSTENIBILE

FINE PORCELAIN STONWARE HAS A LOW ENVIRONMENTAL IMPACT THROUGHOUT ITS LIFESPAN, FROM PRODUCTION TO DISPOSAL

IL GRES PORCELLANATO HA UN BASSO IMPATTO AMBIENTALE DALLA FASE DI PRODUZIONE A QUELLA DI SMALTIMENTO DEL PRODOTTO



EFFICIENCY AND ENERGY SAVINGS

EFFICIENZA E RISPARMIO ENERGETICO

FINE PORCELAIN STONWARE SAVES ENERGY THANKS TO ITS THERMAL INERTIA, WHICH REDUCES INDOOR TEMPERATURE EXCURSION

IL GRES PORCELLANATO FAVORISCE IL RISPARMIO ENERGETICO GRAZIE ALL'ELEVATA INERZIA TERMICA CHE RIDUCE GLI SBALZI DI TEMPERATURA DEGLI AMBIENTI.



RECYCLING

RICICLO

FINE PORCELAIN STONWARE IS EASILY RECYCLABLE AS IT IS A HOMOGENEOUS PRODUCT MADE OF INERT NATURAL MATERIALS

LE PIASTRELLE IN GRES PORCELLANATO SONO FACILMENTE RICICLABILI IN QUANTO PRODOTTI OMOGENEI, COSTITUITI DA MATERIALI NATURALI INERTI

CARATTERISTICHE TECNICHE / GRES FINE PORCELLANATO COLORATO IN MASSA

TECHNICAL SPECIFICATIONS / COLOURED PORCELAIN STONWARE - TECHNISCHE EIGENSCHAFTEN / DURCHGEFÄRBTES FEINSTEINZEUG CARACTÉRISTIQUES TECHNIQUES / GRÈS FIN CÉRAMÉ COLORÉ EN MASSE - CARACTERÍSTICAS TÉCNICAS / GRES FINO PORCELÁNICO TEÑIDO EN MASA - ТЕХНИЧЕСКИЕ ХАРАКТЕРИСТИКИ / МЕЛКОЗЕРНИСТЫЙ КЕРАМОГАНИТ, ОКРАШЕННЫЙ В МАССЕ
STANDARDS : UNI EN 14411 ANNEX G - B1a / UNI EN ISO 13006 ANNEX G - B1a

CARATTERISTICHE TECNICHE TECHNICAL DATA TECHNISCHE DATEN CARACTÉRISTIQUES TECHNIQUES CARACTERÍSTICAS TÉCNICAS ТЕХНИЧЕСКИЕ ХАРАКТЕРИСТИКИ	TIPO DI PROVA STANDARD OF TEST NORME DU TEST TESTNORMA TIPO DE PRUEBA ТИП ТЕСТА	VALORI PRESCRITTI DALLE NORME INTERNATIONAL STANDARDS INTERNATIONALE NORMWERTE VALEURS PRÉVUES PAR LES NORMES VALORES PREVISTOS POR LAS NORMAS ПРЕДУСМОТРЕННЫЕ СТАНДАРТОМ			VALORE MEDIO AVERAGE VALUE MITTELWERT VALEURS MOYEN VALOR MEDIO СРЕДНЕЕ ЗНАЧЕНИЕ			
		REQUIREMENTS FOR NOMINAL SIZE N			NAT	BRUSHED	GRIP	
		7 cm ≤ N < 15 cm	N ≥ 15 cm					
		mm	%	mm				
LATI - SIDES - SEITEN COTES - CANTOS РАЗМЕРЫ СТОРОН	FOR NON-RECTIFIED TILES	EN ISO 10545-2	± 0.9	± 0.6	± 2.0	CONFORME COMPLYING - ERFÜLLT CONFORME - CONFORME СООТВЕТСТВУЕТ		
	FOR RECTIFIED TILES		± 0.4	± 0.3	± 1.0			
SPESSORE THICKNESS - DICKE ÉPAISSEUR - ESPESOR ТОЛЩИНА	FOR NON-RECTIFIED TILES	EN ISO 10545-2	± 0.5	± 5.0	± 0.5	CONFORME COMPLYING - ERFÜLLT CONFORME - CONFORME СООТВЕТСТВУЕТ		
	FOR RECTIFIED TILES							
RETILINITÀ DEGLI SPIGOLI STRAIGHTNESS OF SIDES - GERADUNGKEIT DER KANTEN RECTITUDE DES ARÊTES - RECTITUD DE LOS CANTOS КОСОУГОЛЬНОСТЬ	FOR NON-RECTIFIED TILES	EN ISO 10545-2	± 0.8	± 0.5	± 1.5	CONFORME COMPLYING - ERFÜLLT CONFORME - CONFORME СООТВЕТСТВУЕТ		
	FOR RECTIFIED TILES		± 0.4	± 0.3	± 0.8			
ORTOGONALITÀ RECTANGULARITY - RECHTWINKLIGKEIT PERPENDICULARITÉ - ORTOGONALIDAD КРИВИЗНА СТОРОН	FOR NON-RECTIFIED TILES	EN ISO 10545-2	± 0.8	± 0.5	± 2.0	CONFORME COMPLYING - ERFÜLLT CONFORME - CONFORME СООТВЕТСТВУЕТ		
	FOR RECTIFIED TILES		± 0.4	± 0.3	± 1.5			
PLANARITÀ SURFACE FLATNESS - EBENFLÄCHIGKEIT PLANEITE DE SURFACE - PLANEIDAD КРИВИЗНА ЛИЦЕВОЙ ПОВЕРХНОСТИ	CENTRE CURVATURE FOR NON-RECTIFIED TILES	EN ISO 10545-2	± 0.8	± 0.5	± 2.0	CONFORME COMPLYING - ERFÜLLT CONFORME - CONFORME СООТВЕТСТВУЕТ		
	FOR RECTIFIED TILES		± 0.6	± 0.4	± 1.8			
	EDGE CURVATURE FOR NON-RECTIFIED TILES		± 0.8	± 0.5	± 2.0			
	FOR RECTIFIED TILES		± 0.6	± 0.4	± 1.8			
WARPAGE FOR RECTIFIED TILES			± 0.8	± 0.5	± 2.0			
			± 0.6	± 0.4	± 1.8			
ASSORBIMENTO D'ACQUA WATER ABSORPTION - WASSERAUFNAHME ABSORPTION D'EAU - ABSORCIÓN DE AGUA ВОДОПОГЛОЩЕНИЕ		EN ISO 10545-3	≤ 0.5%			≤ 0.1%		
RESISTENZA ALLA FLESSIONE FLEXION RESISTANCE - BIEGEFESTIGKEIT RESISTANCE A LA FLEXION - RESISTENCIA A LA FLEXIÓN ПРЕДЕЛ ПРОЧНОСТИ ПРИ ИЗГИБЕ		EN ISO 10545-4	S ≥ 700 N < E 7,5 mm			CONFORME COMPLYING - ERFÜLLT CONFORME - CONFORME СООТВЕТСТВУЕТ		
			S ≥ 1300 N ≥ E 7,5 mm					
			R ≥ 35 N/mm²					
RESISTENZA ALL'URTO IMPACT RESISTANCE - STOSSFESTIGKEIT RESISTANCE AUX CHOCOS - RESISTENCIA A LOS GOLPES УДАРСТОЙКОСТЬ		EN ISO 10545-5	VALORE DICHIARATO DECLARED VALUE - ANGEGEBENER WERT VALEUR DÉCLARÉE - VALOR DECLARADO ЗАЯВЛЕННОЕ ЗНАЧЕНИЕ			> 0.80		
COEFFICIENTE DI DILATAZIONE TERMICA LINEARE COEFFICIENT OF LINEAR THERMAL EXPANSION - LINEARER WÄRMEAUDEHNUNGSKOEFFIZIENT COEFFICIENT DE DILATATION THERMIQUE LINEAIRE - COEFICIENTE DE DILATACIÓN TÉRMICA LINEAL - КОЭФФИЦИЕНТ ЛИНЕЙНОГО ТЕРМИЧЕСКОГО РАСШИРЕНИЯ		EN ISO 10545-8	VALORE DICHIARATO DECLARED VALUE - ANGEGEBENER WERT VALEUR DÉCLARÉE - VALOR DECLARADO ЗАЯВЛЕННОЕ ЗНАЧЕНИЕ			α = 6,7x10 ⁻⁶ /C°		
RESISTENZA AGLI SBALZI TERMICI RESISTANCE TO THERMAL SHOCKS - BESTÄNDIGKEIT GEGEN TEMPERATURSCHWANKUNGEN RESISTANCE AUX CHOCS THERMIQUES - RESISTENCIA A LOS CHOQUES TÉRMICOS СТОЙКОСТЬ К ПЕРЕПАДАМ ТЕМПЕРАТУРЫ		EN ISO 10545-9	TEST SUPERATO SECONDO EN ISO 10545-1 TEST PASSED ACCORDING TO - TEST BESTANDEN NACH TEXTE DÉPASSÉ SELON - PRUEBA SUPERADA SEGÚN ИСПЫТАНИЕ ПРОЙДЕНО В СООТВЕТСТВИИ С			NESSUN DANNO NO DAMAGE - KEIN SCHADEN AUCUN DOMMAGE - NINGUN DANO БЕЗ ПОВРЕЖДЕНИЙ		
DILATAZIONE ALL'UMIDITÀ (IN MM/M) MOISTURE EXPANSION (IN MM/M) - FEUCHTIGKEITSBEDINGTE AUSDEHNUNG (IN MM/M) - DILATATION À L'HUMIDITÉ (EN MM/M) - DILATACIÓN CON LA HUMEDAD (EN MM/M) - ВЛАЖНОСТНОЕ РАСШИРЕНИЕ (В ММ/М)		EN ISO 10545-10	VALORE DICHIARATO DECLARED VALUE - ANGEGEBENER WERT VALEUR DÉCLARÉE - VALOR DECLARADO ЗАЯВЛЕННОЕ ЗНАЧЕНИЕ			MAX 0.1 mm / m		
RESISTENZA AL GELO FROST RESISTANCE - FROSTBESTÄNDIGKEIT - RESISTANCE AU GEL RESISTENCIA AL HIELO - МОРОЗОСТОЙКОСТЬ		EN ISO 10545-12	TEST SUPERATO SECONDO EN ISO 10545-1 TEST PASSED ACCORDING TO - TEST BESTANDEN NACH TEXTE DÉPASSÉ SELON - PRUEBA SUPERADA SEGÚN ИСПЫТАНИЕ ПРОЙДЕНО В СООТВЕТСТВИИ С			NESSUN DANNO NO DAMAGE - KEIN SCHADEN AUCUN DOMMAGE - NINGUN DANO БЕЗ ПОВРЕЖДЕНИЙ		
RESISTENZA AI PRODOTTI CHIMICI USO DOMESTICO E ADDITIVI PER PISCINA RESISTANCE TO HOUSEHOLD AND SWIMMING POOL CHEMICAL PRODUCTS BESTÄNDIGKEIT GEGEN HAUSHALTSCHIMIKALIEN UND ZUSATZSTOFFE FÜR SWIMMINGPOOLS - RESISTANCE AUX PRODUITS CHIMIQUES USAGE DOMESTIQUE ET ADDITIFS POUR PISCINE - RESISTENCIA A LOS PRODUCTOS QUÍMICOS DE USO DOMÉSTICO Y ADITIVOS PARA PISCINA - СТОЙКОСТЬ К ДЕЙСТВИЮ БЫТОВЫХ ХИМИЧЕСКИХ СРЕДСТВ, ДОБАВКАМ В БАССЕЙНЫ		EN ISO 10545-13	B MIN			CONFORME COMPLYING - ERFÜLLT CONFORME - CONFORME СООТВЕТСТВУЕТ		
RESISTENZA A BASSE CONCENTRAZIONI DI ACIDI E ALCALI RESISTANCE TO LOW CONCENTRATIONS OF ACIDS AND ALKALI - BESTÄNDIGKEIT BEI NIEDRIGEN KONZENTRATIONEN VON SÄUREN UND LAUGEN - RESISTANCE À BASSES CONCENTRATIONS D'ACIDES ET ALCALIS - RESISTENCIA A BAJAS CONCENTRACIONES DE ÁCIDOS Y ALCALIS - СТОЙКОСТЬ К ДЕЙСТВИЮ НИЗКИХ КОНЦЕНТРАЦИЙ КИСЛОТ И ЩЕЛОЧЕЙ		EN ISO 10545-13	VALORE DICHIARATO DECLARED VALUE - ANGEGEBENER WERT VALEUR DÉCLARÉE - VALOR DECLARADO ЗАЯВЛЕННОЕ ЗНАЧЕНИЕ			CONFORME COMPLYING - ERFÜLLT CONFORME - CONFORME СООТВЕТСТВУЕТ		
RESISTENZA AD ALTE CONCENTRAZIONI DI ACIDI E ALCALI RESISTANCE TO HIGH CONCENTRATIONS OF ACIDS AND ALKALI - BESTÄNDIGKEIT BEI HOHEN KONZENTRATIONEN VON SÄUREN UND LAUGEN - RESISTANCE À HAUTES CONCENTRATIONS D'ACIDES ET ALCALIS - RESISTENCIA A ALTAS CONCENTRACIONES DE ÁCIDOS Y ALCALIS - СТОЙКОСТЬ К ДЕЙСТВИЮ ВЫСОКИХ КОНЦЕНТРАЦИЙ КИСЛОТ И ЩЕЛОЧЕЙ		EN ISO 10545-13	VALORE DICHIARATO DECLARED VALUE - ANGEGEBENER WERT VALEUR DÉCLARÉE - VALOR DECLARADO ЗАЯВЛЕННОЕ ЗНАЧЕНИЕ			CONFORME COMPLYING - ERFÜLLT CONFORME - CONFORME СООТВЕТСТВУЕТ		
RESISTENZA ALLE MACCHIE RESISTANCE TO STAINS - FLECKENBESTÄNDIGKEIT RESISTANCE AUX TACHES - RESISTENCIA A LAS MANCHAS УСТОЙЧИВОСТЬ К ПЯТНООБРАЗОВАНИЮ		EN ISO 10545-14	VALORE DICHIARATO DECLARED VALUE - ANGEGEBENER WERT VALEUR DÉCLARÉE - VALOR DECLARADO ЗАЯВЛЕННОЕ ЗНАЧЕНИЕ			CONFORME COMPLYING - ERFÜLLT CONFORME - CONFORME СООТВЕТСТВУЕТ		
CESSIONE DI PIOMBO E CADMIO LEAD AND CADMIUM DISCHARGE - ABGABE VON BLEI UND CADMIUM PERTE DE PLOMB ET CADMIUM - CESIÓN DE PLOMO Y CADMIO ВЫДЕЛЕНИЕ СВИНЦА И КАДМИЯ		EN ISO 10545-15	VALORE DICHIARATO DECLARED VALUE - ANGEGEBENER WERT VALEUR DÉCLARÉE - VALOR DECLARADO ЗАЯВЛЕННОЕ ЗНАЧЕНИЕ			< AL LIMITE DI RILEVAMENTO < THAN INSTRUMENT LIMIT < UNMESSBARES WERT < LIMITE DE L'INSTRUMENT < LIMITE DEL INSTRUMENTO < НА ПРЕДЕЛЕ ОПРЕДЕЛИМОСТИ		

PER I CERTIFICATI SPECIFICI E VALORI PUNTUALI, CONTATTARE FINCIBEC SPA - FOR SPECIFIC CERTIFICATES AND DATA, CONTACT FINCIBEC S.P.A. - FÜR SPEZIELLE ZERTIFIKATE UND PUNKTWERTE, FINCIBEC S.P.A. KONTAKTIEREN - POUR LES CERTIFICATS SPÉCIFIQUES ET LES VALEURS PONCTUELLES, CONTACTER FINCIBEC S.P.A. - PARA LOS CERTIFICADOS ESPECÍFICOS Y LOS VALORES CONCRETOS, CONTACTE CON FINCIBEC S.P.A. - ВО ВОПРОСАХ СПЕЦИАЛЬНЫХ СЕРТИФИКАТОВ И ПОКАЗАТЕЛЕЙ СВЯЖИТЕСЬ С FINCIBEC SPA.

ESCLUSO PEZZI SPECIALI ED ELEMENTI DECORATIVI
WITH THE EXCEPTION OF SPECIAL PIECES AND DECORS - A L'EXCEPTION DE PIÈCES SPÉCIALES ET ÉLÉMENTS DÉCORATIFS - AUSSCHLIEBICH FORMSTÜCKE UND DEKORTEILE - EXCLUIDO PIEZAS ESPECIALES Y ELEMENTOS DECORATIVOS



CENTURY

Via Radici in Monte, 19
42014 Roteglia (RE) Italy

Tel. +39 0536 855511
Fax Italia +39 0536 851239
Fax Export +39 0536 855541

www.century-ceramica.it
info@century-ceramica.it

FINCIBEC S.p.A.

Sede legale: Via Valle d'Aosta, 47
41049 Sassuolo (Mo) Italy
Gruppo Fire S.R.L.

FINCIBEC USA INC.

420 Columbus Avenue
Valhalla N.Y. 10595 USA
info@fincibecusa.com



Fincibec S.p.A è socio di: