

VICTORIAN DESIGNS & BORDERS



The Penny Hill Lounge, Dublin - Ireland



Indústria de Cerâmica, S.A.

ISO 9001 & ISO 14001 Certified

www.topcer.com

A Unique Line of Unglazed Porcelain Tiles



Oliver Gold Smith (The Trinity Arch Hotel) - Ireland



Rydultowy Church - Poland



St. Patrick's Church, Lisburn - N. Ireland



















Private Residence, Moscow - Russia



St. Barnabas Cathedral, Nottingham - UK


Designing Components

 SQUARE 146x146	 SQUARE 96x96	 4TR TRIANGLE (HALF) 93x93	 2TR TRIANGLE (QUARTER) 64x64	 1TR TRIANGLE (EIGHTH) 45x45	 HEX HEXAGON 100x115x57.5	 OCT OCTAGON 96x96		
 RECTANGLE 71x146 & 96x296	 6STP STRIP 29x146	 5STP STRIP 21x137	 3D DOT 29x29	 TR1/2D TRIANGLE 25x25	 TR1/4D TRIANGLE 20x20	 6D SQUARE 64x64	 1/2HEX 50x115x57 TR57EQ LOZ 50x100x57	 LZ LOZENGE 96x44x52

Notes: Unless otherwise specified on respective design, the standard joints between the pieces in sheet mounted modules are 4 mm. All designing components are supplied in 8mm thickness.

Colours on each pattern can be customized, providing the colour in the same components is used in other designs or in stock (in general Octagons, Hexagons, 6D Square, Triangles, Strips and Lozenges are not available in Granite / Speckled colours).


BELFAST



BORDER 422x147 mm
CORNER 166x166x147 mm

13 16 18


GUILFORD



BORDER 422x147 mm
CORNER 166x166x147 mm

14 20 21


MAYFAIR



BORDER 422x47 mm

14 21


TALLINN



BORDER 422x147 mm
CORNER 166x166x147 mm

03 04 14


SINTRA



BORDER 429x286 mm
CORNER 359x359x286 mm

13 16 18


ELGIN 1



420x100 mm

04 20


ELGIN 2



420x100 mm

20 21


MONTROSE



403x47 mm

14 21


INVER JEDDAH*



BORDER 413x53 mm
CORNER 107x107x53 mm

11 14 16 20 21


INVER LONDON*



BORDER 413x53 mm
CORNER 107x107x53 mm

11 14 16 18


ESTORIL YELLOW*



BORDER 413x53 mm
CORNER 107x107x53 mm

14 16 20 21

ESTORIL GREEN*




BORDER 413x53 mm
CORNER 107x107x53 mm

14 16 18

* Strips are supplied loose


STRAND



BORDER 422x140 mm
CORNER 211x211x140 mm

14 16


STRAND with 1 strip



BORDER 422x190 mm
CORNER 236x236x190 mm

14 20


AVEIRO



BORDER 422x190 mm
CORNER 236x236x190 mm

11 16 21


PORTREE BLACK



BORDER 422x190 mm
CORNER 236x236x190 mm

14 16


PORTREE BLUE



BORDER 422x190 mm
CORNER 236x236x190 mm

11 13 21

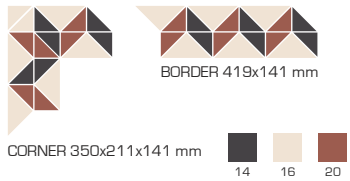
STRAND with 2 strips



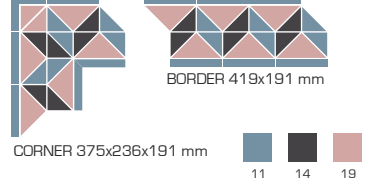
BORDER 422x239 mm
CORNER 260x260x239 mm

11 14 19

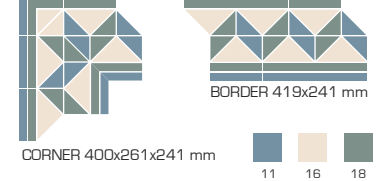
KENSINGTON



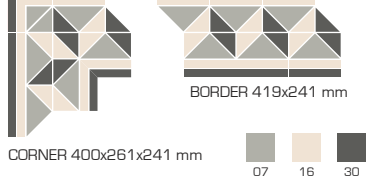
KENSINGTON with 1 strip



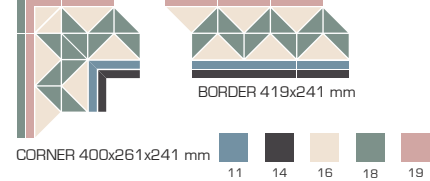
RICHMOND GREEN



BRUSSELS



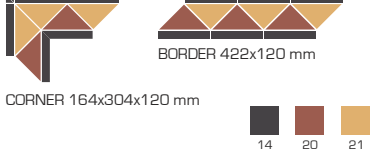
KALININGRAD



HENLEY



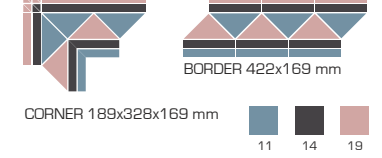
RICHMOND BLACK



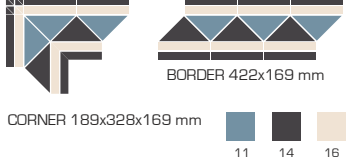
NOTTINGHAM



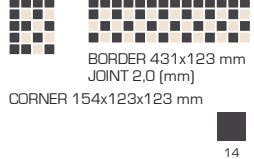
HENLEY with 2 strips



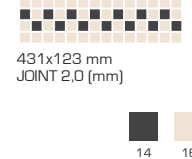
HONG KONG



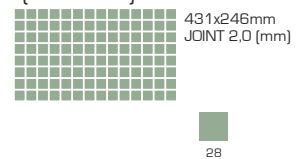
KHARKOV



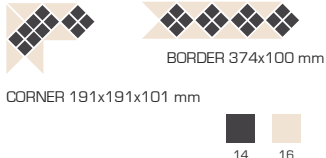
LAXFORD



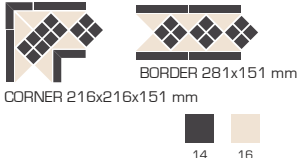
DOUBLE LAXFORD (GRANADA)



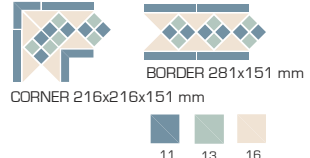
LISBON



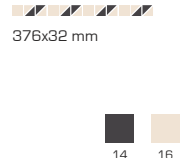
LISBON 1 (octagon)



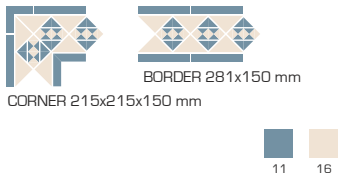
LISBON 2 (octagon)



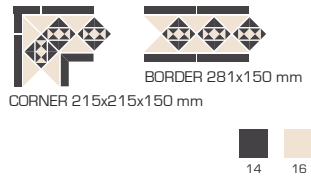
STIRLING



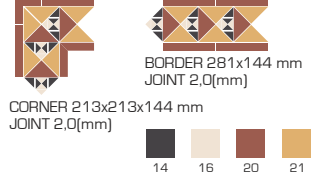
MUNICH 1



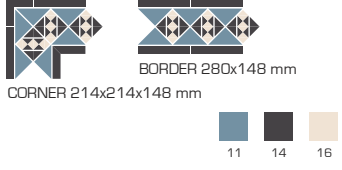
MUNICH 2



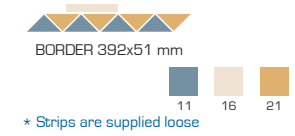
BERLIN



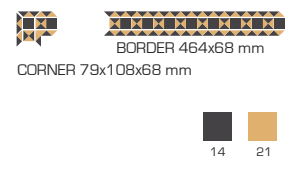
BONN




CUBIC YELLOW*



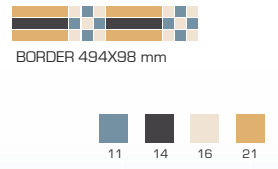
ST. SEPULCHRE



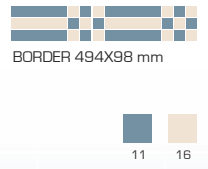
ABERDEEN*



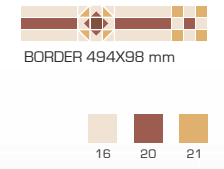
MARVILA YELLOW



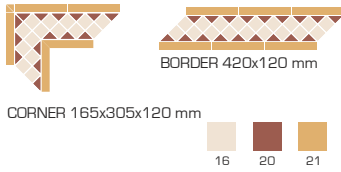
MARVILA BLUE



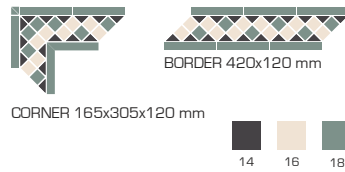
DUBLIN



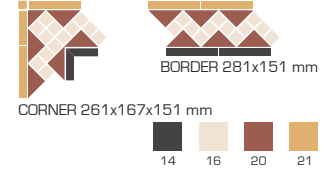
BOLONHA



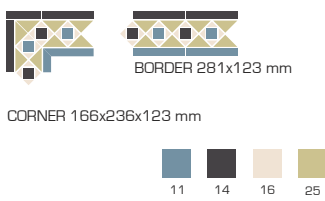
GENEVA



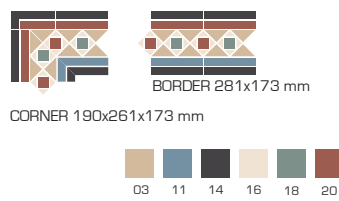
TOMAR



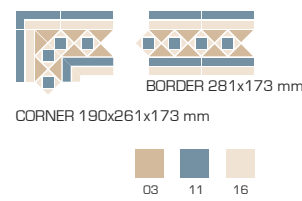
BALDONNEL with 1 strip



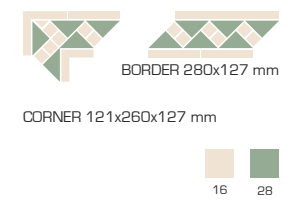
BALDONNEL with 2 strips



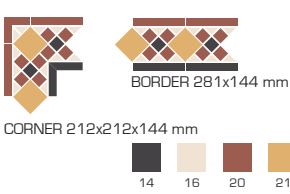
ROMA



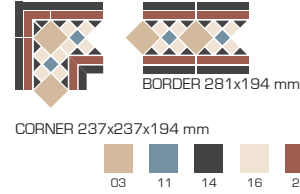
VENEZIA



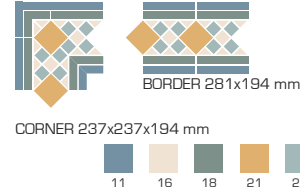
SOFIA



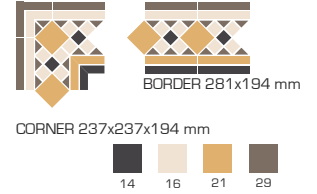
OXFORD



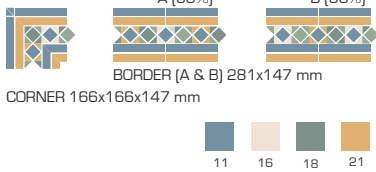
AMIENS



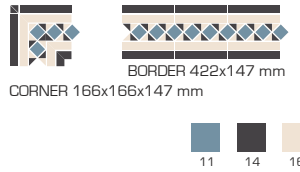
BRIGHTON



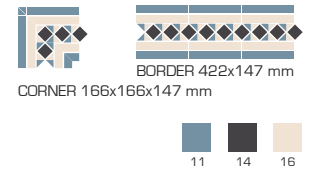
ABU DHABI



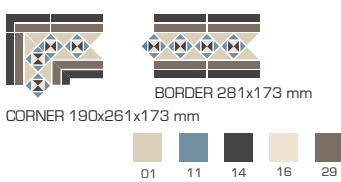
NOVGOROD



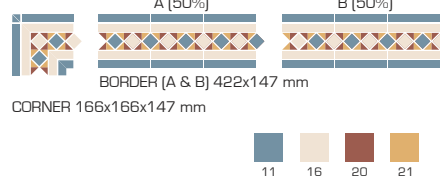
SAMARA



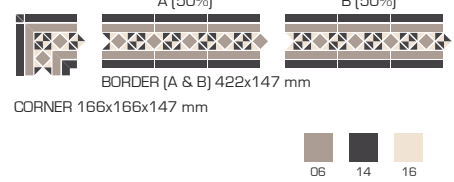
PARIS



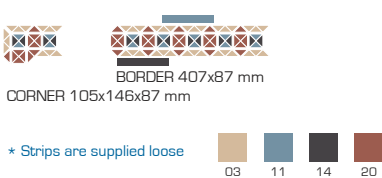
MOSCOW



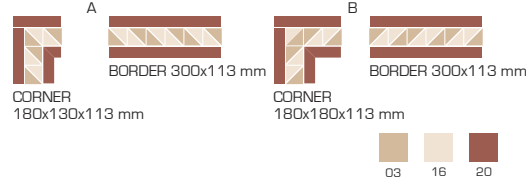
ROSTOV



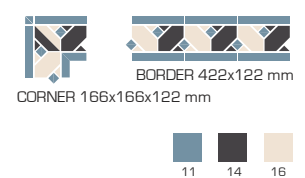
WESTMINSTER*



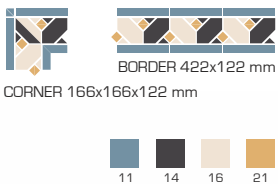
MALAGA



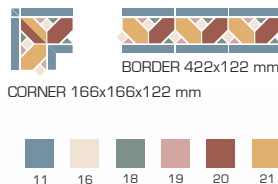
YORK BLUE



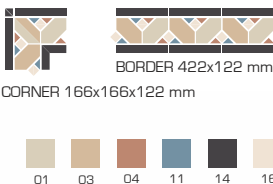
YORK YELLOW



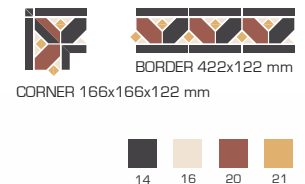
DUBAI



MUSCAT



MANAMA



* Strips are supplied loose

ZURICH

A (50%) B (50%)
 BORDER [A & B] 422x239 mm
 CORNER 260x260x239 mm

14 16 20 21

BASEL

BORDER 422x239 mm
 CORNER 260x260x239 mm

01 06 29

BERN

BORDER 422x239 mm
 CORNER 260x260x239 mm

14 15 16

GLASGOW

BORDER 421x169 mm
 CORNER 190x331x169 mm

03 06 14 20

EDINBURG

BORDER 421x169 mm
 CORNER 190x331x169 mm

03 14 16

RIGA

BORDER 421x169 mm
 CORNER 190x331x169 mm

14 16 29

VILNIUS

BORDER 421x169 mm
 CORNER 190x331x169 mm

14 16 29

BUDAPEST

BORDER 280x126 mm
 CORNER 191x191x126 mm

14 16 21

CUBIC

BORDER 280x151 mm
 CORNER 216x216x151 mm

14 16

ODESSA 1

BORDER 280x151 mm
 CORNER 216x216x151 mm

01 14 29

ODESSA 2

BORDER 280x151 mm
 CORNER 216x216x151 mm

03 16 20

MELBOURNE with 1 strip

BORDER 280x151 mm
 CORNER 216x216x151 mm

14 16

MELBOURNE with 2 strips

A (50%) B (50%)
 BORDER [A & B] 280x201 mm
 CORNER 240x240x201 mm

14 16 20

ASTANA

A (50%) B (50%)
 BORDER [A & B] 280x201 mm
 CORNER 240x240x201 mm

11 16 21 29

AMSTERDAM

A (50%) B (50%)
 BORDER [A & B] 280x201 mm
 CORNER 240x240x201 mm

07 11 14 16

LILLE

A (50%) B (50%)
 BORDER [A & B] 280x201 mm
 CORNER 240x240x201 mm

11 16 18 21 27

NEWCASTLE

BORDER 280x201 mm
 CORNER 240x240x201 mm

14 16 20

DUNDEE

BORDER 280x201 mm
 CORNER 240x240x201 mm

07 11 14 16

ORLEANS

BORDER 280x201 mm
 CORNER 240x240x201 mm

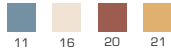
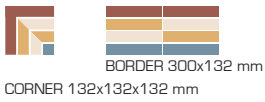
11 16 18 21 27

KIEV

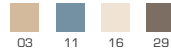
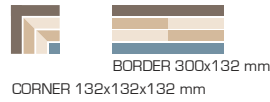
A (50%) B (50%)
 BORDER [A & B] 280x201 mm
 CORNER 240x240x201 mm

11 16 21 29

BAKU




BUCHAREST



CANNES



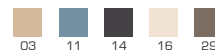
DOHA



MANCHESTER



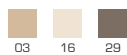
MINSK



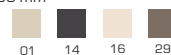
BRISTOL



PRAGUE



POZNAN



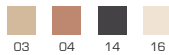
FLORENCE



SIENA



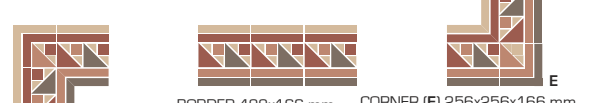
CORNER (I) 256x256x166 mm



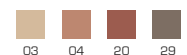
CORNER (E) 256x256x166 mm



ISTANBUL



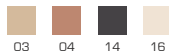
CORNER (I) 256x256x166 mm



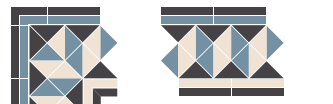
WINDSOR



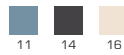
CORNER 331x237x241 mm



CHESTER



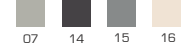
CORNER 331x237x241 mm




BIRMINGHAM



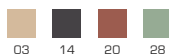
CORNER 265x265x240 mm



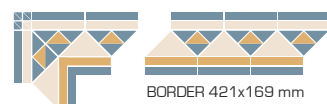
NIMES



CORNER 265x265x230 mm



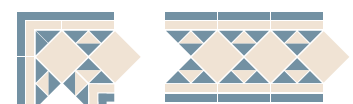
AUCKLAND



CORNER 190x331x169 mm



SYDNEY



CORNER 261x261x240 mm



ATHENS



CORNER 185x216x185 mm



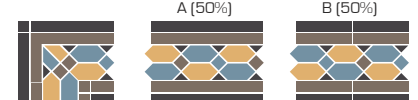
GREENWICH



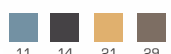
CORNER 259x259x237 mm



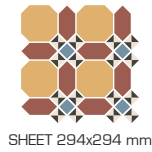

MELROSE



CORNER 315x255x225 mm



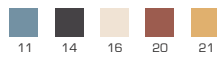
INVER JEDDAH



SHEET 294x294 mm

OCT 96x96
LOZENGE 96x44x52
DOT 29x29 (3D)
TR1/4 DOT 20x20

JOINT 4,0 (mm)

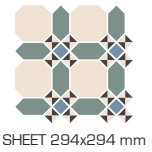



BORDER 413x53 mm

CORNER 107x107x53 mm

* Strips are supplied loose

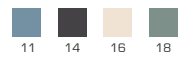
INVER LONDON



SHEET 294x294 mm

OCT 96x96
LOZENGE 96x44x52
DOT 29x29 (3D)
TR1/4 DOT 20x20

JOINT 4,0 (mm)

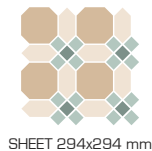



BORDER 413x53 mm

CORNER 107x107x53 mm

* Strips are supplied loose

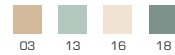
BELFAST



SHEET 294x294 mm

OCT 96x96
LOZENGE 96x44x52
DOT 29x29 (3D)



JOINT 4,0 (mm)



BORDER 422x147 mm

CORNER 166x166x147 mm

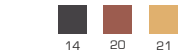
GUILFORD



SHEET 294x294 mm

OCT 96x96
LOZENGE 96x44x52
DOT 29x29 (3D)


JOINT 4,0 (mm)



BORDER 422x147 mm

CORNER 166x166x147 mm

ESTORIL YELLOW

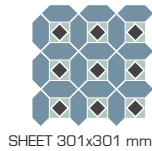


SHEET 301x301 mm

LOZENGE 96x44x52
DOT 29x29 (3D)
TR1/2 DOT 25x25

JOINT 4,0 (mm)

ESTORIL BLUE



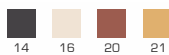
SHEET 301x301 mm





BORDER 413x53 mm

CORNER 107x107x53 mm

* Strips are supplied loose



ESTORIL GREEN



SHEET 301x301 mm

LOZENGE 96x44x52
DOT 29x29 (3D)
TR1/2 DOT 25x25

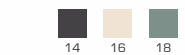
JOINT 4,0 (mm)



BORDER 413x53 mm

CORNER 107x107x53 mm

* Strips are supplied loose





Private Residence, Moscow - Russia



Alex-Group Restaurant, ECE Frankfurt - Germany



Cults Hotel, Aberdeen - UK



Pub Liberty, Kaliningrad - Russia




Algarve Shopping, Albufeira - Portugal



Private Residence - Finland

MUNICH 1



SHEET 300x300 mm

96x96
 2TR 64x64
 TR1/2 DOT 25x25
 TR1/4 DOT 20x20

JOINT 4,0 (mm)





CORNER 215x215x150 mm

BORDER 281x150 mm



MUNICH 2



SHEET 300x300 mm

96x96
 2TR 64x64
 TR1/2 DOT 25x25
 TR1/4 DOT 20x20

JOINT 4,0 (mm)




CORNER 215x215x150 mm

BORDER 281x150 mm



RICHMOND GREEN



GREEN



SHEET 300x300 mm

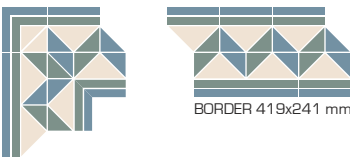
96x96
 2TR 64x64

JOINT 4,0 (mm)

PINK

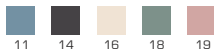


SHEET 300x300 mm




CORNER 400x261x241 mm

BORDER 419x241 mm



RICHMOND BLACK



BLACK



SHEET 300x300 mm

96x96
 2TR 64x64

JOINT 4,0 (mm)

BLUE

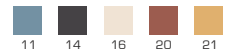


SHEET 300x300 mm




CORNER 164x304x120 mm

BORDER 422x120 mm



AVEIRO



A-1



A-2



A-3

SHEET 300x300 mm

96x96
 2TR 64x64

JOINT 4,0 (mm)




CORNER 236x236x190 mm

BORDER 422x190 mm



CASCAIS



C-1



C-2

SHEET 300x300 mm

96x96
 4TR 93x93
 2TR 64x64

JOINT 4,0 (mm)





Private Residence, Dublin - Ireland



Hotel Miramar, Madeira - Portugal





Hotel Narenda Bhawam, Bikaner, Rajasthan - India

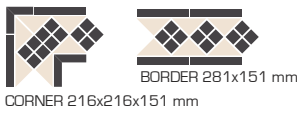


Taberna Real, Madrid - Spain

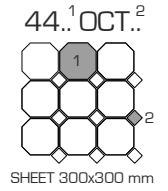

OCTAGON (4416 OCT 14)



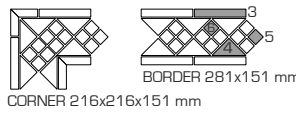
OCT 96x96
 DOT 29x29 (3D)
 JOINT 4,0 (mm)



OCTAGON CUSTOMIZED COMPOSITIONS




OCT 96x96
 DOT 29x29 (3D)
 JOINT 4,0 (mm)



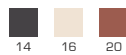
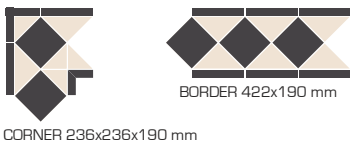
- 1 - check the colours available in octagon 96x96.
- 2 - choose the dot colour.
- 3, 4, 5, 6, 7 - also inform required colours for the other components.

VICTORIAN DESIGNS

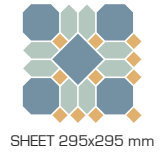

PORTREE BLACK



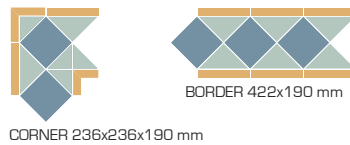
96x96
 OCT 96x96
 LOZENGE 96x44x52
 DOT 29x29 (3D)
 JOINT 4,0 (mm)





PORTREE BLUE



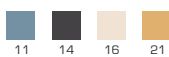
96x96
 OCT 96x96
 LOZENGE 96x44x52
 DOT 29x29 (3D)
 JOINT 4,0 (mm)





YORK YELLOW



OCT 96x96
 DOT 29x29 (3D)
 TR1/2 DOT 25x25
 JOINT 4,0 (mm)



YORK BLUE



OCT 96x96
 DOT 29x29 (3D)
 TR1/2 DOT 25x25
 JOINT 4,0 (mm)





Private Residence, Moscow - Russia



Kirsons Māja, Lido - Latvia



Singer House, St. Petersburg - Russia



Sinod and Senate Palace, St. Petersburg - Russia



Harat's Irish Pub, Blagoveshchenk - Russia



Private Residence, Moscow - Russia

LAS VEGAS

LA-3
 LA-1
 LA-2

SHEET 300x300 mm

96x96
 4TR 93x93
 2TR 64x64

JOINT 4,0 (mm)

03 04 16 18

NOTTINGHAM

N-1
 N-2
 N-3

SHEET 300x300 mm

96x96
 4TR 93x93

JOINT 4,0 (mm)

BORDER 422x120 mm

CORNER 164x304x120 mm

04 14 16 20 21

LISBON

L-3
 L-2
 L-1

SHEET 300x300 mm

96x96
 4TR 93x93
 2TR 64x64

JOINT 4,0 (mm)

11 14 16 20 21

COIMBRA

SHEET 300x300 mm

96x96
 4TR 93x93

JOINT 4,0 (mm)

03 04 14 16 20 21

MAGIC SHEET

SHEET 300x300 mm

96x96
 4TR 93x93

JOINT 4,0 (mm)

01 06 29 30

SINTRA

S-1

SHEET 300x300 mm

96x96
 4TR 93x93

JOINT 4,0 (mm)

Sc Sb

BORDER 429x286 mm

CORNER 359x359x286 mm

13 16 18



La Madrileña, Madrid - Spain




Pub Britannica, Kaliningrad - Russia



Algarve Shopping, Albufeira - Portugal

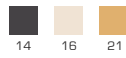
ST. SEPULCHRE



SHEET 331x331 mm

4TR 93x93
 5STP 21x137
 TR1/4 DOT 20x20


JOINT 4,0 (mm)



CORNER 79x108x68 mm

BORDER 464x68 mm

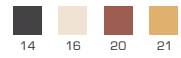
TOMAR



SHEET 249x249 mm
 (AREA 0,0620m²)

OCT 96x96
 LOZENGE 96x44x52
 DOT 29x29 (3D)
 TR1/2 DOT 25x25

JOINT 4,0 (mm)





CORNER 261x167x151 mm



BORDER 281x151 mm

CUBIC



SHEET 421x142 mm

96x96
 2TR 64x64


JOINT 4,0 (mm)



CORNER 216x216x151 mm

BORDER 280x151 mm

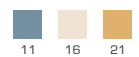
CUBIC YELLOW



SHEET 421x142 mm

96x96
 2TR 64x64


JOINT 4,0 (mm)



BORDER 392x51 mm

* Strips are supplied loose

DUBLIN



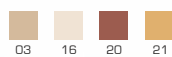
SHEET 247x494 mm

D-1 (50%)


D-2 (50%)

146x146
 6STP 29x146
 DOT 29x29 (3D)
 TR1/2 DOT 25x25
 TR1/4 DOT 20x20

JOINT 4,0 (mm)



MARVILA



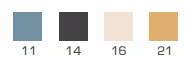
SHEET 247x494 mm

BLUE

YELLOW

146x146
 6STP 29x146
 DOT 29x29 (3D)

JOINT 4,0 (mm)





Restaurant, Warsaw - Poland



Private Residence - Russia

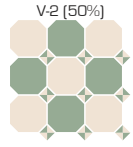




Sinod and Senate Palace, St. Petersburg - Russia



Private Swimming Pool, Aveiro - Portugal

VENEZIA



SHEET 300x300 mm

OCT 96x96
 TR1/4 DOT 20x20

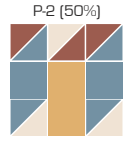
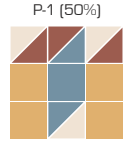

JOINT 4,0 (mm)



BORDER 280x127 mm

CORNER 121x260x127 mm

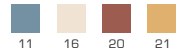
PRISMS



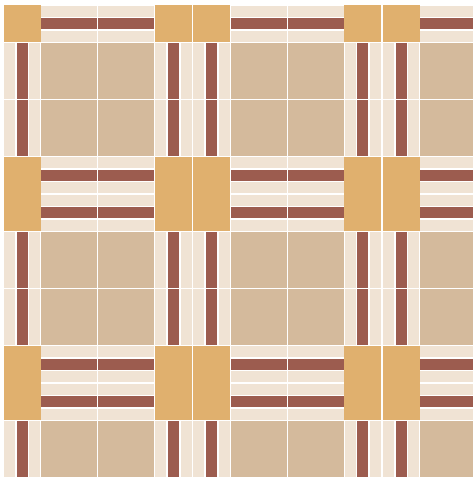
SHEET 300x300 mm

96x96
 4TR 93x93

JOINT 4,0 (mm)



1



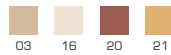
MUMBAI




SHEET 250x250 mm

146x146
 96x96
 6STP 29x146


JOINT 4,0 (mm)



2



BALDONNEL



B-1 (50%)

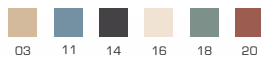


B-2 (50%)

SHEET 300x300 mm

96x96
 64x64 (6D)
 2TR 64x64
 1TR 45x45


JOINT 4,0 (mm)



BORDER 281x173 mm

CORNER 190x261x173 mm

NEW YORK



SHEET 300x300 mm

96x96
 4TR 93x93

JOINT 4,0 (mm)





Pousada dos Loios, Évora - Portugal



TopCer's Factory, Oia - Portugal



Private Residence, Dublin - Ireland

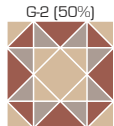
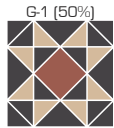



Private Residence, Auckland - New Zealand



Temple & Sons, London - UK

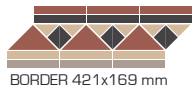
GLASGOW



SHEET 283x283 mm

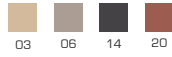
96x96
 4TR 93x93
 2TR 64x64

JOINT 4,0 (mm)




BORDER 421x169 mm

CORNER 190x331x169 mm



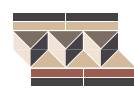
MANCHESTER



SHEET 293x293 mm

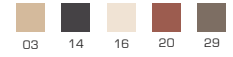
96x96
 2TR 64x64
 1TR 45x45

JOINT 2,0 (mm)




BORDER 279x194 mm

CORNER 283x190x194 mm



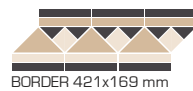
EDINBURG



SHEET 300x300 mm

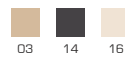
96x96
 64x64 (6D)
 4TR 93x93
 2TR 64x64
 1TR 45x45

JOINT 4,0 (mm)




BORDER 421x169 mm

CORNER 190x331x169 mm



BRIGHTON



SHEET 300x300 mm

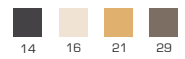
96x96
 64x64 (6D)
 4TR 93x93
 1TR 45x45

JOINT 4,0 (mm)




BORDER 281x194 mm

CORNER 237x237x194 mm



PARIS



SHEET 247x247 mm

OCT 96x96
 LOZENGE 96x44x52
 DOT 29x29 (3D)
 TR1/4 DOT 20x20

JOINT 4,0 (mm)




BORDER 281x173 mm

CORNER 190x261x173 mm




OXFORD



SHEET 300x300 mm
 96x96, 4TR 93x93
 2TR 64x64



SHEET 200x200 mm
 64x64 (6D), 4TR 93x93
 2TR 64x64, 1TR 45x45



SHEET 200x300 mm
 96x96

JOINT 4,0 (mm)



BORDER 281x194 mm

CORNER 237x237x194 mm





Hotel Narendra Bhawam, Bikaner, Rajasthan - India



Hotel Narendra Bhawam, Bikaner, Rajasthan - India



Alex Restaurant at Bank, Gutersloh - Germany



Amundsen Bryggeri & Spiseri, Oslo - Norway




Alex Restaurant, Frankfurt - Germany



Auberge de la Jeunesse, Paris - France

MADRID



M-1 (50%)



M-2 (50%)




SHEET 240x480 mm

146x146
 6STP 29x146
 TR1/2 DOT 25x25
 TR1/4 DOT 20x20



JOINT 2,0 (mm)

PAMPLONA



SHEET 181x363 mm

146x146
 DOT 29x29 (3D)
 6STP 29x146

JOINT 4,0 (mm)



ST. PETERSBURG

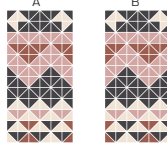


TOPS



SHEET 350x58 mm

CENTER



EACH SHEET 175x350 mm

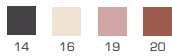
BORDER




SHEET 204x234 mm

TR1/2 DOT 25x25

JOINT 2,0 (mm)



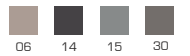
TORONTO




SHEET 241x481 mm

96x96
 5STP 21x137
 4TR 93x93

JOINT 4,0 (mm)



BILBAO



B-1 (50%)



B-2 (50%)



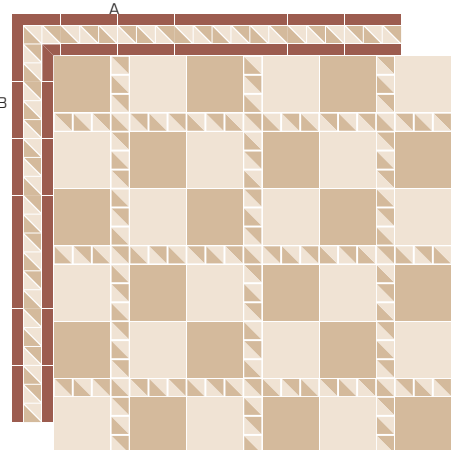
SHEET 200x400 mm

146x146
 1TR 45x45

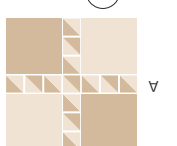
JOINT 5,0 (mm)



MALAGA



180°



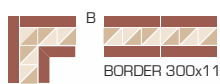
SHEET 351x351 mm

146x146
 1TR 45x45

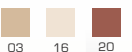
JOINT 5,0 (mm)



CORNER
 180x130x113 mm



CORNER
 180x180x113 mm





Brasserie Coup D'état, Paris - France



Private Residence - Finland




Restaurant Midi à sa porte, Reims - France

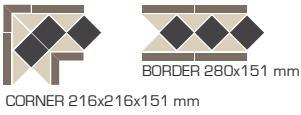


Castanheira de Pêra - Portugal

ODESSA 1




O1-1 (50%)
 O1-2 (50%)
 SHEET 350x199 mm
 (AREA 0,0614m²)
 OCT 96x96
 DOT 29x29 (3D)
 1TR 45x45
 TR1/2 DOT 25x25
 5STP 21x137
 JOINT 4,0 (mm)

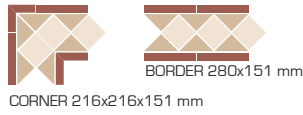


01 03 14 16 29

ODESSA 2




O2-1 (50%)
 O2-2 (50%)
 SHEET 350x199 mm
 (AREA 0,0614m²)
 OCT 96x96
 DOT 29x29 (3D)
 1TR 45x45
 TR1/2 DOT 25x25
 5STP 21x137
 JOINT 4,0 (mm)

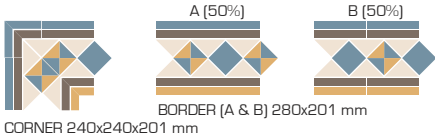


03 16 20

KIEV

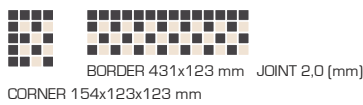

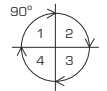



SHEET 295x295 mm
 64x64 (6D)
 DOT 29x29 (3D)
 TR1/2 DOT 25x25
 TR1/4 DOT 20x20
 LOZENG 96x44x52
 JOINT 4,0 (mm)



11 16 21 29



KHARKOV



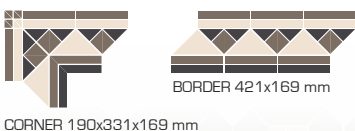
4TR 93x93
 JOINT 4,0 (mm)

14 16

RIGA





4TR 93x93
 2TR 64x64
 1TR 45x45
 JOINT 4,0 (mm)

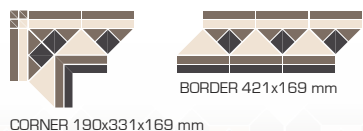


14 16 29

VILNIUS



4TR 93x93
 2TR 64x64
 1TR 45x45
 JOINT 4,0 (mm)



14 16 29



Brasserie La Bombe, Paris - France




Restaurant Manger, Paris - France



Brasserie La Terrasse des Archives, Paris - France

MINSK



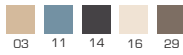
SHEET 300x300 mm

4TR 93x93
 2TR 64x64

JOINT 4,0 (mm)




96x296 *
 96x96 *
 *Supplied loose



CORNER 283x190x194 mm

BORDER 279x194 mm

PRAGUE



SHEET 300x300 mm

4TR 93x93
 2TR 64x64
 1TR 45x45

JOINT 4,0 (mm)




CORNER 283x190x194 mm

BORDER 279x194 mm




TALLINN



SHEET 332x166 mm
 (AREA 0,0551m²)

96x96
 TR1 / 2D DOT 25x25
 6STP (S)

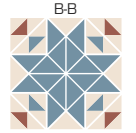


JOINT 4,0 (mm)



CORNER 166x166x147 mm

BORDER 422x147 mm

BAKU



SHEET 298x298 mm

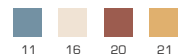
2TR 64x64
 1TR 45x45

JOINT 4,0 (mm)




CORNER 132x132x132 mm

BORDER 300x132 mm



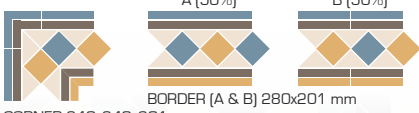
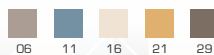
ASTANA



SHEET 298x298 mm

2TR 64x64
 1TR 45x45

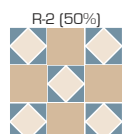
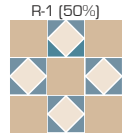

JOINT 4,0 (mm)



CORNER 240x240x201 mm

BORDER (A & B) 280x201 mm

ROMA



SHEET 300x300 mm

96x96
 64x64 (6D)
 1TR 45x45

JOINT 4,0 (mm)



CORNER 190x261x173 mm

BORDER 281x173 mm





Private Residence - Russia

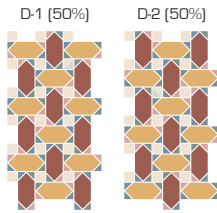



Private Residence, Moscow - Russia



Private Residence, Moscow - Russia

DUBAI



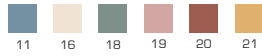
SHEET 447x224 mm

LOZENGE 96x44x52
 TR1/2 DOT 25x25
 TR1/4 DOT 20x20

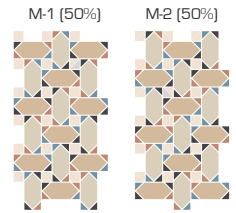
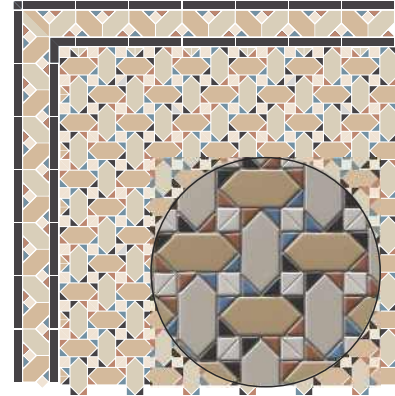
JOINT 2,0 (mm)



CORNER 166x166x122 mm



MUSCAT



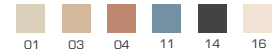
SHEET 447x224 mm

LOZENGE 96x44x52
 TR1/2 DOT 25x25
 TR1/4 DOT 20x20


JOINT 2,0 (mm)



CORNER 166x166x122 mm



MANAMA

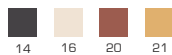


SHEET 296x296 mm


LOZENGE 96x44x52
 64x64 (6D)
 1TR 45x45



CORNER 166x166x122 mm



DOHA



SHEET 293x293 mm



LOZENGE 96x44x52
 1TR 45x45



CORNER 259x166x147 mm

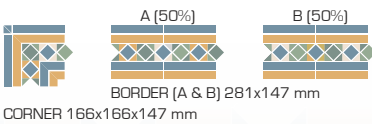


ABU DHABI



SHEET 296x296 mm

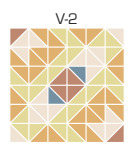
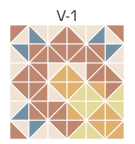

LOZENGE 96x44x52
 1TR 45x45
 DOT 29x29 (3D)
 TR1/2 DOT 25x25



CORNER 166x166x147 mm



VIENNA



SHEET 303x303 mm

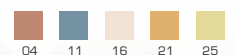
1TR 45x45

JOINT 3,0 (mm)



SHEET 303x303 mm

SHEET 303x303 mm



AMSTERDAM



A-1 (50%)



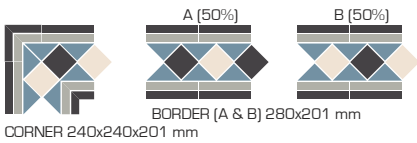
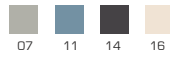
A-2 (50%)



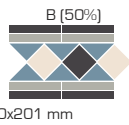
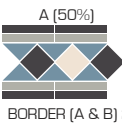
SHEET 300x300 mm

96x96
 4TR 93x93

JOINT 4,0 (mm)




CORNER 240x240x201 mm



BORDER (A & B) 280x201 mm

BRATISLAVA



B-1 (50%)



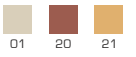
B-2 (50%)



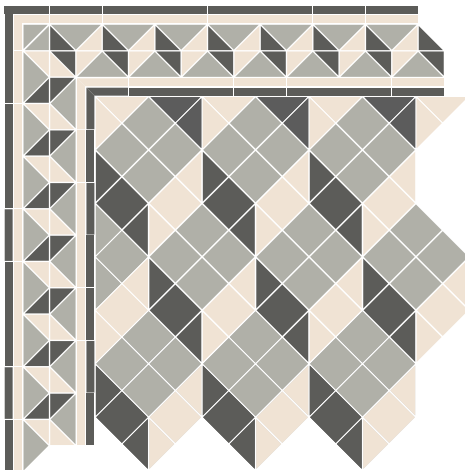
SHEET 188x375 mm

4TR 93x93
 5STP 21x137

JOINT 3,0 (mm)



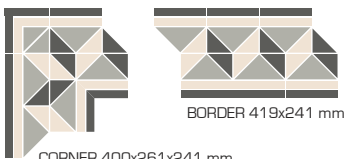
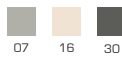
BRUSSELS



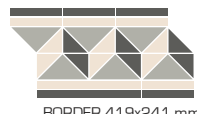
SHEET 300x300 mm
 (AREA 0,08m²)

96x96
 4TR 93x93

JOINT 4,0 (mm)


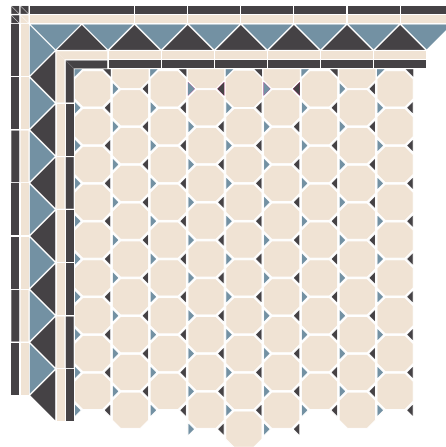


CORNER 400x261x241 mm



BORDER 419x241 mm

HONG KONG



SHEET 300x300 mm

OCT 96x96
 TR1/2 DOT 25x25



JOINT 4,0 (mm)



CORNER 189x328x169 mm

BORDER 422x169 mm

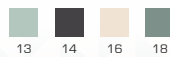
GENEVA



SHEET 303x303 mm

1TR 45x45

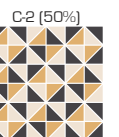
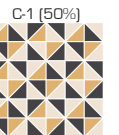

JOINT 3,0 (mm)



CORNER 165x305x120 mm

BORDER 420x120 mm

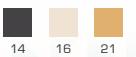
CANNES



SHEET 303x303 mm

1TR 45x45


JOINT 3,0 (mm)



CORNER 300x300x141 mm

BORDER 300x141 mm

BUCHAREST



B-1 (50%)



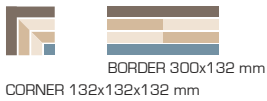
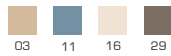
B-2 (50%)



SHEET 276x276mm

2TR 64x64


JOINT 3.0 (mm)



CORNER 132x132x132 mm

BORDER 300x132 mm

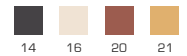
SOFIA



SHEET 276x276mm

2TR 64x64


JOINT 3.0 (mm)



CORNER 212x212x144 mm

BORDER 281x144 mm

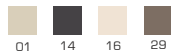
POZNAN



SHEET 276x276mm

2TR 64x64

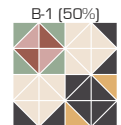

JOINT 3.0 (mm)



CORNER 257x257x235 mm

BORDER 419x235 mm

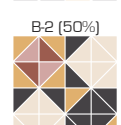
BUDAPEST



SHEET 276x276mm

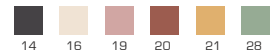
2TR 64x64

JOINT 3.0 (mm)

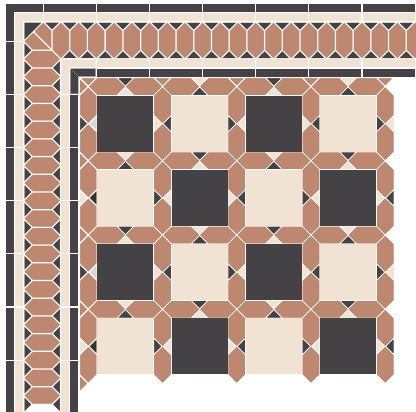


CORNER 191x191x126 mm

BORDER 280x126 mm



FLORENCE



F-1 (50%)

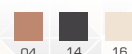


F-2 (50%)

SHEET 393x196mm

146x146
LOZENGE 96x44x52
TR1/2 DOT 25x25

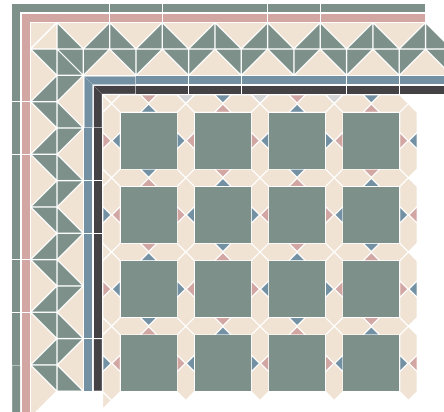
JOINT 3.5 (mm)



CORNER 240x240x195 mm

BORDER 422x195 mm

KALININGRAD



K-1 (50%)



K-2 (50%)

SHEET 393x196mm

146x146
LOZENGE 96x44x52
TR1/2 DOT 25x25

JOINT 3.5 (mm)





CORNER 400x261x241 mm

BORDER 419x241 mm



SIENA



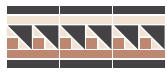
SHEET 280x280 mm

1TR 45x45
5STP (S)

JOINT 2,0 (mm)



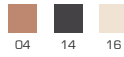
CORNER (I) 256x256x166 mm



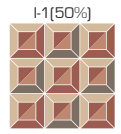

BORDER 422x166 mm



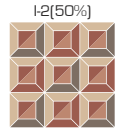
CORNER (E) 256x256x166 mm



ISTANBUL



I-1(50%)



I-2(50%)

SHEET 280x280 mm

1TR 45x45
5STP (S)

JOINT 2,0 (mm)



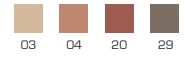
CORNER (I) 256x256x166 mm





BORDER 422x166 mm



CORNER (E) 256x256x166 mm



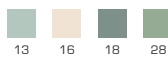
INVERNESS





SHEET 336x336 mm

2TR 64x64
5STP (S)

JOINT 2,0 (mm)



CORNWALL




SHEET 336x336 mm

2TR 64x64
5STP (S)

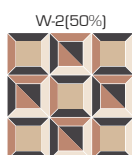
JOINT 2,0 (mm)



WINDSOR



W-1(50%)



W-2(50%)

SHEET 336x336 mm

64x64 (6D)
2TR 64x64
5STP (S)

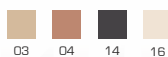
JOINT 2,0 (mm)



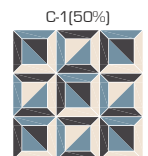

CORNER 331x237x241 mm



BORDER 281x241 mm



CHESTER



C-1(50%)



C-2(50%)

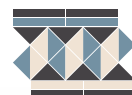
SHEET 336x336 mm

2TR 64x64
5STP (S)

JOINT 2,0 (mm)




CORNER 331x237x241 mm



BORDER 281x241 mm



NEWCASTLE



SHEET 300x300 mm

96x96
4TR 93x93

JOINT 4,0 (mm)

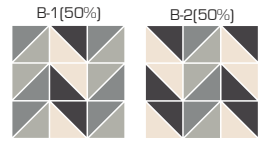



CORNER 240x240x201 mm



BORDER 280x201 mm

BIRMINGHAM



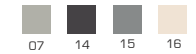
180°



SHEET 300x300 mm

4TR 93x93

JOINT 4,0 (mm)




CORNER 265x265x240 mm



BORDER 300x240 mm


BRISTOL



SHEET 300x300 mm

96x96
4TR 93x93

JOINT 4,0 (mm)




CORNER 283x190x194 mm



BORDER 279x194 mm

LEEDS




SHEET 300x300 mm

4TR 93x93

JOINT 4,0 (mm)



NEWPORT



180°




SHEET 400x200 mm

96x96
4TR 93x93

JOINT 4,0 (mm)



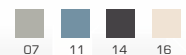
DUNDEE



SHEET 300x300 mm

96x96
2TR 64x64

JOINT 4,0 (mm)




CORNER 240x240x201 mm



BORDER 280x201 mm

NIMES



SHEET 300x300 mm

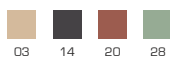
64x64 (6D)
4TR 93x93
2TR 64x64
1TR 45x45

JOINT 4,0 (mm)




BORDER 300x230 mm

CORNER 265x265x230 mm



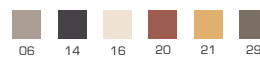
EVORA




SHEET 300x300 mm

4TR 93x93
1TR 45x45

JOINT 4,0 (mm)



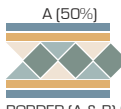
LILLE



SHEET 350x199 mm
(AREA 0,0614m²)

OCT 96x96
DOT 29x29 (3D)
64x64 (6D)
2TR 64x64
1TR 45x45

JOINT 4,0 (mm)




BORDER (A & B) 280x201 mm

CORNER 240x240x201 mm



AMIENS



SHEET 350x199 mm
(AREA 0,0614m²)

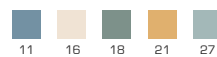
OCT 96x96
DOT 29x29 (3D)
2TR 64x64
1TR 45x45
TR1/2 DOT 25x25
TR1/4 DOT 20x20

JOINT 4,0 (mm)

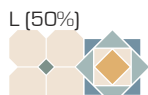



BORDER 281x194 mm


CORNER 237x237x194 mm



ORLEANS



SHEET 350x199 mm
(AREA 0,0614m²)



SHEET 350x199 mm
(AREA 0,0614m²)

OCT 96x96
DOT 29x29 (3D)
2TR 64x64
1TR 45x45
TR1/2 DOT 25x25
TR1/4 DOT 20x20

JOINT 4,0 (mm)




BORDER 280x201 mm

CORNER 240x240x201 mm



AUCKLAND



SHEET 389x195 mm

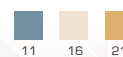
LOZENGE 96x44x52
1TR 45x45
TR1/2 DOT 25x25

JOINT 4,0 (mm)




BORDER 421x169 mm

CORNER 190x331x169 mm



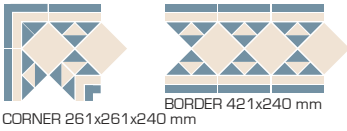
SYDNEY



SHEET 389x195 mm


OCT 96x96
LOZENGE 96x44x52
DOT 29x29 (3D)
6STP (S)

JOINT 4,0 (mm)



CORNER 261x261x240 mm
BORDER 421x240 mm

BRUGES



B-1

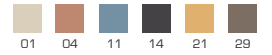


B-2


SHEET 389x195 mm

LOZENGE 96x44x52
1TR 45x45
TR1/2 DOT 25x25

JOINT 4,0 (mm)



MONACO




SHEET 212x212 mm

96x96
2TR 64x64
TR1/4 DOT 20x20
5STP 21x137

JOINT 3,0 (mm)



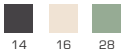
NICE



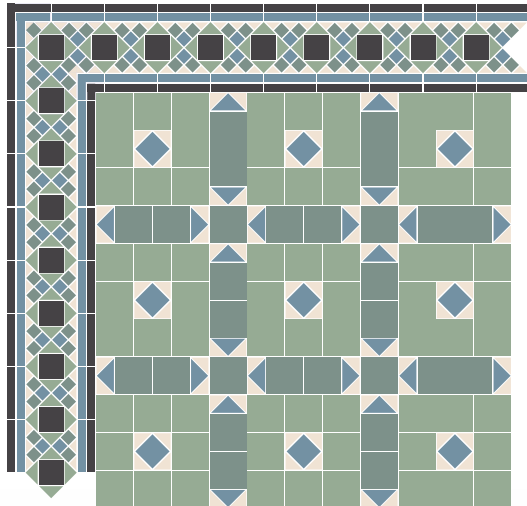
SHEET 424x212 mm

96x96
2TR 64x64
TR1/4 DOT 20x20
5STP 21x137

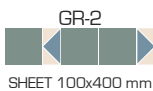
JOINT 3,0 (mm)



GREENWICH



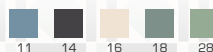
SHEET 300x300 mm



SHEET 100x400 mm


96x96
64x64 (6D)
2TR 64x64
1TR 45x45

JOINT 4,0 (mm)



CORNER 259x259x237 mm
BORDER 422x237 mm

STOCKHOLM



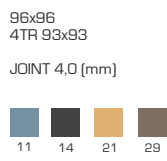
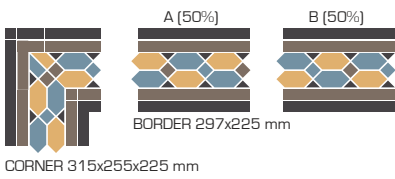
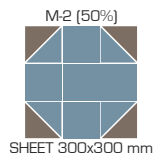
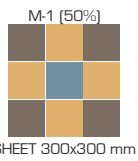
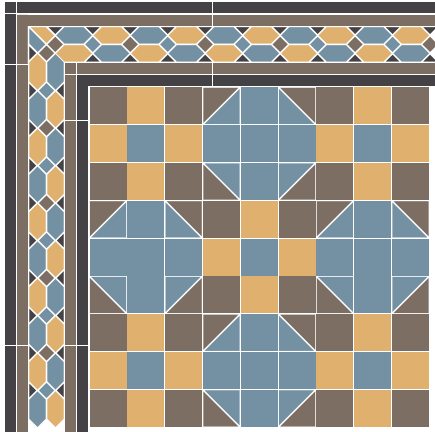
SHEET 326x328 mm

96x96
2TR 64x64
TR1/4 DOT 20x20
5STP 21x137

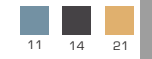
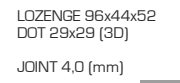
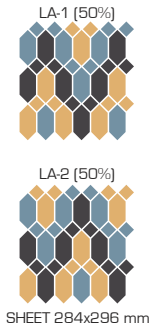

JOINT 3,5 (mm)



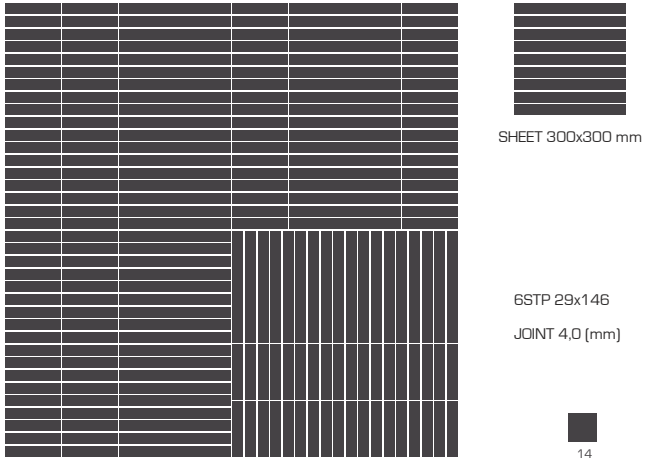
MELROSE



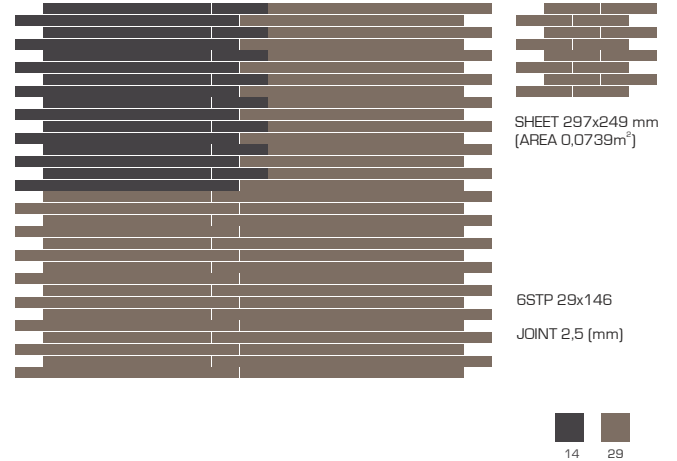
LOS ANGELES




MIAMI



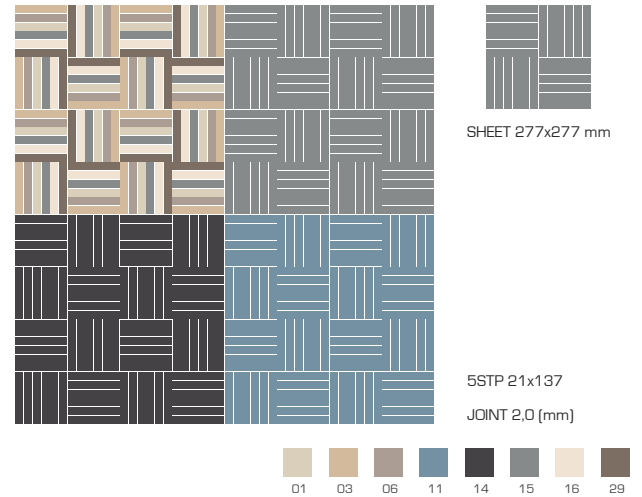
HELSINKI



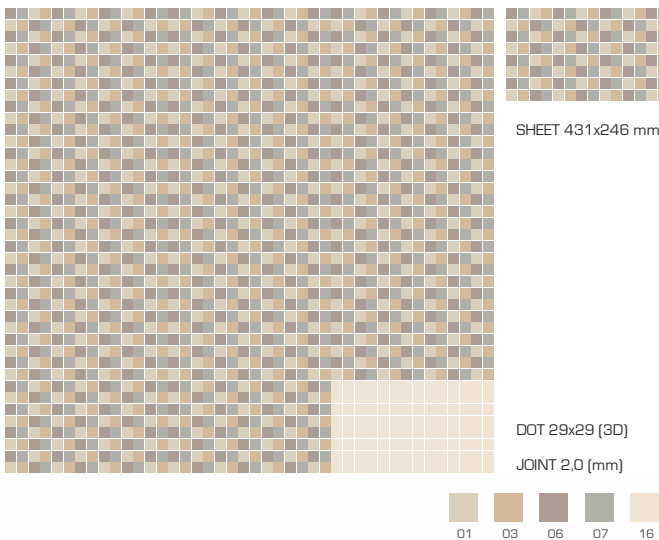
MALMO



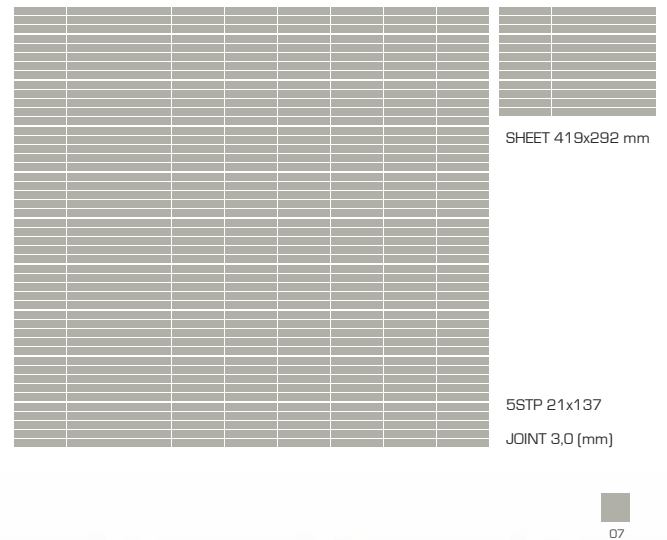
ODENSE



GRANADA



BARCELONA





World Financial Center, NY - USA



Paul, Tower 42, London - UK




Hewing Boutique Hotel, Minneapolis - USA



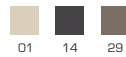
Private Residence - Finland

WEAVE 6 STP




SHEET 240x240 mm
 (AREA 0,0576m²)

6STP 29x146
 TR1/2DOT 25x25
 JOINT 2.0 (mm)

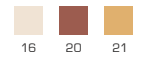


WEAVE 5 STP





SHEET 216x216 mm
 (AREA 0,0466m²)

5STP 21x137
 DOT 29x29 (3D)
 JOINT 4.0 (mm)



ALASKA



SHEET 300x346 mm

ANCHORAGE




SHEET 300x346 mm

6STP 29x146
 5STP 21x137
 JOINT 4,0 (mm)



OSLO



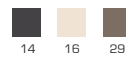
SHEET 300x315 mm
 (AREA 0,0945m²)

OSLO 1




SHEET 300x315 mm
 (AREA 0,0945m²)

71x146
 6STP 29x146
 JOINT 4,0 (mm)



VANCOUVER





SHEET 395x204 mm
 (AREA 0,0806m²)

5STP 21x137
 JOINT 3,0 (mm)



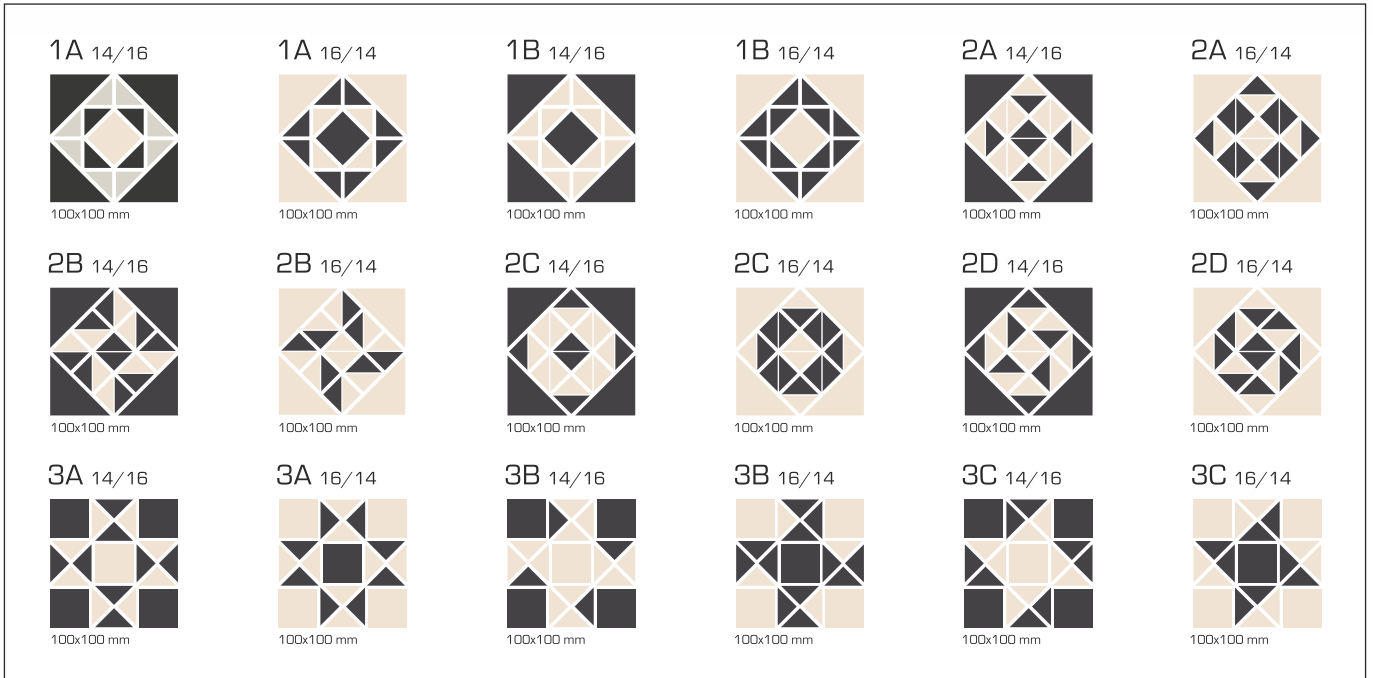
VALENCIA




SHEET 295x295 mm
 (AREA 0,0870m²)

64x64 (6D)
 DOT 29x29 (3D)
 JOINT 3,0 (mm)





Eurovite showroom, Ede - Netherlands



Examples of uses



School, Antwerpen - Belgium




Nando's, Colchester - UK




Velskolan, Leirikeskus - Finland




World Food Restaurant, Heathrow Terminal 2 - UK




DAMAN
LOZ 50x100x57
SHEET 206x206 mm
HEX 10x10*
14 16 20 21




DIU
LOZ 50x100x57
SHEET 206x206 mm
HEX 10x10*
20 21




MALACA
HEX 10x10
1/2 HEX 50x115x57
LOZ 50x100x57
TR57EQ
SHEET 309x309 mm
HEX 10x10*
07 14 15 16




TIMOR
HEX 10x10
LOZ 50x100x57
TR57EQ
SHEET 309x309 mm
HEX 10x10*
14 16 21



MACAU
1/2 HEX 50x115x57
LOZ 50x100x57
SHEET 309x309 mm
HEX 10x10*
11 14 16 20 21



GOA
LOZ 50x100x57
SHEET 206x206 mm
HEX 10x10*
LOZ 50x100x57*
*Supplied loose
07 14



PANJIM
LOZ 50x100x57
SHEET 206x206 mm
HEX 10x10*
LOZ 50x100x57*
*Supplied loose
20 21

*Hexagons 10x10 (100x115x57mm) are supplied loose [1 carton = 100 pieces = 0,92m²] with advisable laying joint of 3 mm.



Private Residence, Moscow - Russia



Aida Blu Cruiser Ships



Chocolate Café, St. Petersburg - Russia



Grand Café Den Tegeleir - Belgium



The Liffey Restaurant, Minnesota - USA



The Thirsty Bull Pub, Tyrrelstown, Dublin - Ireland



Restaurant Vertigo, Nyack, New York - USA



Irish Pub Dirty Nelly's, Halifax - Canada



Diebels, Wuppertal - Germany



Brasserie Coup D'état, Paris - France



The Penny Hill Lounge, Dublin - Ireland




El Principal Cafeteria, La Coruña - Spain



Bistrot Quai - France





Singer House, St. Petersburg - Russia



Google Headquarters - Singapore



Latvijas Banka - Latvia



Private Residence - UK



TopCer's Factory, Oia - Portugal



Fruehauf - Germany



Alex Restaurant, Frankfurt - Germany



Pestana Palms, Madeira - Portugal



Alex Restaurant, Karlsruhe - Germany



Sinod and Senate Palace, St. Petersburg - Russia



Oliver Gold Smith (The Trinity Arch Hotel) - Ireland



Irkutsk



Rostov-on-Don



St. Petersburg



Ukhta



Nizhnekamsk




Samara

CONTEMPORANEOUS SERIES



Cabrillo Boulevard, Santa Barbara, CA - USA



Indústria de Cerâmica, S.A.

www.topcer.com

EXPORT OFFICE:

Largo da Estação, 8 - 2ª Fte - 2750-340 Cascais • Portugal
Tel. +351 214 844 788/9 - Fax +351 214 841 091
Email: LX@topcer.com

FACTORY:

Rua do Monte Grande 10,
Zona Industrial de OIã - 3770-068 OIã • Portugal
Tel. +351 234 722 395 - Fax +351 234 722 397
Email: av@topcer.com

COMPETE
2020

PORTUGAL
2020

