



COLLEZIONI





indice

sommario

Index/Index/Inhalt

Cedir e l'ambiente	4
Cedir and the environment/Cedir et l'environnement/Cedir und die Umwelt	
Cedir, vivere sano e sicuro	6
Living healthy and safe with Cedir/Une vie saine et sure avec Cedir Gesung und sicher Leben mit Cedir	
Green Building Council	8
Contributo all'ottenimento dei crediti Leed	10
Contribute to Leed Certification points/ Contribue à l'acquisition des points de crédit Leed Beitrag zur Erlangung von LEED-Punkten	
La qualità e la certificazione ISO 9001-2008	12
Company Quality and the Certification UNI EN ISO 9001-2008 La qualité et la certificatione UNI EN ISO 9001-2008 Die CEDiR-Qualität und Zertifizierung nach UNI EN ISO 9001-2008	
Indice per tipologia produttiva	14
Index by productive typologies/Index par typologie de production Inhaltsverzeichnis pro Produktionstypologie	
Indice per formato	16
Size index/Index par formats/Formatverzeichnis	
Simbologia	18
Symbols/Symboles/Symbole	
Posa e manutenzione	20
How to lay/Conseils pour la pose/Verlegehinweise	
Guida alla lettura	21
How to read the catalogue/Interprétation du catalogue/Wie wird der Katalog gelesen	
Gres Porcellanato colorato in massa decorato	23
Decorated colored body Porcelain/Grès Cérame coloré pleine masse et décoré/ Dekoriertes durchgefärbtes Feinsteinzeug ISO 13006 UNI EN 14411 appendice G-BIa-GL	
Gres Porcellanato smaltato	121
Glazed Porcelain/Grès Cérame émaillé/Glasiertes Feinsteinzeug ISO 13006 UNI EN 14411 appendice G-BIa-GL	
Monocottura da Rivestimento	171
Single fired Wall tiles/Monocuisson pour revêtement mural/Einbrand Wandfliesen ISO 13006 UNI EN 14411 appendice L-BIII-GL	
Bicottura in pasta bianca da rivestimento	261
Double fired white body wall tiles/Bicuisson en pâte blanche pour revêtement/ weißscherbige Wandfliesen ISO 13006 UNI EN 14411 appendice L-BIII-GL	
Il Mosaico – Monocottura da Rivestimento	271
Single fired Wall tiles/Monocuisson pour revêtement mural/Einbrand Wandfliesen ISO 13006 UNI EN 14411 appendice L-BIII-GL	
Schemi di posa	300
Laying ideas/Solutions de pose/Verlegungsmöglichkeiten	
Caratteristiche tecniche	302
Technical datas/Caractéristiques techniques/Technische Eigenschaften	
Condizioni di vendita	306
General sales conditions/Conditions generales de vente/Allgemeine verkaufsbedingungen	



CEDiR Ceramiche si prende cura dell'ambiente che ci circonda, della qualità della vita delle persone e delle risorse del pianeta. Lo fa cercando il continuo miglioramento dei propri processi produttivi e delle prestazioni di prodotto, perché un'azienda che si definisce moderna deve avere come obiettivo certo la massima attenzione alle prestazioni ambientali in ogni fase del ciclo di vita del prodotto. Dal reperimento delle materie prime, alla qualità degli spazi di lavoro, fino agli imballaggi utilizzati, tutto viene analizzato e costantemente ottimizzato per salvaguardare gli utilizzi di energie e materiali, attraverso l'impiego delle migliori tecnologie disponibili.

- **EMISSIONI GASSOSE NELL'ATMOSFERA:** i processi sono realizzati in modo da ridurre al minimo le emissioni nell'atmosfera, in conformità ai severi limiti ambientali richiesti dalla legislazione italiana.
- **NESSUNO SPRECO DI ACQUA:** l'acqua è necessaria in grandi quantità per la produzione di piastrelle in ceramica. Il 100% delle acque reflue derivanti dal ciclo di produzione viene riutilizzato, generando così una riduzione di oltre il 50% del fabbisogno idrico dello stabilimento e riducendo a zero gli scarichi esterni.
- **POLITICA ENERGETICA:** più del 60% dell'energia elettrica consumata nel sito produttivo viene autoprodotta in cogenerazione. Il recupero del calore e quindi lo sfruttamento dell'energia termica risultante dal processo di cogenerazione, consente un risparmio nell'utilizzo del gas metano necessario nella preparazione dell'impasto. Le tecnologie adottate per garantire un sistema integrato di abbattimento e recupero del calore dei fumi di scarico dell'atomizzatore consentono una ulteriore riduzione nell'utilizzo del gas metano pari al 9%.
- **RIUTILIZZO DEGLI SCARTI CRUDI:** Il 100% degli scarti crudi derivanti dal processo di produzione vengono riutilizzati nella fase di preparazione dell'impasto, riducendo così l'estrazione di materie prime dalle cave e contribuendo in modo sensibile alla salvaguardia delle risorse naturali.
- **UTILIZZO DI MATERIALE RICICLATO:** nel rispetto della qualità che ci contraddistingue, i prodotti CEDiR sono realizzati utilizzando materiale riciclato, in percentuale pari al 17%. Al fine di mantenere sempre elevate le caratteristiche di qualità del prodotto finale, gli scarti cotti derivanti da lavorazioni interne, che non possono essere reinseriti nel ciclo di produzione, sono completamente riciclati esternamente.
- **RACCOLTA DIFFERENZIATA DEI RIFIUTI NON CERAMICI:** l'azienda adotta un sistema di raccolta differenziata di tutti i rifiuti non ceramici; il 100% viene avviato a recupero, oppure a smaltimento avvalendosi di ditte esterne autorizzate.
- **IMBALLAGGI:** tutti gli imballaggi utilizzati - dalle scatole in cartone o in plastica, alle palette in legno - sono riciclabili al 100%. In particolare, CEDiR utilizza pallet senza corteccia (DB) conformi allo standard IPPC/FAO ISPM 15, offrendo quindi ai paesi importatori che lo richiedono ogni garanzia per la salvaguardia del proprio patrimonio forestale.

CEDiR Ceramiche cares for the environment surrounding us, for the quality of life and for the planet's resources. It implements this by seeking ongoing improvement of its own production processes and product performance, because a company that calls itself modern must have as a sure objective the maximum attention to environmental performances in every phase of product life cycle. From finding raw materials to the quality of the workplace, right down to the packing materials used, everything is analysed and constantly optimised to safeguard, through employing the best available technologies, consumption of energy and material.

- **EMISSION OF GAS IN THE ATMOSPHERE:** the processes are devised in such a way as to reduce emissions to the minimum, in conformity with the severe environmental limits demanded by Italian legislation.
- **NO WASTE OF WATER:** large quantities of water are needed for the production of ceramic tiles. The waste water deriving from the production cycle is reused 100%, resulting in a more than 50% reduction in the premise water requirements and reducing external discharge to zero.
- **ENERGY POLICY:** more than 60% of the electricity consumed on the production premise is self-produced by cogeneration. Heat recovery and exploitation of the thermal energy resulting from the cogeneration process allows savings in the use of the natural gas necessary in preparing the mix. The technologies employed to ensure an integrated system of capture and recovery of heat from the atomizer exhaust gases permit a further reduction of 9% in the use of natural gas.
- **REUSE OF RAW DISCARDS:** 100% of the raw discards deriving from the production process are reused in the mix preparation phase, thus reducing extraction of raw materials from quarries and making a considerable contribution to safeguarding natural resources.
- **USE OF RECYCLED MATERIAL:** in observance of the quality that distinguishes us, CEDiR products are created using a percentage of recycled material equal to 17%. With view to always keeping end product quality high, fired discards deriving from internal works, which cannot be reinserted in the production cycle, are completely recycled externally.
- **SEPARATED COLLECTION OF NON-CERAMIC WASTE:** the company operates a system of separate collection of all non-ceramic waste: 100% of this waste is recycled or is disposed of by authorised external companies.
- **PACKING:** all packing materials used - from cardboard or plastic boxes to wooden pallets - are 100% recyclable. In particular, CEDiR uses debarked pallets (DB) conforming to standard IPPC/FAO ISPM 15, thus supplying importing countries, where required, with the guarantee that their forests are being safeguarded.

Cedir e l'ambiente

Cedir and the environment/Cedir et l'environnement/Cedir und die Umwelt

CEDiR Ceramiche prend soin de l'environnement qui nous entoure, de la qualité de la vie des personnes et des ressources de notre planète. Elle le fait en s'efforçant d'améliorer sans cesse ses processus de production et les performances de ses produits, car une société dite moderne doit avoir pour objectif certain de veiller à ce que chaque étape du cycle de vie du produit se déroule dans le souci de maîtriser l'impact de sa production sur l'environnement. De l'approvisionnement en matières premières, à la qualité des espaces de travail en passant par les emballages utilisés, tout est analysé et optimisé en permanence dans l'optique de réduire la consommation d'énergie et de matériaux, par l'application des technologies de pointe aujourd'hui disponibles.

- **ÉMISSION DE GAZ DANS L'ATMOSPHÈRE:** les processus sont appliqués de manière à neutraliser au maximum les émissions dans l'atmosphère, conformément aux limites sévèrement imposées par la législation italienne.
- **AUCUN GASPILLAGE D'EAU:** pour produire des carreaux de céramique, une grande quantité d'eau est nécessaire. 100 % des eaux usées dérivant du cycle de fabrication sont réemployés, ce qui conduit à une économie de plus de 50 % de la demande en eau de l'usine et annule toute évacuation vers l'extérieur.
- **POLITIQUE ÉNERGÉTIQUE:** plus de 60 % de l'énergie électrique consommée dans le site de production sont autoproduits en cogénération. La récupération de la chaleur et par conséquent l'exploitation de l'énergie thermique issue du procédé de cogénération, permet d'économiser le gaz méthane nécessaire à la préparation de la pâte. Les technologies adoptées pour garantir un système intégré de réduction et de récupération de la chaleur des fumées qui s'échappent de l'atomiseur permettent de réduire encore davantage la consommation de gaz méthane de 9 %.
- **RÉEMPLOI DES DÉCHETS CRUS:** 100 % des déchets crus dérivant du procédé de fabrication sont réemployés dans la préparation de la pâte, ce qui permet de réduire l'extraction de matières premières des carrières et de contribuer considérablement à la sauvegarde des ressources naturelles.
- **UTILISATION DE MATÉRIAU RECYCLÉ:** dans le respect de la qualité qui nous caractérise, les produits CEDiR sont réalisés en utilisant des matériaux recyclés, dans une proportion de 17 %. Pour que les caractéristiques de qualité du produit final soient toujours de haut niveau, les déchets cuits dérivant d'usinages internes et qui ne peuvent pas être réintroduits dans le cycle de fabrication, sont entièrement recyclés à l'extérieur.
- **TRI SÉLECTIF DES DÉCHETS NON CÉRAMIQUES:** CEDiR Ceramiche adopte un système de tri sélectif de tous les déchets non céramiques ; 100 % de ces déchets sont collectés par une déchèterie qui gère leur récupération. S'ils ne sont pas récupérables, ils sont éliminés par des sociétés extérieures spécialisées et agréées.
- **EMBALLAGES:** tous les emballages utilisés - des boîtes en carton ou en plastique aux palettes en bois - sont recyclables à 100 %. Précisons que CEDiR utilise des palettes sans écorce (DB) conformes à la norme IPPC/FAO ISPM 15, de sorte que les pays importateurs qui en font la demande sont assurés de l'engagement CEDiR à l'égard de la préservation du patrimoine forestier.

CEDiR Ceramiche ist auf Umweltschutz, die Lebensqualität der Menschen und den Schutz der natürlichen Ressourcen der Erde bedacht. Aus diesem Grund ist sie um eine kontinuierliche Verbesserung der firmeninternen Fertigungsverfahren und der Produktleistungen bemüht, denn zu den obersten Zielsetzungen eines Unternehmens, das sich selbst als modern bezeichnet, gehört sicherlich großes Augenmerk auf die Umweltleistungen eines Produkts während all seinen Lebensphasen. Von der Gewinnung der Rohstoffe über die Qualität der Arbeitsstätten bis hin zur verwendeten Verpackung werden alle Schritte kontinuierlich untersucht und optimiert, um den Energie- und Materialverbrauch durch den Einsatz fortschrittlicher Technologien einschränken zu können.

- **GASEMISSIONEN IN DIE ATMOSPHERE:** Bei unseren Verfahren wird darauf geachtet, die Emissionen in die Atmosphäre in Übereinstimmung mit den strikten Anforderungen und Grenzwerten der italienischen Gesetzgebung auf ein Mindestmaß zu reduzieren.
- **KEINE WASSERVERSCHWENDUNG:** Zur Herstellung von Keramikkacheln sind große Wassermengen erforderlich. Das beim Produktionszyklus entstandene Abwasser wird zu 100% wiederverwendet, wodurch der Wasserbedarf unserer Firma um mehr als 50% gesenkt und zugleich der Abwasserabfluss nach außen auf null reduziert werden konnte.
- **ENERGIEPOLITIK:** Mehr als 60% der in unserem Werk verwendeten Elektrizität stammt aus Kraft-Wärme-Kopplung. Die Wärmerückgewinnung und die daraus resultierende Wärmeenergieausbeute des Kraft-Wärme-Kopplungs-Verfahrens ermöglichen eine bedeutende Einsparung von Methangas, das zur Zubereitung der Keramikmasse erforderlich ist. Durch die Technologien, mit denen ein integriertes System zur Rauchabscheidung und Wärmerückgewinnung der Abgase des Zerstäubers gewährleistet wird, konnte der Methangasbedarf um zusätzliche 9% reduziert werden.
- **WIEDERVERWERTUNG VON ROHMATERIALMABFALL:** Der während des Herstellungsprozesses entstandene Rohmaterialabfall wird zu 100% bei der Zubereitung der Keramikmasse wiederverwertet, wodurch der Rohstoffabbau eingeschränkt und ein wichtiger Beitrag zur Erhaltung der natürlichen Ressourcen geleistet werden kann.
- **VERWENDUNG RECYCLER MATERIALIEN:** Ohne bei der uns kennzeichnenden Qualität Einbußen hinnehmen zu müssen, verwenden wir bei der Herstellung der CEDiR Produkte zu 17 % recycelte Stoffe. Um ein gleichbleibend hohes Qualitäts- und Leistungsniveau des Endprodukts gewährleisten zu können, werden die gebrannten Materialabfälle, die in den Produktionszyklus nicht wiedereingeführt werden können, extern vollständig wiederverwertet.
- **MÜLLTRENNUNG NICHT KERAMISCHER STOFFE:** In unseren Unternehmen besteht ein Mülltrennungssystem für alle nicht keramischen Stoffe, durch das wir den gesamten anfallenden Müll in externen Entsorgungszentren und Wertstoffhöfen zu 100% wiederverwerten bzw. entsorgen lassen.
- **VERPACKUNG:** Sämtliche verwendete Verpackungsmaterialien – von Karton- oder Plastikkisten bis hin zu Holzpaletten – sind 100% recycelbar. Insbesondere verwendet CEDiR gemäß Standard IPPC/FAO ISPM 15 ausschließlich rindenfreie Paletten und bietet somit den Exportländern, die diese Anforderungen stellen, eine Gewährleistung zum Schutz ihrer Waldbestände.

La produzione **CEDiR** utilizza esclusivamente smalti apiombici. Il ciclo di lavorazione si conclude con la cottura a 1200°, temperatura con la quale si generano reazioni chimiche tra le componenti che costituiscono l'impasto e gli smalti. Le conseguenze di tali reazioni chimiche sono:

- struttura della piastrella molto compatta, dura e resistente;
- immobilizzazione dei metalli che compongono gli smalti, che diventano inerti e quindi sono da escludere fenomeni di cessione e dispersione nell'ambiente, in condizioni normali di utilizzo.

Le piastrelle **CEDiR** sono inerti al fuoco, non bruciano e non vengono danneggiate dall'esposizione alle fiamme, proteggendo le strutture sulle quali sono posate. Non favoriscono l'alimentazione e la propagazione delle fiamme e non disperdono sostanze tossiche o gas nocivi di alcuna natura.

Cedir, vivere sano e sicuro

Living healthy and safe with Cedir/Une vie saine et sure avec Cedir/Gesung und sicher Leben mit Cedir

CEDiR production uses only lead-free enamels. The work cycle is concluded with firing at 1200° C, a temperature which generates chemical reactions among the constituent components of the mix and the enamels. The consequences of these chemical reactions are:

- A very compact, hard and tough tile structure;
- Immobilisation of the metals in the enamels, the former becoming inert thus excluding transfer phenomena and dispersal into the environment under normal conditions of use.

CEDiR tiles are inert to fire, they neither burn nor get damaged by exposure to flames and therefore protect the structures they are laid on. They do not aid the feeding and spreading of flames and do not emit toxic substances or harmful gases of any kind.

La production **CEDiR** n'utilise que des émaux sans plomb. Le cycle d'usinage termine par la cuisson à 1200°, température à laquelle des réactions chimiques se produisent entre les composants qui constituent le gâchage et les émaux. Les conséquences de ces réactions chimiques sont :

- une structure du carreau très compacte, dure et résistante;
- l'immobilisation des métaux qui composent les émaux, qui deviennent inertes. Par conséquent, des phénomènes de libération et de dispersion dans l'environnement sont à exclure, dans des conditions d'utilisation normales.

Les carreaux **CEDiR** sont inertes au feu, ils ne brûlent pas et ne peuvent être endommagés s'ils sont exposés aux flammes, c'est pourquoi ils protègent les structures sur lesquelles ils sont posés. Ils ne favorisent ni l'alimentation ni la propagation des flammes, de plus aucune substance toxique ou gaz nocif d'aucune sorte ne s'en échappe.

Die Produktion von **CEDiR** ausschließlich bleifreie Glasuren. Der Verarbeitungszyklus wird mit dem Brennen bei 1200° abgeschlossen, das ist eine Temperatur, bei der chemische Reaktionen zwischen den einzelnen Komponenten der Bindung und der Glasuren hervorgerufen werden. Die Folgen dieser chemischen Reaktionen sind:

- eine sehr kompakte, harte und widerstandsfähige Struktur der Fliese;
- eine Immobilisierung der Metalle, aus denen die Glasuren bestehen; sie werden reaktionsträge, wodurch unter normalen Benutzungsbedingungen ihre Abgabe an die Umwelt ausgeschlossen ist.

Die Fliesen von **CEDiR** sind feuerfest, unbrennbar und werden nicht beschädigt, wenn sie Flammen ausgesetzt sind; dadurch schützen sie die Strukturen, auf denen sie verlegt sind. Sie fördern nicht die Nahrung und Ausbreitung von Flammen und geben keinerlei giftige Substanzen oder schädliche Gase ab.

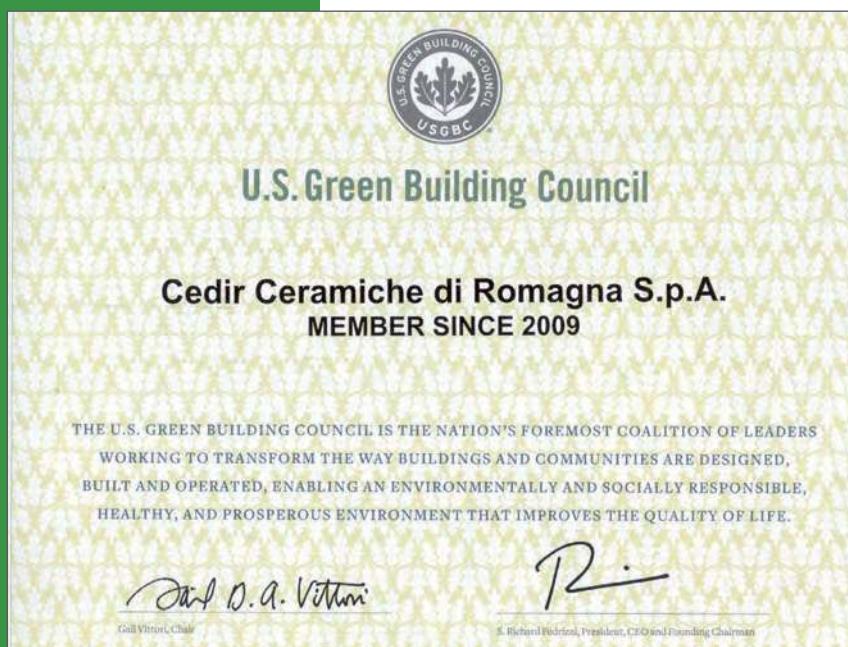


**CEDiR Socio del
Green Building Council Italia.**

A dimostrazione dell'impegno aziendale volto alla cura dell'ambiente che ci circonda, CEDiR Ceramiche di Romagna S.p.A. è socio ordinario di **GBC Italia** (Green Building Council Italia), associazione no profit di imprese, enti e strutture nata per:

- favorire la diffusione della cultura dell'edilizia sostenibile
- promuoverne lo sviluppo sensibilizzando sia l'opinione pubblica che le istituzioni sull'impatto dell'edilizia sostenibile nella progettazione e nella costruzione
- definire precisi parametri di riferimento per gli operatori del settore e linee guida per ingegneri, architetti e professionisti.

L'associazione promuove l'introduzione in Italia del sistema di certificazione LEED, in modo che i cosiddetti "Green Buildings" ovvero gli edifici a basso impatto ambientale diventino sempre più una consuetudine ed entrino nella cultura della nostra società.



**CEDiR Membro del
U.S. Green Building Council.**

CEDiR Ceramiche di Romagna S.p.A. è membro di **U.S. Green Building Council**, organizzazione degli Stati Uniti che promuove la realizzazione di edifici ed opere nel rispetto dell'ambiente, della salute e del benessere delle persone che ci vivono e ci lavorano.

Green Building Council

CEDiR is a member of the Green Building Council Italia.

As proof of the company's commitment to care for the environment that surrounds us, CEDiR Ceramiche di Romagna S.p.A. is a member of the **GBC Italia** (Green Building Council Italia), a non-profit association of companies, organizations and structures created for:

- Promoting the diffusion of the culture of sustainable building
- Promoting its development by spreading awareness of the impact of sustainable building in design and construction to public opinion and institutions
- Defining precise referral parameters for operators of the sector and guidelines for engineers, architects and professionals.

The association promotes the introduction of the LEED certification system in Italy so that "Green Buildings", or buildings with low environmental impact, become part of normal building criteria and part of our society.

CEDiR Member of the U.S. Green Building Council.

CEDiR Ceramiche di Romagna S.p.A. is a member of the **U.S. Green Building Council**, a U.S. organisation for the promotion of buildings and works in total respect of the environment, health and wellbeing of the persons who live and work inside them.

CEDiR – Membre du Green Building Council Italia.

CEDiR Ceramiche di Romagna S.p.A. prouve son engagement dans la défense de l'environnement en devenant membre titulaire de **GBC Italia** (Green Building Council Italia), une association sans but lucratif regroupant des entreprises, des organismes et des structures dont l'objectif commun est de :

- favoriser la diffusion d'une culture du bâtiment durable ;
- promouvoir son essor par des actions de sensibilisation aussi bien de l'opinion publique que des institutions à l'égard du bâtiment durable, lors de sa conception comme de son édification ;
- fournir des paramètres de référence précis aux opérateurs du secteur et des lignes directrices pour les ingénieurs, les architectes et autres professionnels.

Cette association soutient l'introduction en Italie du système de certification LEED, de manière que les éco-constructions, c'est-à-dire les bâtiments écophiles, rentrent de plus en plus dans les habitudes et deviennent un élément à part entière de la culture de notre société.

CEDiR Membre de l'U.S. Green Building Council.

CEDiR Ceramiche di Romagna S.p.A. est membre de l'**U.S. Green Building Council**, une organisation américaine qui encourage la réalisation de bâtiments et d'ouvrages écophiles, dans le respect de la santé et du bien-être des personnes qui y vivent et y travaillent.

CEDiR Mitglied des Green Building Council Italia.

Zum Beweis ihres Engagements für die Umwelt ist die Firma CEDiR Ceramiche di Romagna S.p.A. ordentliches Mitglied des **GBC Italia** (Green Building Council Italia), einer gemeinnützigen Vereinigung von Unternehmen, Behörden und Institutionen mit dem Zweck:

- der Förderung der Verbreitung einer Kultur des nachhaltigen Bauens
- der Förderung ihrer Entwicklung durch Sensibilisieren der öffentlichen Meinung und der Institutionen über die Auswirkungen des nachhaltigen Bauens auf die Planung und Konstruktion
- der Definition präziser Bezugsparameter für die Unternehmen der Branche und von Leitlinien für Ingenieure, Architekten und Techniker.

Die Vereinigung unterstützt die Einführung des LEED-Zertifizierungssystems in Italien, damit die so genannten "Green Buildings", das sind umweltgerechte Gebäude, immer mehr zur Normalität werden und einen Teil unserer Gesellschaftskultur bilden.

CEDiR Mitglied des U.S. Green Building Council.

CEDiR Ceramiche di Romagna S.p.A. ist Mitglied des **U.S. Green Building Council**, einer Organisation in den Vereinigten Staaten, die die Erstellung von Gebäuden und Einrichtungen unter Rücksichtnahme auf die Umwelt, die Gesundheit und das Wohlergehen der Personen, die darin wohnen und arbeiten, fördert.

CONTENUTO DI MATERIALE RICICLATO credito MR 4.1 (1 punto LEED)

I prodotti CEDiR sono realizzati con l'utilizzo di materiali riciclati (materiale pre-consumo) in quantità pari al 17% per il gres porcellanato e pari al 31,5% per la monocottura da rivestimento.

UTILIZZO DI MATERIALI LOCALI credito MR 5.2 (2 punti LEED se l'uso di materiali locali incide per almeno il 20% sul totale del valore delle materie prime)

- Questi crediti LEED si applicano agli edifici costruiti non oltre 500 miglia (804,5 km) dallo stabilimento produttivo di CEDiR Ceramiche. I paesi che si trovano in questo raggio di territorio sono: Italia, Svizzera, Austria, Belgio, Ungheria, Repubblica Ceca, Slovenia, Croazia, Serbia e la maggior parte della Francia, Germania, Olanda, Slovacchia e Spagna (Catalogna).
- Le materie prime utilizzate da CEDiR - per il 37% (gres porcellanato) e per il 100% (monocottura da rivestimento) - sono estratte da cave situate entro 500 miglia dal sito produttivo. I materiali CEDiR in gres porcellanato contribuiscono per il 37% del loro valore all'ottenimento dei crediti Leed. I materiali CEDiR in monocottura da rivestimento contribuiscono per il 100% del loro valore all'ottenimento dei crediti Leed.

EFFETTO ISOLA DI CALORE credito SS 7.1 (1 punto LEED)

La gran parte dei prodotti CEDiR non contribuisce ad aumentare la temperatura dell'ambiente dove è installato, riduce l'effetto Isola di Calore, grazie alle elevate proprietà fisiche - SRI (Indice di Riflettanza Solare) >29. Per questo motivo i materiali CEDiR sono particolarmente indicati per la posa in esterno, sia in zone coperte che non.

OTTIMIZZAZIONE DELLA PERFORMANCE ENERGETICA credito EA 1 (da 1 a 10 punti LEED)

La conducibilità termica dei prodotti CEDiR è $0,6 \div 1,3$ (W/m*k). La bassa conducibilità termica delle piastrelle CEDiR contribuisce all'ottimizzazione della performance energetica dell'edificio, minimizzando gli impatti ambientali ed economici associati all'uso eccessivo di energia. Per questo motivo i materiali CEDiR sono particolarmente indicati ove il riscaldamento è a pavimento o per pareti ventilate.

MATERIALI A BASSA EMISSIONE, credito EQ - 4.2 (1 punto)

I prodotti CEDiR sono completamente senza VOC (Composti Organici Volatili) e non ne rilasciano durante il loro utilizzo, in qualsiasi condizione d'uso.

RECYCLED CONTENT, MR Credit 4.1 (1 LEED point)

CEDIR CERAMICHE products are manufactured using recycled products.

The percentage of these recycled materials is: 17% (porcelain tile) and 31,5% (single fire wall tiles) (PRE-CONSUMER materials).

REGIONAL MATERIALS, MR Credit 5.2 (2 LEED points are garanted if the use of local raw material is equal to 20% of the total value of the raw materials).

- These credits are applicabe for building constructed within 500 miles (804,5 km) from CEDIR CERAMICHE production site. The Countries within this territorial radius are: Italy, Switzerland, Austria, Belgium, Hungary, Czech Republic, Slovenia, Croatia, Serbia and the major part of France, Germany, Holland, Slovakia and Spain (Catalogne).
- Raw materials used by CEDiR - 37% for porcelain tile and 100% (for single fire wall tiles) are extracted from quarries situated within 500 miles from the production site. CEDiR materials in porcelain tile contribute to LEED accreditation for 37%. Single fire CEDiR materials for tiles contribute to LEED accreditation by 100%.

HEAT ISLAND EFFECT (Non Roff), SS Credit 7.1 (1 LEED point)

The great majority of CEDIR CERAMICHE products do not contribute to change the energy balance of the environments where installed. It reduces the Urban Heat Island Effect, thanks to its very good physical properties - SRI (Solar Reflectance Index) >29. This encourages the external use of these products for both open and covered spaces.

OPTIMIZE ENERGY PERFORMANCE, EA Credit 1 (1to 10 LEED points)

The thermal conductivity of CEDIR CERAMICHE products is $0,6 \div 1,3$ (W/m*k). As the ceramic tiles are made of material at low thermal conductivity they have got insulating power and therefore could contribute to the energy saving of the building. For this reason the CEDIR products are particulary indicated for heating floors systems or ventilated curtain walls.

VOC CONTENT, EQ - 4.2 (1 LEED point)

CEDIR CERAMICHE products are completely without VOC (Volatile organic Compounds). Therefore, won't give off VOC during it use, in any operating conditions.

Contributo all'ottenimento dei Crediti Leed

Contribute to Leed Certification points/ Contribue à l'acquisition des points de crédit Leed/ Beitrag zur Erlangung von LEED-Punkten

CONTENU EN MATÉRIAU RECYCLÉ crédit MR 4.1 (1 point LEED)

Les produits CEDiR sont réalisés avec environ 17 % de matériaux recyclés (surplus de matériaux) pour le grès cérame, et environ 31,5 % pour la monocuisson destinée au revêtement mural.

UTILISATION DE MATÉRIAUX RÉGIONAUX crédit MR 5.2 (2 points LEED si au moins 20 % des matières premières utilisées sont produites dans la région)

- Ces points de crédit LEED sont appliqués aux édifices construits à un maximum de 500 milles (804,5 km) de l'usine de production de CEDiR Ceramiche. Les pays qui se trouvent dans ce rayon géographique sont : l'Italie, la Suisse, l'Autriche, la Belgique, la Hongrie, la République Tchèque, la Slovénie, la Croatie, la Serbie et la plupart du territoire de la France, de l'Allemagne, de la Hollande, de la Slovaquie et de l'Espagne (Catalogne).
- Les matières premières qu'utilise CEDiR – 37 % (grès cérame) et 100 % (monocuisson destinée au revêtement mural) – sont extraites de carrières situées dans les 500 milles du site de production. Les matériaux CEDiR en grès cérame contribuent dans une proportion de 37% de leur valeur à l'acquisition de points de crédit Leed. Les matériaux CEDiR en monocuisson destinée au revêtement mural contribuent à 100 % de leur valeur à l'acquisition des points de crédit Leed.

EFFET ÎLOT DE CHALEUR crédit SS 7.1 (1 point LEED)

La plupart des produits CEDiR ne contribuent pas à augmenter la température de l'espace où ils sont posés. Ils réduisent l'effet îlot de chaleur, grâce à leurs propriétés physiques élevées – IRS (Indice de Réflectance Solaire) >29. C'est la raison pour laquelle les matériaux CEDiR sont particulièrement indiqués pour être posés à l'extérieur, que l'espace soit couvert ou pas.

OPTIMISATION DE LA PERFORMANCE ÉNERGÉTIQUE crédit EA 1 (de 1 à 10 points LEED)

La conductibilité thermique des produits CEDiR est de 0,6 ÷ 1,3 (W/m*K). Le faible taux de conductibilité thermique des carreaux CEDiR contribue à optimiser la performance énergétique d'un édifice en minimisant les impacts environnementaux et économiques associés à l'utilisation excessive d'énergie. C'est la raison pour laquelle les matériaux CEDiR sont particulièrement indiqués dans les espaces chauffés par le sol ou pour la réalisation de façades ventilées.

MATÉRIAUX À FAIBLE ÉMISSION, crédit EQ – 4.2 (1 point)

Les produits CEDiR sont entièrement dépourvus de COV (Composés Organiques Volatiles) et n'en libèrent pas pendant leur utilisation, quel que soit leur domaine d'utilisation.

GEHALT AN RECYCLINGMATERIAL, Kategorie MR 4.1 (1 LEED-Punkt)

Die Produkte von CEDiR werden unter der Verwendung von Recyclingmaterial hergestellt („vorverbraucht“ Material), und zwar im Anteil von 17% bei Feinsteinzeug und von 31,5% bei Einbrandkeramik für Verkleidungen.

VERWENDUNG VON LOKALEN MATERIALIEN, Kategorie MR 5.2 (2 LEED-Punkte, wenn die Verwendung lokaler Materialien mindestens 20% des Werts der Rohstoffe ausmacht)

- Diese LEED-Punkte werden an Gebäude vergeben, die nicht weiter als 500 Meilen (804,5 km) von der Produktionsstätte von CEDiR Ceramiche entfernt liegen. Die Länder, die sich in diesem Radius befinden, sind: Italien, Schweiz, Österreich, Belgien, Ungarn, Tschechische Republik, Slowenien, Kroatien, Serbien und der größte Teil von Frankreich, Deutschland, Holland, Slowakei und Spanien (Katalonien).
- Der Großteil der von CEDiR verwendeten Rohstoffe – nämlich 37% (Feinsteinzeug) bzw. 100% (Einbrandkeramik für Verkleidungen) – stammt aus Brüchen, die weniger als 500 Meilen von der Produktionsstätte entfernt liegen. Die CEDiR-Materialien aus Feinsteinzeug tragen mit 37% ihres Werts zur Erlangung der LEED-Punkte bei. Die CEDiR-Materialien aus Einbrandkeramik für Verkleidungen tragen mit 100% ihres Werts zur Erlangung der LEED-Punkte bei.

WÄRMEINSEL-EFFEKT, Kategorie SS 7.1 (1 LEED-Punkt)

Der Großteil der CEDiR-Produkte trägt nicht dazu bei, die Temperatur der Installationsumgebung zu erhöhen, sondern verringert durch seine guten physikalischen Eigenschaften – SRI (Index der Sonnenreflexion) >29 – den Wärmeinsel-Effekt. Die CEDiR-Materialien sind somit besonders für Außenbereiche, überdacht oder auch nicht, geeignet.

OPTIMIERUNG DER ENERGIELEISTUNG, Kategorie EA 1 (1 bis 10 LEED-Punkte)

Die Wärmeleitfähigkeit der CEDiR-Produkte beträgt 0,6 ÷ 1,3 (W/m*K). Die niedrige Wärmeleitfähigkeit der CEDiR-Fliesen trägt zur Optimierung der Energieleistung des Gebäudes bei und minimiert die Umwelt- und Finanzbelastungen, die mit einem überhöhten Energieverbrauch verbunden sind. Aus diesem Grund sind die CEDiR-Materialien in Verbindung mit Fußbodenheizsystemen und bei der Verwendung in hinterlüfteten Wänden besonders vorteilhaft.

MATERIALIEN MIT GERINGER EMISSION, Kategorie EQ – 4.2 (1 Punkt)

Die CEDiR-Produkte enthalten keine VOC (flüchtigen organischen Verbindungen) und setzen bei ihrer Benutzung unter keinerlei Bedingungen solche frei.



L'organismo internazionale ISO - (International Standard Organization) tramite l'Istituto di Certificazione della Qualità CERTIQUALITY - ha riconosciuto **CEDIR Ceramiche di Romagna S.p.A.** in grado di operare in conformità con la normativa internazionale di assicurazione della qualità UNI EN ISO 9001-2008.

La **Certificazione UNI EN ISO 9001-2008** è il **riconoscimento ufficiale** che CEDIR ha la capacità di assicurare e garantire la **Qualità Globale**:

- Impegno costante nella ricerca e nello sviluppo dei prodotti;
- Controllo sistematico degli approvvigionamenti di materie prime, del processo produttivo e del prodotto finito in uscita;
- Tutte le funzioni aziendali sono continuamente impegnate e coinvolte nel **Sistema Qualità CEDIR**, che viene periodicamente verificato e mantenuto aggiornato;
- Particolare attenzione ai bisogni ed alle esigenze dei Clienti, fino all'assistenza post vendita;

CEDIR e la Qualità Aziendale: La qualità, un impegno.



qualità

certificazione ISO 9001-2008

Certification UNI EN ISO 9001-2008/Certification UNI EN ISO 9001-2008/Zertifizierung nach UNI EN ISO 9001-2008

The international body ISO - (International Standard Organization) through the Quality Certification Institute CERTIQUALITY - has acknowledged that **CEDIR Ceramiche di Romagna S.p.A.** is capable of operating in conformity with international quality assurance standards UNI EN ISO 9001-2008.

UNI EN ISO 9001-2008 Certification is official recognition that CEDIR can assure and guarantee **Global Quality**:

- Constant commitment to product research and development;
- Systematic control of raw material supplies, production process and finished outgoing products;
- All company functions are continuously committed to and involved in the **CEDIR Quality System**, which is periodically verified and updated.
- Special attention to Clients' needs and requirements, including after-sales service.

CEDIR and Company Quality: Quality, a commitment.

L'organisme international ISO - (International Standard Organization), par l'intermédiaire de l'Institut de Certification de la Qualité CERTIQUALITY - a reconnu **CEDIR Ceramiche di Romagna S.p.A.** capable d'opérer conformément à la réglementation internationale d'assurance de la qualité UNI EN ISO 9001-2008.

La **Certification UNI EN ISO 9001-2008** est la **preuve officielle** que CEDIR présente les conditions requises pour assurer et garantir la **Qualité Globale**:

- Un engagement permanent au niveau de la recherche et du développement des produits;
- Le contrôle systématique des approvisionnements en matières premières, du processus de production et du produit fini à sa sortie sur le marché;
- Toutes les fonctions d'entreprise sont concernées et engagées en permanence dans le **Système Qualité CEDIR**, périodiquement vérifié et tenu à jour.
- Une attention particulière pour être à l'écoute des besoins et satisfaire les exigences des Clients, appliquée jusqu'au service après-vente.

CEDIR et la Qualité de l'Entreprise: La qualité, un engagement.

Die internationale Institution ISO - (International Standard Organization), hat über das Institut für Qualitätszertifizierung CERTIQUALITY - der Firma **CEDIR Ceramiche di Romagna S.p.A.** bestätigt, dass sie in der Lage ist, in Übereinstimmung mit den internationalen Qualitätssicherungsnormen UNI EN ISO 9001-2008 zu arbeiten.

Die **Zertifizierung nach UNI EN ISO 9001-2008** ist die **offizielle Anerkennung**, dass CEDIR imstande ist, die **Globale Qualität** zu sichern und folgendes zu garantieren:

- Ständiges Engagement in der Forschung und Entwicklung der Produkte;
- Systematische Kontrolle der Rohstofflieferungen, des Fertigungsprozesses und des fertigen Endproduktes;
- Alle betrieblichen Funktionen sind ständig in das **CEDIR Qualitätssicherungssystem** eingebunden, das regelmäßig überprüft und aktualisiert wird.
- Besondere Aufmerksamkeit auf die Bedürfnisse und Erfordernisse der Kunden, bis hin zum Kundendienst.

CEDIR und die betriebliche Qualität: Die Qualität, eine Verpflichtung.



gres porcellanato colorato in massa decorato

23

Decorated colored body Porcelain/Grès Cérame coloré pleine masse et décoré/
Dekoriertes durchgefärbtes Feinsteinzeug

ISO 13006 UNI EN 14411 appendice G-BIa-GL

abaco	24
bambù	36
eco 21	42
flowing	46
indian stone	52
madreterra	56
materia	62
mood	68
the one interiors	76
style	84
time	86
trend stone	94
veranda project	106
zebrano project	114



gres porcellanato smaltato

121

Glazed Porcelain/Grès cérame émaillé/Glasiertes Feinsteinzeug

ISO 13006 UNI EN 14411 appendice G-BIa-GL

appiantica	122
colors	124
country wood	126
gazebo	130
life	132
lux	134
le murge	136
mediterraneo	138
must	150
natura	152
soleado	160
trend stone 33,3x33,3	99
trevi	164
uni	168

tipologia produttiva

Index by productive typologies/Index par typologie de production/Inhaltsverzeichnis pro Produktionstypologie



monocottura da rivestimento

171

Single fired Wall tiles/Monocuisson pour revêtement mural/Einbrand Wandfliesen
ISO 13006 UNI EN 14411 appendice L-BIII-GL

absolute liscio	172
acropoli	178
chakra liscio	182
chic	190
essenze	196
filè	200
jet set liscio	206
jolie	212
kaleidos	216
les arts	220
p70	226
sapori	230
splodos	232
thesi	236
touch	240
trend	246
vanity	250
zero	256



bicottura in pasta bianca da rivestimento

261

Double fired white body wall tiles/Bicuisson en pâte blanche pour revêtement/
weißscherbige Wandfliesen
ISO 13006 UNI EN 14411 appendice L-BIII-GL

armonia	262
---------	-----



il mosaico - monocottura da rivestimento

271

Single fired Wall tiles/Monocuisson pour revêtement mural/Einbrand Wandfliesen
ISO 13006 UNI EN 14411 appendice L-BIII-GL

absolute	272
chakra	280
jet set	290



gres porcellanato colorato in massa decorato gres porcellanato smaltato

60x60	bambù	36	30x30	time	86	
	materia	62		trend stone	94	
	the one interiors	76		<hr/>		
	time	86		24,4x24,4	mediterraneo	138
	trend stone	94		<hr/>		
50x50	abaco	24	20x60	eco 21	42	
	appiantica	122		<hr/>		
	flowing	46	20x40	materia	62	
	indian stone	52	<hr/>			
	madreterra	56	20x20	colors	124	
	mediterraneo	138	materia	62		
	mood	68	must	150		
	natura	152	<hr/>			
	soleado	160	16,3 x 49	abaco	24	
	style	84	flowing	46		
	trevi	164	veranda project	106		
49x49	abaco	24	zebrano project	114		
	flowing	46	<hr/>			
	mood	68	16,6 x 33,3	madreterra	56	
	veranda project	106	soleado	160		
	zebrano project	114	gazebo	130		
33,3x50	flowing	46	<hr/>			
	indian stone	52	16,6 x 16,6	appiantica	122	
33,3x33,3	appiantica	122	gazebo	130		
	flowing	46	indian stone	52		
	indian stone	52	<hr/>			
	life	132	15x60	eco 21	42	
	lux	134	time	86		
	madreterra	56	trend stone	94		
	le murge	136	<hr/>			
	natura	152	15x15	time	86	
	soleado	160	<hr/>			
	style	84	12,5x50	country wood	126	
	trend stone	99	12,1x49	mediterraneo	138	
	trevi	164	12,1x12,1	mediterraneo	138	
	uni	168	<hr/>			
32,6x49	veranda project	106	11 x 11	appiantica	122	
	zebrano project	114	indian stone	52		
32,6x32,6	veranda project	106	<hr/>			
			10x60	eco 21	42	
30x60	bambù	36	8,2 x 16,6	indian stone	52	
	eco 21	42		<hr/>		
	natura	152				
	materia	62				
	the one interiors	76				
	time	86				
	trend stone	94				



monocottura da rivestimento il mosaico – monocottura da rivestimento

20 x 50	chic	190
	filè	200
	jolie	212
	trend	246
	vanity	250
20 x 33,3	essenze	196
	kaleidos	216
	les arts	220
	touch	240
20 x 20	absolute liscio	172
	absolute - il mosaico cedir	272
	acropoli	178
	chakra liscio	182
	chakra - il mosaico cedir	280
	jet set liscio	206
	jet set- il mosaico cedir	290
	p70	226
	sapori	230
	splados	232
	thesi	236
	zero	256
10 x 50	chic	190
	vanity	250
10 x 33,3	essenze	196
	les arts	220
	touch	240



bicottura in pasta bianca da rivestimento

25 x 60	armonia	262
---------	---------	-----



Gres porcellanato colorato in massa decorato
Piastrille indicate per pavimenti.

Decorated colored body Porcelain
Floor tiles.

Grès Cérame coloré pleine masse et décoré
Carreaux pour sols.

Dekoriertes durchgefärbtes Feinsteinzeug
Bodenfliesen.



Gres porcellanato colorato in massa decorato
Piastrille indicate per pavimenti e rivestimenti di pareti.

Decorated colored body Porcelain
Tiles both for floors and walls.

Grès Cérame coloré pleine masse et décoré
Carreaux pour sols et revêtement mural.

Dekoriertes durchgefärbtes Feinsteinzeug
Boden und Wandfliesen.



Gres porcellanato smaltato
Piastrille indicate per pavimenti.

Glazed Porcelain
Floor tiles.

Grès Cérame émaillé
Carreaux pour sols.

Glasiertes Feinsteinzeug
Bodenfliesen.



Gres porcellanato smaltato
Piastrille indicate per pavimenti e rivestimenti di pareti.

Glazed Porcelain
Tiles both for floors and walls.

Grès Cérame émaillé
Carreaux pour sols et revêtement mural.

Glasiertes Feinsteinzeug
Boden und Wandfliesen.



Monocottura da Rivestimento
Piastrille indicate per il rivestimento di pareti interne.

Single fired Wall tiles
Wall tiles.

Monocuisson pour revêtement mural
Carreaux pour revêtement mural.

Einbrand Wandfliesen
Wandfliesen für Wandverkleidung im Innenbereich.



Bicottura in pasta bianca da rivestimento
Piastrille indicate per il rivestimento di pareti interne.

Double fired white body wall tiles
Wall tiles.

Bicuisson en pâte blanche pour revêtement mural
Carreaux pour revêtement mural.

weißscherbige Wandfliesen
Wandfliesen für Wandverkleidung im Innenbereich.



Monocottura da Rivestimento
Piastrille indicate per il rivestimento di pareti interne.

Single fired Wall tiles
Wall tiles.

Monocuisson pour revêtement mural
Carreaux pour revêtement mural.

Einbrand Wandfliesen
Wandfliesen für Wandverkleidung im Innenbereich.



Resistenza al gelo
UNI EN 10545.12

Frost resistance
UNI EN 10545.12

Résistance au gel
UNI EN 10545.12

Frostbeständigkeit
UNI EN 10545.12



Spessore
UNI EN 10545.2

Thickness
UNI EN 10545.2

Épaisseur
UNI EN 10545.2

Stärke
UNI EN 10545.2



Resistenza l'abrasione profonda
UNI EN 10545.6

Resistance to deep abrasion
UNI EN 10545.6

Résistance à l'abrasion profonde
UNI EN 10545.6

Widerstand gegen Tiefenverschleiß
UNI EN 10545.6



Resistenza allo scivolamento a piedi calzati
DIN 51130

I coefficienti di scivolosità indicati dal valore "R" si riferiscono ad un metodo previsto dalla normativa tedesca DIN 51130, che classifica i prodotti secondo le esigenze specifiche delle destinazioni d'uso, indicate secondo un ordine crescente di pericolosità. I valori vanno da R9 per i materiali che hanno superato il primo livello del test fino a R13, per materiali indicati per particolari impieghi industriali.

Slip resistance with footwear
DIN 51130

The slip resistance coefficients indicated by "R" values refer to the German standard DIN 51130, which classifies products according to end-use requirements, shown in ascending order of risk. The values range from R9 for materials that pass the first level of the test to R13, for materials recommended for industrial use in particular.

Résistance au glissement pieds chaussés
DIN 51130

Les coefficients de glissement indiqués par la valeur "R" se réfèrent à une méthode prévue par la norme allemande DIN 51130, qui classe les produits selon les exigences spécifiques des destinations d'usage, indiquées suivant un ordre croissant de danger. Les valeurs vont de R9 pour les matériaux qui ont dépassé le premier niveau du test jusqu'à R13, pour les matériaux indiqués pour les locaux industriels particuliers.

Bestimmung der Rutschfestigkeit mit beschuhten Füßen
DIN 51130

Die durch den R-Wert bezeichneten Rutschhemmkoeffizienten beziehen sich auf ein durch die deutsche Norm DIN 51130 vorgesehene Prüfverfahren für die Haftreibung zwischen Fußboden und Schuhwerk. Die Produkte werden je nach den spezifischen Anforderungen der Einsatzbereiche mit zunehmender Gleitfähigkeit eingestuft. Die Bewertungsgruppen reichen von R9 für Materialien, die die erste Teststufe mit den geringsten Anforderungen bestehen, bis zu R13 für Bodenbeläge, die besonderen Anforderungen im Industriebereich gerecht werden.

simbologia

Symbols/Symboles/Symbole



Resistenza allo scivolamento su superfici calpestabili in presenza d'acqua a piedi nudi DIN 51097
 Il test, specifico per superfici calpestabili senza calzature (spogliatoi, piscine) ed in presenza di acqua, classifica i prodotti che hanno superato la prova in tre categorie contrassegnate dalle lettere A-B-C secondo un valore crescente.
 A - angolo di inclinazione $\geq 12^\circ$: spogliatoi, zone di accesso a piedi nudi, ecc
 B - angolo di inclinazione $\geq 18^\circ$: docce, bordi piscina, ecc
 C - angolo di inclinazione $\geq 24^\circ$: bordi di piscine in pendenza, scale immerse, ecc.

Slip resistance on barefoot wet areas DIN 51097
 The specific test for barefoot traffic areas (changing rooms, swimming pools) where water is present classifies products that have passed the test in three categories, marked by letters A-B-C in ascending values.
 A - angle of slope $\geq 12^\circ$: changing rooms, barefoot access areas, etc.
 B - angle of slope $\geq 18^\circ$: showers, swimming pool borders, etc.
 C - angle of slope $\geq 24^\circ$: sloping swimming pool borders, submerged steps, etc.

Résistance au glissement pour les zones de passage mouillées pieds nus DIN 51097
 Les produits sont soumis à un test spécifique pour des zones parcourues pieds nus (vestiaires, piscines) mouillées par de l'eau. Le test classe les produits en trois catégories, indiqués par les lettres A-B-C selon une valeur croissante.
 A - angle d'inclinaison $\geq 12^\circ$: vestiaires, zones d'accès pieds nus, etc.
 B - angle d'inclinaison $\geq 18^\circ$: douches, bords de piscines, etc.
 C - angle d'inclinaison $\geq 24^\circ$: bords de piscine inclinés, marches sous le niveau de l'eau, etc.

Rutschfestigkeit für Bodenbeläge in nassen Barfußbereichen DIN 51097
 Die spezifische Prüfung für Bodenbeläge in nassbelasteten Barfußbereichen (Umkleidekabinen, Schwimmbäder) teilt die Produkte mit zunehmendem Reibungswert in die drei Bewertungsgruppen A-B-C ein.
 A - Neigungswinkel $\geq 12^\circ$: Umkleideräume, barfuß begangene Eingangsbereiche, usw.
 B - Neigungswinkel $\geq 18^\circ$: Duschen, Schwimmbeckenränder, usw.
 C - Neigungswinkel $\geq 24^\circ$: Geneigte Schwimmbeckenränder, Unterwassertreppen, usw.



Resistenza alle macchie UNI EN 10545.14
 La resistenza alle macchie permette di valutare la facilità di pulizia di una superficie ceramica. Appartengono alla Classe 5 i materiali le cui macchie si rimuovono con maggiore facilità, ovvero semplicemente con acqua.

Stain resistance UNI EN 10545.14
 The stain resistance rate indicates the cleaneability of ceramic surfaces. The tiles that can be easily cleaned simply with water belong to Class 5.

Résistance aux taches UNI EN 10545.14
 La résistance aux taches permet d'évaluer le niveau de difficulté de nettoyage d'une surface en céramique. Le classe 5 groupe les matériaux dont les taches se nettoient plus aisément, par de la simple eau.

Fleckenbeständigkeit (UNI EN 10545.14)
 Die Prüfung der Beständigkeit gegen Flecken ermöglicht zu bewerten, wie einfach die Reinigung einer keramischen Oberfläche ist. Es gehören zur Klasse 5 die Materialien, deren Flecken am einfachsten nur mit fließendem Wasser zu entfernen sind.



Resistenza ai prodotti chimici e resistenza all'attacco acido e basico UNI EN 10545.13

Chemicals, acid and alkali resistance UNI EN 10545.13

Résistance aux produits chimiques, aux acides et aux bases UNI EN 10545.13

Beständigkeit gegenüber Chemikalien und Widerstand gegen Säuren und Laugen UNI EN 10545.13



Stonalizzazione V1: Prodotto monocromatico.

Color shade variation V1: The least amount of shade and texture variation.

Guide à la variation chromatique V1: Produit monochromatique.

Brandfarben Mischungstabelle V1: Einfarbiges Produkt.



Stonalizzazione V2: Prodotto con leggera variazione cromatica.

Color shade variation V2: Light to moderate shade and texture variation within each carton.

Guide à la variation chromatique V2: Produit à légère variation chromatique.

Brandfarben Mischungstabelle V2: Produkt mit leichtem Farbwechsel.



Stonalizzazione V3: Prodotto con marcata variazione cromatica.

Color shade variation V3: High shade and texture variation within each carton.

Guide à la variation chromatique V3: Produit à variation chromatique accentuée.

Brandfarben Mischungstabelle V3: Produkt mit ausgeprägtem Farbwechsel.



Stonalizzazione V4: Prodotto con forte variazione cromatica.

Color shade variation V4: Very high shade and texture variation within each carton.

Guide à la variation chromatique V4: Produit à forte variation chromatique.

Brandfarben Mischungstabelle V4: Produkt mit starkem Farbwechsel.



Consigli per la posa.

Advices for the tile fixing.

Conseils pour la pose.

Anweisung für die Verlegung.

consigli per la posa

How to Lay/Conseils pour la pose/Verlegehinweise



<p>A Si consiglia la posa miscelata, prelevando il materiale da più scatole.</p>	<p>Whilst fixing we advise selecting alternatively from all cartons purchased. This ensures an acceptable blend of shades which often enhances the finish.</p>	<p>Nous vous conseillons une pose mélangée, en prélevant les carreaux dans plusieurs boîtes.</p>	<p>Wir empfehlen, die Fliesen abwechselnd aus verschiedenen Packungen zu verlegen.</p>
<p>B Per il materiale rettificato, si consiglia di effettuare la posa con fuga da 2 mm.</p>	<p>A joint of at least 2 mm is recommended for the rectified tiles.</p>	<p>Pour les carreaux rectifiés nous vous conseillons un joint de 2 mm minimum.</p>	<p>Für die Fliesen mit geschliffenen Kanten wird die Verlegung mit einer Fugenbreite von mindestens 2 mm empfohlen.</p>
<p>C Madreterra: i lati e gli angoli delle piastrelle sono irregolari, per conferire al prodotto montato e stuccato, l'aspetto artigianale del „fatto a mano“. Si consiglia di effettuare la posa con fuga da 2 mm avendo cura – di tanto in tanto – di mettere in squadra il materiale.</p>	<p>Madreterra: the sides and corners of the tiles are irregular in order to give the product a "handmade" aspect once it is installed and grouted. We suggest to lay the tiles with 2 mm joint and square the material every now and then.</p>	<p>Madreterra: les côtés et les angles des carreaux sont irréguliers, afin que le produit une fois posé et jointoyé ait l'aspect artisanal du « fait à la main ». Il est recommandé de poser les carreaux avec un joint de 2 mm, en veillant de temps à autre à aligner le matériel.</p>	<p>Madreterra: die Seiten und die Ecken der Fliesen sind unregelmäßig, um dem verlegten und verfugten Produkt das handwerkliche Aussehen des „manuell Hergestellten“ zu verleihen. Es wird empfohlen, die Verlegung mit einer Fuge von 2 mm vorzunehmen, wobei darauf zu achten ist, das Material ab und zu winklig auszurichten.</p>
<p>D Anticato: si consiglia di posare il materiale con fuga da 3 mm. La stuccatura della fuga può essere realizzata sia alta che bassa: in questo caso, si esalta la naturalezza dell'anticatura.</p>	<p>Antique: the borders of the tile are highly irregular to create a random chiselled effect. In order to get the best result, we suggest to lay the antique tiles with a 3 mm joint. Grouting can be either high or low to make the natural antique look more visible.</p>	<p>Antique: parfois, certains carreaux peuvent présenter des angles ébréchés. C'est un effet recherché pour donner aux carreaux un aspect vieilli. Il est conseillé de poser le matériel avec un joint de 3 mm. Le joint peut être réalisé selon les goûts personnels: soit bas ou haut – dans ce cas le vieillissement naturel du produit est mis en évidence.</p>	<p>Antique: wir empfehlen, diese Fliesen mit einem 3 mm Fugenabstand zu verlegen. Das Material kann entweder mit einer hohen oder mit einer tiefen Fuge verfugt werden: in diesem Fall wird das antike Aussehen noch natürlicher in Erscheinung treten.</p>
<p>E 10x33,3 e 10x50 cm: pezzi speciali da taglio.</p>	<p>10x33,3 and 10x50 cm: cut trim pieces.</p>	<p>10x33,3 et 10x50: pièces spéciales obtenues par coupe.</p>	<p>10x33,3 und 10x50 cm: Schnitt-Sonderteile</p>
<p>F Il Mosaico CEDiR si posa come una normale piastrella con i classici collanti. La distanza calibrata fra le tessere fa sì che, per ottenere un effetto omogeneo, i moduli 20x20 vadano posati in appoggio senza utilizzare il distanziale. E' vivamente consigliato che lo stucco cementizio sia addizionato con "lattice", perché si aggrappi meglio alle fughe e conferisca al prodotto posato una perfetta impermeabilità. Istruzioni per la posa combinata di mosaico e 20x20 coordinato: il calibro del 20x20 coordinato è inferiore al calibro del mosaico, al fine di ottenere una fuga identica a quella presente tra le tessere del mosaico.</p>	<p>You can fix the Mosaico CEDiR using normal glues. No spacers are needed. Thanks to the gauged distance between the tesserae, each 20x20 module can be fixed butt-jointed in order to achieve a homogenous effect. It is highly recommended that the cementitious plaster has the addition of "lattice", so that it clings to the grouts better and makes the laid product completely impermeable. Instructions for the combined laying of mosaico and coordinated 20x20: the work size of the coordinated 20x20 is lower than the work size of mosaico; in this way, a grout of the same size as the grout between the mosaic tesserae is obtained when the tiles are laid.</p>	<p>Il Mosaico CEDiR doit être posé comme un carreau normal, avec une colle classique. La distance calibrée entre les tesselles comporte qu'il soit inutile d'employer les croisillons pour obtenir un aspect homogène. Il est vivement recommandé d'intégrer un additif (latex) au ciment-joint, pour une meilleure capacité de fixation aux joints et une parfaite imperméabilité du produit posé. Instruction pour la pose combinée de la mosaïque et du 20x20 coordonné: le calibre du 20x20 coordonné est inférieur à celui de la mosaïque pour obtenir, au moment de la pose, des joints identiques à ceux qui existent entre les tesselles de la mosaïque.</p>	<p>Il Mosaico CEDiR wird wie eine normale Keramikfliese mit Dünn- oder Mittelbettkleber verlegt. Um ein einheitliches Gesamtbild zu erzielen, empfehlen wir eine fugenlose Verlegung, wobei die einzelnen Fliesen zusätzlich horizontal oder vertikal verschoben sein sollten (ähnlich einem Halbverbund). Es wird dringend empfohlen, dem Zementspachtel "Latexbinder" beizumischen, damit er besser an den Fugen hält und das verlegte Produkt perfekt wasserundurchlässig macht. Anweisungen zur kombinierten Verlegung von Mosaico und 20x20: das Kaliber von den Unifarben 20x20 ist niedriger als das Kaliber von Mosaico. Das ermöglicht, während der Fliesenverlegung eine Fuge einzurichten, die der zwischen den Mosaikplatten vorhandenen Fuge ähnlich ist.</p>
<p>G Decorazioni con oro e applicazioni metalliche. Tali decori sono realizzati con metalli preziosi e raffinate metodologie applicative. Si raccomanda di prestare particolare attenzione nella pulizia: non usare alcool, detersivi o spugne abrasive, ma solo acqua e sapone neutro.</p>	<p>Decorations with gold and metallic applications. These decorations are created with precious materials and refined application techniques. These decorations should be cleaned only with water and neutral soap in order to prevent the glaze and brightness from being damaged. Do not use alcohol and abrasive cleansers or sponges.</p>	<p>Décorations en or et applications métalliques. Ces décors sont réalisés avec des métaux précieux et méthodologies raffinées. Nous recommandons le maximum d'attention lors du nettoyage: ne pas utiliser d'alcool, de détergers ou éponges abrasives, mais uniquement de l'eau et du savon neutre.</p>	<p>Dekore mit Vergoldungen und aufgesetztem Metall. Solche dekore werden mit Edelmetallen durch raffinierte Anbringungsmethode erzeugt. Für Pflege und Reinigung dürfen nur Wasser und neutrale Seife benutzt werden. Die Verwendung von Alkohol, Waschmittel oder Scheuerschwamm beschädigt die Glasur, und ist kein Grund für eine Beanstandung.</p>
<p>H Si consiglia la posa affiancata o a correre sfalsata di 3/4.</p>	<p>We recommend lined up laying or 3/4 staggered laying.</p>	<p>Il est conseillé une pose alignée ou une pose décalée au 3/4.</p>	<p>Wir empfehlen, die Fliesen im Fugenschnitt oder im Dreiviertelverband zu verlegen.</p>

guida alla lettura

How to read the catalogue/Interprétation du catalogue/Wie wird der Katalog gelesen

Colore
Color/Couleur/Farbe

XXX

PEI X

Grado di resistenza all'abrasione (PEI)
PEI rating/PEI/Abrieb (PEI)

Formato
size - format - format

0x0 xxxyy

Fascia Prezzo
Price/Preis/Preis

Codice articolo
Item code/Code article/Artikelnummer



Su rete
On mesh/Sur trame/Auf Netz



Pavimento coordinato
Matching floor/Sol coordonné/Passender Boden

Nome pag. 000
Colore Misura

Pezzi speciali
Special pieces/Pièces spéciales/Passende Sonderstücke

Nome
Misure

Fascia Prezzo/Price/Preis/Preis

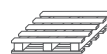


Codice articolo/Item code/Code article/Artikelnummer


Pesi e imballi
Weight packing/Poids et emballages/Gewicht Verpackungseinheiten



PZ MQ KG Box



BOX MQ KG Pallet



gres porcellanato colorato in massa decorato

abaco
bambù
eco 21
flowing
indian stone
madreterra
materia
mood
the one interiors
style
time
trend stone
veranda project
zebrano project

abaco



naturale



50x50-20"x20"

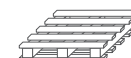
cerato rettificato



49x49-19,3"x19,3"



16,3x49-6,3"x19,3"



pesi imballi

naturale

cerato rettificato

PZ MQ KG BOX MQ KG

			PZ	MQ	KG	BOX	MQ	KG
Fondo Naturale	50x50	MQ	4	1,0076	22,24	36	36,2736	820
Fregio Abaco	10x50	PZ	6	-	5,92	-	-	-
Fascia Line	16,5x50	PZ	6	-	10,55	-	-	-
Bacchetta New York	1,5x50	PZ	12	-	1,90	-	-	-
Angolo New York	1,5x1,5	PZ	12	-	0,05	-	-	-
Battiscopa	9,5x50	PZ	10	-	11,08	-	-	-
Gradino Step [*]	50x50	PZ	4	-	22,22	-	-	-
Torello con griglia [*]	5x50	PZ	4	-	2,67	-	-	-
Angolo Torello con griglia [2pz] [*]	5x50	PA	2x2	-	2,67	-	-	-
Torello Metal [*]	3,5x50	PZ	4	-	2,68	-	-	-
Angolo Torello Metal [2pz] [*]	3,5x51,5	PA	2x2	-	2,68	-	-	-
Fondo Cerato Rettificato	49x49	MQ	6	1,4406	31,20	24	34,5744	768
Fondo Cerato Rettificato	16,3x49	MQ	12	0,9588	19,98	39	37,3932	798
Muretto Cerato	16,3x49	PZ	6	-	9,97	-	-	-
Bacchetta Metal	1,5x49	PZ	12	-	1,86	-	-	-
Angolo New York	1,5x1,5	PZ	12	-	0,05	-	-	-
Ground Satinato Cromo	1x49	PZ	4	-	0,57	-	-	-
Ground Cromo / Rame	1x49	PZ	4	-	0,57	-	-	-
Bacchetta Cromo / Rame	0,5x49	PZ	6	-	0,71	-	-	-
Battiscopa	9,5x49	PZ	10	-	10,48	-	-	-
Torello Metal [*]	3,5x49	PZ	4	-	2,68	-	-	-
Angolo Torello Metal [2pz] [*]	3,5x50,5	PA	2x2	-	3,83	-	-	-

[*] Articoli unicamente a richiesta / Available only by special order / Articles uniquement sur demande / Nur auf Wunsch gefertigten Artikel



Arancio naturale



50x50 **ABC31-50** ■ 64-b

Bacchetta New York
1,5x50 **STY99A BAC** ● 21



Fregio Abaco Arancio
10x50 **ABC31FREGIO** ● 16



Fascia Line Arancio (mix3)
16,5x50 **ABC31FASCIA** ● 38

Angolo New York
1,5x1,5 **STY99A ANG** ● 1

Arancio cerato rettificato




49x49 **ABC31RT 49CER** ■ 72
16,3x49 **ABC31CER 49TV** ■ 73-a

Bacchetta Metal
1,5x49 **P099A BAC** ● 20

Bacchetta Cromo 49
0,5x49 **BM0226 49** ● 33

Bacchetta Rame 49
0,5x49 **BM0227 49** ● 41-a



Muretto Cerato Arancio
16,3x49 **ABC31CERMRT** ● 26



Angolo New York
1,5x1,5 **STY99A ANG** ● 1

Ground Satinato Cromo
1x49 **QM0126S 49** ● 32

Ground Cromo
1x49 **QM0126 49** ● 49

Ground Rame
1x49 **QM0127 49** ● 55


pezzi speciali

	Battiscopa 9,5x50 ● 10	Gradino Step 50x50 ● 33	Torello con griglia 5x50 ● 47-a	Angolo Torello con griglia 5x50 ▲ 73	Torello Metal 50 3,5x50 ● 70-a	Angolo Torello Metal 50 3,5x51,5 ▲ 83
Naturale	ABC31A BATT50	ABC31A 50STP	ABC31TOR0G50	ABC31SNDXG50	TM01 50	TM01SNDX 50
Cerato	Battiscopa 9,5x49 ● 14	Torello Metal 49 3,5x49 ● 70-a	Angolo Torello Metal 49 3,5x50,5 ▲ 83			
	ABC31A CERBAT	TM01 49	TM01SNDX 49			

Prugna naturale



50x50 **ABC41-50** ■ 64-b



Fregio Abaco Prugna
10x50 **ABC41FREGIO** ● 16



Fascia Line Prugna (mix3)
16,5x50 **ABC41FASCIA** ● 38

Bacchetta New York
1,5x50 **STY99A BAC** ● 21

Angolo New York
1,5x1,5 **STY99A ANG** ● 1

Prugna cerato rettificato



49x49 **ABC41RT 49CER** ■ 72
16,3x49 **ABC41CER 49TV** ■ 73-a



Muretto Cerato Prugna
16,3x49 **ABC41CERMRT** ● 26



Bacchetta Metal
1,5x49 **P099A BAC** ● 20

Angolo New York
1,5x1,5 **STY99A ANG** ● 1

Ground Satinato Cromo
1x49 **QMO126S 49** ● 32

Bacchetta Cromo 49
0,5x49 **BM0226 49** ● 33

Ground Cromo
1x49 **QMO126 49** ● 49

Bacchetta Rame 49
0,5x49 **BM0227 49** ● 41-a

Ground Rame
1x49 **QMO127 49** ● 55

pezzi speciali

	Battiscopa 9,5x50 ● 10	Gradino Step 50x50 ● 33	Torello con griglia 5x50 ● 47-a	Angolo Torello con griglia 5x50 ▲ 73	Torello Metal 50 3,5x50 ● 70-a	Angolo Torello Metal 50 3,5x51,5 ▲ 83
Naturale	ABC41A BATT50	ABC41A 50STP	ABC41TOR0G50	ABC41SNDXG50	TM01 50	TM01SNDX 50
Cerato	Battiscopa 9,5x49 ● 14	Torello Metal 49 3,5x49 ● 70-a	Angolo Torello Metal 49 3,5x50,5 ▲ 83			
	ABC41A CERBAT	TM01 49	TM01SNDX 49			

abaco

Grigio naturale



50x50 **ABC06-50** ■ 64-b



Bacchetta New York
1,5x50 **STY99A BAC** ● 21

Grigio cerato rettificato



49x49 **ABC06RT 49CER** ■ 72
16,3x49 **ABC06CER 49TV** ■ 73-a




Bacchetta Metal
1,5x49 **P099A BAC** ● 20



Bacchetta Cromo 49
0,5x49 **BM0226 49** ● 33



Bacchetta Rame 49
0,5x49 **BM0227 49** ● 41-a



Fregio Abaco Grigio
10x50 **ABC06FREGIO** ● 16



Fascia Line Grigio (mix3)
16,5x50 **ABC06FASCIA** ● 38



Angolo New York
1,5x1,5 **STY99A ANG** ● 1



Muretto Cerato Grigio
16,3x49 **ABC06CERMRT** ● 26



Angolo New York
1,5x1,5 **STY99A ANG** ● 1



Ground Satinato Cromo
1x49 **QM0126S 49** ● 32








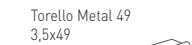



Ground Cromo
1x49 **QM0126 49** ● 49



Ground Rame
1x49 **QM0127 49** ● 55

pezzi speciali

	 Battiscopa 9,5x50 ● 10	 Gradino Step 50x50 ● 33	 Torello con griglia 5x50 ● 47-a	 Angolo Torello con griglia 5x50 ▲ 73	 Torello Metal 50 3,5x50 ● 70-a	 Angolo Torello Metal 50 3,5x51,5 ▲ 83
Naturale	ABC06A BATT50	ABC06A 50STP	ABC06TOR0650	ABC06SNDXG50	TM01 50	TM01SNDX 50
	 Battiscopa 9,5x49 ● 14	 Torello Metal 49 3,5x49 ● 70-a	 Angolo Torello Metal 49 3,5x50,5 ▲ 83			
Cerato	ABC06A CERBAT	TM01 49	TM01SNDX 49			

Nero naturale



50x50 **ABC09-50** ■ 64-b

Bacchetta New York
1,5x50 **STY99A BAC** ● 21

Nero cerato rettificato



49x49 **ABC09RT 49CER** ■ 72
16,3x49 **ABC09CER 49TV** ■ 73-a

Bacchetta Metal
1,5x49 **P099A BAC** ● 20

Bacchetta Cromo 49
0,5x49 **BM0226 49** ● 33

Bacchetta Rame 49
0,5x49 **BM0227 49** ● 41-a



Fregio Abaco Nero
10x50 **ABC09FREGIO** ● 16



Fascia Line Nero (mix3)
16,5x50 **ABC09FASCIA** ● 38

Angolo New York
1,5x1,5 **STY99A ANG** ● 1



Muretto Cerato Nero
16,3x49 **ABC09CERMRT** ● 26




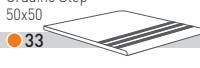

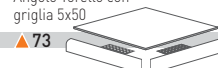
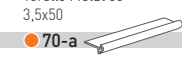
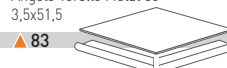



Angolo New York
1,5x1,5 **STY99A ANG** ● 1

Ground Satinato Cromo
1x49 **QMO126S 49** ● 32

Ground Cromo
1x49 **QMO126 49** ● 49

Ground Rame
1x49 **QMO127 49** ● 55

pezzi speciali

	 Battiscopa 9,5x50 ● 10	 Gradino Step 50x50 ● 33	 Torello con griglia 5x50 ● 47-a	 Angolo Torello con griglia 5x50 ▲ 73	 Torello Metal 50 3,5x50 ● 70-a	 Angolo Torello Metal 50 3,5x51,5 ▲ 83
Naturale	ABC09A BATT50	ABC09A 50STP	ABC09TOR0G50	ABC09SNDXG50	TM01 50	TM01SNDX 50
Cerato	 Battiscopa 9,5x49 ● 14	 Torello Metal 49 3,5x49 ● 70-a	 Angolo Torello Metal 49 3,5x50,5 ▲ 83			
	ABC09A CERBAT	TM01 49	TM01SNDX 49			

abaco

Blu naturale



50x50 **ABC08-50** ■ 70



Bacchetta New York
1,5x50 **STY99A BAC** ● 21



Fregio Abaco Blu
10x50 **ABC08FREGIO** ● 16



Fascia Line Blu (mix3)
16,5x50 **ABC08FASCIA** ● 38



Angolo New York
1,5x1,5 **STY99A ANG** ● 1

Blu cerato rettificato



49x49 **ABC08RT 49CER** ■ 73
16,3x49 **ABC08CER 49TV** ■ 74



Bacchetta Metal
1,5x49 **P099A BAC** ● 20



Muretto Cerato Blu
16,3x49 **ABC08CERMRT** ● 26



Angolo New York
1,5x1,5 **STY99A ANG** ● 1



Bacchetta Cromo 49
0,5x49 **BM0226 49** ● 33



Ground Satinato Cromo
1x49 **QM0126S 49** ● 32



Ground Cromo
1x49 **QM0126 49** ● 49



Bacchetta Rame 49
0,5x49 **BM0227 49** ● 41-a



Ground Rame
1x49 **QM0127 49** ● 55

pezzi speciali

	Battiscopa 9,5x50 ● 10	Gradino Step 50x50 ● 33	Torello con griglia 5x50 ● 47-a	Angolo Torello con griglia 5x50 ▲ 73	Torello Metal 50 3,5x50 ● 70-a	Angolo Torello Metal 50 3,5x51,5 ▲ 83
Naturale	ABC08A BATT50	ABC08A 50STP	ABC08TOR0G50	ABC08SNDXG50	TM01 50	TM01SNDX 50
Cerato	Battiscopa 9,5x49 ● 14	Torello Metal 49 3,5x49 ● 70-a	Angolo Torello Metal 49 3,5x50,5 ▲ 83			
	ABC08A CERBAT	TM01 49	TM01SNDX 49			

Fumo naturale



50x50 **ABC26-50** ■ 64-b



Bacchetta New York
1,5x50 **STY99A BAC** ● 21

Fumo cerato rettificato



49x49 **ABC26RT 49CER** ■ 72
16,3x49 **ABC26CER 49TV** ■ 73-a




Bacchetta Metal
1,5x49 **P099A BAC** ● 20



Bacchetta Cromo 49
0,5x49 **BM0226 49** ● 33



Bacchetta Rame 49
0,5x49 **BM0227 49** ● 41-a




Fregio Abaco Fumo
10x50 **ABC26FREGIO** ● 16



Fascia Line Fumo (mix3)
16,5x50 **ABC26FASCIA** ● 38



Angolo New York
1,5x1,5 **STY99A ANG** ● 1



Muretto Cerato Fumo
16,3x49 **ABC26CERMRT** ● 26



Angolo New York
1,5x1,5 **STY99A ANG** ● 1



Ground Satinato Cromo
1x49 **QM0126S 49** ● 32




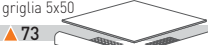



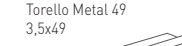



Ground Cromo
1x49 **QM0126 49** ● 49



Ground Rame
1x49 **QM0127 49** ● 55

pezzi speciali

	 10	 33	 47-a	 73	 70-a	 83
Naturale	ABC26A BATT50	ABC26A 50STP	ABC26TOR0G50	ABC26SNDXG50	TM01 50	TM01SNDX 50
	 14	 70-a	 83			
Cerato	ABC26A CERBAT	TM01 49	TM01SNDX 49			

abaco

abaco

Beige naturale



50x50 **ABC03-50** ■ 64-b



Fregio Abaco Beige
10x50 **ABC03FREGIO** ● 16



Fascia Line Beige (mix3)
16,5x50 **ABC03FASCIA** ● 38


Bacchetta New York
1,5x50 **STY99A BAC** ● 21

Angolo New York
1,5x1,5 **STY99A ANG** ● 1

Beige cerato rettificato



49x49 **ABC03RT 49CER** ■ 72
16,3x49 **ABC03CER 49TV** ■ 73-a



Muretto Cerato Beige
16,3x49 **ABC03CERMRT** ● 26



Bacchetta Metal
1,5x49 **P099A BAC** ● 20

Angolo New York
1,5x1,5 **STY99A ANG** ● 1

Bacchetta Cromo 49
0,5x49 **BM0226 49** ● 33




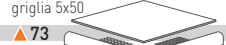

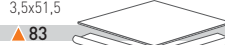



Ground Satinato Cromo
1x49 **QM0126S 49** ● 32

Ground Cromo
1x49 **QM0126 49** ● 49

Bacchetta Rame 49
0,5x49 **BM0227 49** ● 41-a

Ground Rame
1x49 **QM0127 49** ● 55

pezzi speciali

	 Battiscopa 9,5x50 ● 10	 Gradino Step 50x50 ● 33	 Torello con griglia 5x50 ● 47-a	 Angolo Torello con griglia 5x50 ▲ 73	 Torello Metal 50 3,5x50 ● 70-a	 Angolo Torello Metal 50 3,5x51,5 ▲ 83
Naturale	ABC03A BATT50	ABC03A 50STP	ABC03TOR0G50	ABC03SNDXG50	TM01 50	TM01SNDX 50
Cerato	 Battiscopa 9,5x49 ● 14	 Torello Metal 49 3,5x49 ● 70-a	 Angolo Torello Metal 49 3,5x50,5 ▲ 83			
	ABC03A CERBAT	TM01 49	TM01SNDX 49			

Bruno naturale



50x50 **ABC23-50** ■ 64-b



Bacchetta New York
1,5x50 **STY99A BAC** ● 21

Bruno cerato rettificato



49x49 **ABC23RT 49CER** ■ 72
16,3x49 **ABC23CER 49TV** ■ 73-a



Bacchetta Metal
1,5x49 **P099A BAC** ● 20



Bacchetta Cromo 49
0,5x49 **BM0226 49** ● 33



Bacchetta Rame 49
0,5x49 **BM0227 49** ● 41-a



Fregio Abaco Bruno
10x50 **ABC23FREGIO** ● 16



Fascia Line Bruno (mix3)
16,5x50 **ABC23FASCIA** ● 38



Angolo New York
1,5x1,5 **STY99A ANG** ● 1



Muretto Cerato Bruno
16,3x49 **ABC23CERMRT** ● 26



Angolo New York
1,5x1,5 **STY99A ANG** ● 1



Ground Satinato Cromo
1x49 **QM0126S 49** ● 32



Ground Cromo
1x49 **QM0126 49** ● 49



Ground Rame
1x49 **QM0127 49** ● 55

pezzi speciali

Battiscopa
9,5x50

● 10

Gradino Step
50x50

● 33

Torello con
griglia 5x50

● 47-a

Angolo Torello con
griglia 5x50

▲ 73

Torello Metal 50
3,5x50

● 70-a

Angolo Torello Metal 50
3,5x51,5

▲ 83

Naturale

ABC23A BATT50

ABC23A 50STP

ABC23TOR0G50

ABC23SNDXG50

TM01 50

TM01SNDX 50

Cerato

Battiscopa
9,5x49

● 14

Torello Metal 49
3,5x49

● 70-a

Angolo Torello Metal 49
3,5x50,5

▲ 83

ABC23A CERBAT

TM01 49

TM01SNDX 49

abaco

Avorio naturale



50x50 **ABC02-50** ■ 64-b



Bacchetta New York
1,5x50 **STY99A BAC** ● 21



Fregio Abaco Avorio
10x50 **ABC02FREGIO** ● 16



Fascia Line Avorio (mix3)
16,5x50 **ABC02FASCIA** ● 38



Angolo New York
1,5x1,5 **STY99A ANG** ● 1


Avorio cerato rettificato



49x49 **ABC02RT 49CER** ■ 72
16,3x49 **ABC02CER 49TV** ■ 73-a



Bacchetta Metal
1,5x49 **P099A BAC** ● 20



Muretto Cerato Avorio
16,3x49 **ABC02CERMRT** ● 26



Angolo New York
1,5x1,5 **STY99A ANG** ● 1



Bacchetta Cromo 49
0,5x49 **BM0226 49** ● 33



Ground Satinato Cromo
1x49 **QM0126S 49** ● 32



Ground Cromo
1x49 **QM0126 49** ● 49




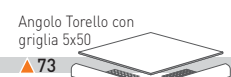
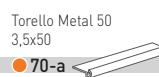



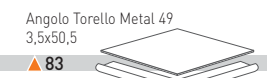


Bacchetta Rame 49
0,5x49 **BM0227 49** ● 41-a




Ground Rame
1x49 **QM0127 49** ● 55

pezzi speciali

	 10	 33	 47-a	 73	 70-a	 83
Naturale	ABC02A BATT50	ABC02A 50STP	ABC02TOR0G50	ABC02SNDXG50	TM01 50	TM01SNDX 50
	 14	 70-a	 83			
Cerato	ABC02A CERBAT	TM01 49	TM01SNDX 49			



bambù

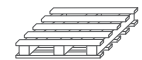
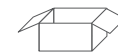


60x60-24"x24"



30x60-12"x24"

pesi imballi



			PZ	MQ	KG	BOX	MQ	KG
Fondo	60x60	MQ	3	1,0800	23,71	32	34,5600	778
Fondo	30x60	MQ	6	1,0800	23,60	40	43,2000	963
Mosaico Bambù	30x30	PZ	6	-	10,98	-	-	-
Bacchetta Satinato Cromo Rettificato	1,5x60	PZ	4	-	0,70	-	-	-
Angolo New York	1,5x1,5	PZ	12	-	0,05	-	-	-
Quarter Round Satinato Cromo Rettificato	1x60	PZ	4	-	0,54	-	-	-
Battiscopa	9,5x60	PZ	10	-	12,15	-	-	-
Gradino step (*)	30x60	PZ	6	-	23,55	-	-	-
Torello Metal 60 (*)	3,5x60	PZ	4	-	2,73	-	-	-
Angolo Torello Metal 60 (2pz) (*)	3,5x61	PA	2x2	-	2,73	-	-	-

[*] Articoli unicamente a richiesta / Available only by special order / Articles uniquement sur demande / Nur auf Wunsch gefertigten Artikel



Avorio



60x60 **BAM02 60** ■ 70
 30x60 **BAM02 36** ■ 64-a



Mosaico su rete
 30x30 **BAM02MOSAICO** ● 43

Sabbia



60x60 **BAM19 60** ■ 70
 30x60 **BAM19 36** ■ 64-a



Mosaico su rete
 30x30 **BAM19MOSAICO** ● 43

Bacchetta Satinato Cromo Rettificato
 1,5x60 **BM0326S 60** ● 25

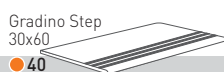
Quarter Round Satinato Cromo Rettificato
 1x60 **QM0226S 60** ● 31

Angolo New York
 1,5x1,5 **STY99A ANG** ● 1


pezzi speciali



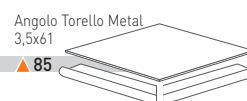
Battiscopa
 9,5x60
 ● 15



Gradino Step
 30x60
 ● 40



Torello Metal
 3,5x60
 ● 72



Angolo Torello Metal
 3,5x61
 ▲ 85

Avorio	BAM02A BATT60	BAM02A 36STP	TM02 60	TM02SNDX 60
Sabbia	BAM19A BATT60	BAM19A 36STP	TM02 60	TM02SNDX 60

Beige Rosato



60x60 **BAM35 60** ■ 70
 30x60 **BAM35 36** ■ 64-a



Mosaico su rete
 30x30 **BAM35MOSAICO** ● 43

Bruno



60x60 **BAM23 60** ■ 70
 30x60 **BAM23 36** ■ 64-a



Mosaico su rete
 30x30 **BAM23MOSAICO** ● 43

Bacchetta Satinato Cromo Rettificato
 1,5x60 **BM0326S 60** ● 25

Angolo New York
 1,5x1,5 **STY99A ANG** ● 1

Quarter Round Satinato Cromo Rettificato
 1x60 **QM0226S 60** ● 31

	pezzi speciali			
	Battiscopa 9,5x60 ● 15	Gradino Step 30x60 ● 40	Torello Metal 3,5x60 ● 72	Angolo Torello Metal 3,5x61 ▲ 85
Beige Rosato	BAM35A BATT60	BAM35A 36STP	TM02 60	TM02SNDX 60
Bruno	BAM23A BATT60	BAM23A 36STP	TM02 60	TM02SNDX 60

Grigio



60x60 **BAM06 60** ■ 70
 30x60 **BAM06 36** ■ 64-a



Mosaico su rete
 30x30 **BAM06MOSAICO** ● 43

Nero



60x60 **BAM09 60** ■ 70
 30x60 **BAM09 36** ■ 64-a



Mosaico su rete
 30x30 **BAM09MOSAICO** ● 43

Bacchetta Satinato Cromo Rettificato
 1,5x60 **BM0326S 60** ● 25

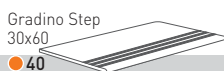
Quarter Round Satinato Cromo Rettificato
 1x60 **QM0226S 60** ● 31

Angolo New York
 1,5x1,5 **STY99A ANG** ● 1

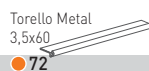
pezzi speciali



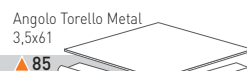
Battiscopa
 9,5x60
 ● 15



Gradino Step
 30x60
 ● 40



Torello Metal
 3,5x60
 ● 72



Angolo Torello Metal
 3,5x61
 ▲ 85

Grigio	BAM06A BATT60	BAM06A 36STP	TM02 60	TM02SNDX 60
Nero	BAM09A BATT60	BAM09A 36STP	TM02 60	TM02SNDX 60



eco 21



rettificato



30x60-12"x24"



20x60-8"x24"



15x60-6"x24"



10x60-4"x24"

pesi imballi



			PZ	MQ	KG	BOX	MQ	KG
Fondo Rettificato	30x60	MQ	6	1,0800	23,10	40	43,2000	943
Fondo Rettificato	20x60	MQ	9	1,0800	22,90	30	32,4000	706
Fondo Rettificato	15x60	MQ	12	1,0800	22,70	40	43,2000	927
Fondo Rettificato	10x60	MQ	18	1,0800	22,60	32	34,5600	742
Lamellare	30x30	PZ	6	-	10,98	-	-	-
Bacchetta Satinata Cromo Rettificato	1,5x60	PZ	4	-	0,70	-	-	-
Angolo New York	1,5x1,5	PZ	12	-	0,05	-	-	-
Quarter Round Satinato Cromo Rettificato	1x60	PZ	4	-	0,54	-	-	-
Battiscopa	9,5x60	PZ	10	-	12,15	-	-	-
Torello con griglia (*)	5x60	PZ	4	-	4,65	-	-	-
Angolo Torello con griglia (2pz) (*)	5x60	PA	2x2	-	4,65	-	-	-

[*] Articoli unicamente a richiesta / Available only by special order / Articles uniquement sur demande / Nur auf Wunsch gefertigten Artikel



Avorio



- 30x60 **E2102RT 36** ■ 71
- 20x60 **E2102RT 20TV** ■ 71-a
- 15x60 **E2102RT 15TV** ■ 72
- 10x60 **E2102RT 10TV** ■ 73



- Lamellare Avorio
- 30x30 **E2102DEC 30** ● 35



Beige



- 30x60 **E2103RT 36** ■ 71
- 20x60 **E2103RT 20TV** ■ 71-a
- 15x60 **E2103RT 15TV** ■ 72
- 10x60 **E2103RT 10TV** ■ 73



- Lamellare Beige
- 30x30 **E2103DEC 30** ● 35



Sabbia



- 30x60 **E2119RT 36** ■ 71
- 20x60 **E2119RT 20TV** ■ 71-a
- 15x60 **E2119RT 15TV** ■ 72
- 10x60 **E2119RT 10TV** ■ 73



- Lamellare Sabbia
- 30x30 **E2119DEC 30** ● 35



- Bacchetta Satinato Cromo Rettificato
- 1,5x60 **BM0326S 60** ● 25

- Angolo New York
- 1,5x1,5 **STY99A ANG** ● 1

- Quarter Round Satinato Cromo Rettificato
- 1x60 **QM0226S 60** ● 31

pezzi speciali

Battiscopa
9,5x60

● 15




Torello con
griglia 5x60

● 59



Angolo Torello con
griglia 5x60

▲ 77



Avorio	E2102A BATT	E2102TOROG60	E2102SNDXG60
Beige	E2103A BATT	E2103TOROG60	E2103SNDXG60
Sabbia	E2119A BATT	E2119TOROG60	E2119SNDXG60

Oro



30x60 **E2122RT 36** ■ 71
 20x60 **E2122RT 20TV** ■ 71-a
 15x60 **E2122RT 15TV** ■ 72
 10x60 **E2122RT 10TV** ■ 73



Lamellare Oro
 30x30 **E2122DEC 30** ● 35



Grigio




30x60 **E2106RT 36** ■ 71
 20x60 **E2106RT 20TV** ■ 71-a
 15x60 **E2106RT 15TV** ■ 72
 10x60 **E2106RT 10TV** ■ 73



Lamellare Grigio
 30x30 **E2106DEC 30** ● 35



Fumo



30x60 **E2126RT 36** ■ 71
 20x60 **E2126RT 20TV** ■ 71-a
 15x60 **E2126RT 15TV** ■ 72
 10x60 **E2126RT 10TV** ■ 73



Lamellare Fumo
 30x30 **E2126DEC 30** ● 35



Bacchetta Satinato Cromo Rettificato
 1,5x60 **BM0326S 60** ● 25

Angolo New York
 1,5x1,5 **STY99A ANG** ● 1

Quarter Round Satinato Cromo Rettificato
 1x60 **QM0226S 60** ● 31

pezzi speciali

Battiscopa
 9,5x60

● 15




Torello con
 griglia 5x60

● 59



Angolo Torello con
 griglia 5x60

▲ 77



Oro	E2122A BATT	E2122TOROG60	E2122SNDXG60
Grigio	E2106A BATT	E2106TOROG60	E2106SNDXG60
Fumo	E2126A BATT	E2126TOROG60	E2126SNDXG60

flowing



naturale
rettificato



antiscivolo



pesi imballi

naturale


rettificato

antiscivolo


naturale



50x50-20"x20"



33,3x50-13"x20"



33,3x33,3-13"x13"

rettificato



49x49-19,3"x19,3"

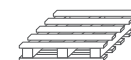
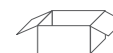


16,3x49-6,3"x19,3"

antiscivolo



50x50-20"x20"



			PZ	MQ	KG	BOX	MQ	KG
Fondo Naturale	50x50	MQ	6	1,5114	31,40	24	36,2736	773
Fondo Naturale	33,3x50	MQ	6	1,0038	23,25	48	48,1824	1.135
Fondo Naturale	33,3x33,3	MQ	10	1,1090	23,90	44	48,7960	1.070
Bacchetta New York	1,5x50	PZ	12	-	1,90	-	-	-
Angolo New York	1,5x1,5	PZ	12	-	0,05	-	-	-
Treccia Londra	5x33,3	PZ	6	-	1,86	-	-	-
Battiscopa	8x33,3	PZ	21	-	11,76	-	-	-
Battiscopa	9,5x50	PZ	10	-	9,64	-	-	-
Gradino Step [*]	33,3x33,3	PZ	10	-	20,70	-	-	-
Torello con Griglia [*]	6x33,3	PZ	8	-	5,01	-	-	-
AngoloTorello con Griglia [2pz] [*]	6x36	PA	2x4	-	5,09	-	-	-
Fondo Rettificato	49x49	MQ	6	1,4406	31,30	24	34,5744	770
Fondo Rettificato	16,3x49	MQ	12	0,9588	20,06	39	37,3932	801
Bacchetta Metal	1,5x49	PZ	12	-	1,86	-	-	-
Angolo New York	1,5x1,5	PZ	12	-	0,05	-	-	-
Mosaico Hi-Tech	16,3x49	PZ	10	-	16,60	-	-	-
Treccia Roma	4x49	PZ	6	-	2,13	-	-	-
Fascia Roma A / B	16,3x49	PZ	1	-	1,22	-	-	-
Battiscopa	9,5x49	PZ	10	-	9,60	-	-	-
Fondo Antiscivolo	50x50	MQ	6	1,5114	31,52	24	36,2736	775

[*] Articoli unicamente a richiesta / Available only by special order / Articles uniquement sur demande / Nur auf Wunsch gefertigten Artikel



Crema naturale



50x50 **FLO03 50** ■ 63
 33,3x50 **FLO03 35** ■ 61
 33,3x33,3 **FLO03 33** ■ 58



Treccia Londra Chiaro
 5x33,3 **FLO1917A TRC** ● 40



Bacchetta New York
 1,5x50 **STY99A BAC** ● 21




Angolo New York
 1,5x1,5 **STY99A ANG** ● 1

Crema rettificato



49x49 **FLO03RT 49** ■ 71
 16,3x49 **FLO03RT 49TV** ■ 72



Mosaico Crema
 16,3x49 **FLO03MOSAICO** ● 23



Bacchetta Metal
 1,5x49 **PO99A BAC** ● 20



Angolo New York
 1,5x1,5 **STY99A ANG** ● 1



Fascia A Roma Chiaro
 16,3x49 **FLO0325A 49TV** ● 80



Fascia B Roma Chiaro
 16,3x49 **FLO0335A 49TV** ● 80



Treccia Roma Crema
 4x49 **FLO0327A TRC** ● 64



Crema antiscivolo



50x50 **FWG03 50** ■ 64-a

pezzi speciali

Battiscopa 8x33,3 ● 4 FLO03A BATT	Battiscopa 9,5x49 ● 11 FLO03A BATT49	Battiscopa 9,5x50 ● 10 FLO03A BATT50
Step 33,3x33,3 ● 22 FLO03A 33STP	Torello con griglia 6x33,3 ● 41 T0603TOROGF33	Angolo Torello con griglia 6x36 ▲ 68 T0603SNDXGF33

Grigio naturale



50x50	FLO06 50	■ 63
33,3x50	FLO06 35	■ 61
33,3x33,3	FLO06 33	■ 58



Treccia Londra Scuro
5x33,3 **FLO2617A TRC** ● 40



Bacchetta New York
1,5x50 **STY99A BAC** ● 21



Angolo New York
1,5x1,5 **STY99A ANG** ● 1

Grigio rettificato



49x49	FLO06RT 49	■ 71
16,3x49	FLO06RT 49TV	■ 72



Mosaico Grigio
16,3x49 **FLO06MOSAICO** ● 23



Bacchetta Metal
1,5x49 **P099A BAC** ● 20



Angolo New York
1,5x1,5 **STY99A ANG** ● 1



Fascia A Roma Scuro
16,3x49 **FLO0625A 49TV** ● 80



Fascia B Roma Scuro
16,3x49 **FLO0635A 49TV** ● 80



Treccia Roma Grigio
4x49 **FLO0627A TRC** ● 64

Grigio antiscivolo



50x50 **FWG06 50** ■ 64-a

pezzi speciali

Battiscopa 8x33,3 ● 4 FLO06A BATT	Battiscopa 9,5x49 ● 11 FLO06A BATT49	Battiscopa 9,5x50 ● 10 FLO06A BATT50
--	---	---

Step 33,3x33,3 ● 22 FLO06A 33STP	Torello con griglia 6x33,3 ● 41 T0706TOROGF33	Angolo Torello con griglia 6x36 ▲ 68 T0706SNDXGF33
---	--	---

Fumo naturale



50x50 **FLO26 50** ■ 64
 33,3x50 **FLO26 35** ■ 63
 33,3x33,3 **FLO26 33** ■ 61



Treccia Londra Scuro
 5x33,3 **FLO2617A TRC** ● 40



Bacchetta New York
 1,5x50 **STY99A BAC** ● 21



Angolo New York
 1,5x1,5 **STY99A ANG** ● 1

Fumo rettificato



49x49 **FLO26RT 49** ■ 71
 16,3x49 **FLO26RT 49TV** ■ 72



Mosaico Fumo
 16,3x49 **FLO26MOSAICO** ● 23



Bacchetta Metal
 1,5x49 **PO99A BAC** ● 20



Angolo New York
 1,5x1,5 **STY99A ANG** ● 1



Fascia A Roma Scuro
 16,3x49 **FLO0625A 49TV** ● 80



Fascia B Roma Scuro
 16,3x49 **FLO0635A 49TV** ● 80



Treccia Roma Fumo
 4x49 **FLO2627A TRC** ● 64



Fumo antiscivolo



50x50 **FWG26 50** ■ 65

pezzi speciali

Battiscopa
 8x33,3

● 4

FLO26A BATT

Battiscopa
 9,5x49

● 11

FLO26A BATT49

Battiscopa
 9,5x50

● 10

FLO26A BATT50

Step
 33,3x33,3

● 22

FLO26A 33STP

Torello con griglia
 6x33,3

● 41

T0126TOROGF33

Angolo Torello con griglia
 6x36

▲ 68


T0126SNDXGF33




indian stone




anticato



50x50-20"x20"

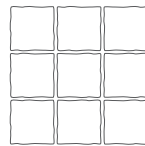


33,3x50-13"x20"

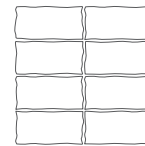


33,3x33,3-13"x13"

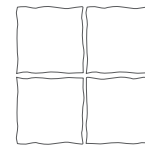
burattato



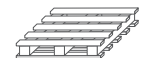
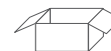
11x11-4¹/₂"x4¹/₂"



8,2x16,6-3"x6¹/₂"



16,6x16,6-6¹/₂"x6¹/₂"



pesi imballi

			PZ	MQ	KG	BOX	MQ	KG
Fondo Anticato	50x50	MQ	6	1,5114	31,10	24	36,2736	765
Fondo Anticato	33,3x33,3	MQ	10	1,1090	23,20	44	48,7960	1.040
Fondo Anticato	33,3x50	MQ	6	1,0038	23,25	48	48,1824	1.135
Fondo Burattato	16,6x16,6	MQ	20	0,5546	11,50	69	38,2674	812
Fondo Burattato	11x11	MQ	46	0,5667	11,48	75	42,5025	880
Fondo Burattato	8,2x16,6	MQ	46	0,6260	13,10	50	31,3000	674
Treccia Silver / Bronze	5,5x50	PZ	6	-	4,32	-	-	-
Tozzetto Silver / Bronze	16,6x16,6	PZ	6	-	3,48	-	-	-
Tozzetto Silver / Bronze	11x11	PZ	6	-	1,53	-	-	-
V-Cap	5,5x33,3	PZ	12	-	4,98	-	-	-
C-Cap	H6	PZ	20	-	0,98	-	-	-
Quarter Round	2,8x33,3	PZ	12	-	2,04	-	-	-
Beak	H 2,8	PZ	18	-	0,45	-	-	-
Bullnose Lineare	16,6x16,6	PZ	18	-	10,98	-	-	-
Bullnose Angolare	16,6x16,6	PZ	6	-	3,66	-	-	-
Bullnose Lineare	11x11	PZ	24	-	7,08	-	-	-
Bullnose Angolare	11x11	PZ	8	-	1,84	-	-	-
Bullnose Lineare	8,2x16,6	PZ	18	-	5,58	-	-	-
Battiscopa	7,5x33,3	PZ	21	-	11,34	-	-	-



Desert Sand anticato PEI 5



50x50	IND19 50ANT	65
33,3x50	IND19 35ANT	64
33,3x33,3	IND19 33ANT	63



Treccia Silver	5,5x50 IND2617A TRC	44
----------------	---------------------	----

Desert Sand burattato



11x11	IND19 TZ11	73
8,2x16,6	IND19 TV8	72
16,6x16,6	IND19 TZ16B	72



Tozzetto Silver Sand	16,6x16,6 IND1921A 16TZ	41
----------------------	-------------------------	----



Tozzetto Silver Sand	11x11 IND1911A 11TZ	37
----------------------	---------------------	----

Harvest Sunset anticato PEI 5



50x50	IND22 50ANT	65
33,3x50	IND22 35ANT	64
33,3x33,3	IND22 33ANT	63



Treccia Silver	5,5x50 IND2617A TRC	44
----------------	---------------------	----

Harvest Sunset burattato



11x11	IND22 TZ11	73
8,2x16,6	IND22 TV8	72
16,6x16,6	IND22 TZ16B	72



Tozzetto Silver Sunset	16,6x16,6 IND2221A 16TZ	41
------------------------	-------------------------	----



Tozzetto Silver Sunset	11x11 IND2211A 11TZ	37
------------------------	---------------------	----

pezzi speciali

	Battiscopa 7,5x33,3	V-Cap 5,5x33,3	C-Cap H6	Quarter Round 2,8x33,3	Beak H2,8
	4	39	36	23	32
Desert Sand	IND19ANT BATT	IND19 V-CAP	IND19 C-CAP	IND19 Q-ROUND	IND19 BEAK
Harvest Sunset	IND22ANT BATT	IND22 V-CAP	IND22 C-CAP	IND22 Q-ROUND	IND22 BEAK
	Bullnose Lineare 16,6x16,6	Bullnose Angolare 16,6x16,6	Bullnose Lineare 11x11	Bullnose Angolare 11x11	Bullnose Lineare 8,2x16,6
	3	10	3	18	3
Desert Sand	IND19 BN16	IND19 BNANG16	IND19 BN11	IND19 BNANG11	IND19 BN8
Harvest Sunset	IND22 BN16	IND22 BNANG16	IND22 BN11	IND22 BNANG11	IND22 BN8

Autumn Rust anticato PEI 5



50x50	IND31 50ANT	65
33,3x50	IND31 35ANT	64
33,3x33,3	IND31 33ANT	63



Treccia Bronze	5,5x50 IND2317A TRC	44
----------------	---------------------	----



Autumn Rust burattato



11x11	IND31 TZ11	73
8,2x16,6	IND31 TV8	72
16,6x16,6	IND31 TZ16B	72



Tozzetto Bronze Rust	16,6x16,6 IND3121A 16TZ	41
----------------------	-------------------------	----



Tozzetto Bronze Rust	11x11 IND3111A 11TZ	37
----------------------	---------------------	----

Multicolor anticato PEI 5



50x50	IND38 50ANT	65
33,3x50	IND38 35ANT	64
33,3x33,3	IND38 33ANT	63



Treccia Bronze	5,5x50 IND2317A TRC	44
----------------	---------------------	----



Multicolor burattato



11x11	IND38 TZ11	73
8,2x16,6	IND38 TV8	72
16,6x16,6	IND38 TZ16B	72



Tozzetto Bronze Multicolor	16,6x16,6 IND3821A 16TZ	41
----------------------------	-------------------------	----



Tozzetto Bronze Multicolor	11x11 IND3811A 11TZ	37
----------------------------	---------------------	----

		pezzi speciali				
		Battiscopa 7,5x33,3 4	V-Cap 5,5x33,3 39	C-Cap h6 36	Quarter Round 2,8x33,3 23	Beak H2,8 32
Autumn Rust		IND31ANT BATT	IND31 V-CAP	IND31 C-CAP	IND31 Q-ROUND	IND31 BEAK
Multicolor		IND38ANT BATT	IND38 V-CAP	IND38 C-CAP	IND38 Q-ROUND	IND38 BEAK
		Bullnose Lineare 16,6x16,6 3	Bullnose Angolare 16,6x16,6 10	Bullnose Lineare 11x11 3	Bullnose Angolare 11x11 18	Bullnose Lineare 8,2x16,6 3
Autumn Rust		IND31 BN16	IND31 BNANG16	IND31 BN11	IND31 BNANG11	IND31 BN8
Multicolor		IND38 BN16	IND38 BNANG16	IND38 BN11	IND38 BNANG11	IND38 BN8

madreterra



antiscivolo

pesi imballi

naturale

antiscivolo



50x50-20"x20"



33,3x33,3-13"x13"

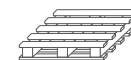


16,6x33,3-6^{1/2}"x13"

antiscivolo



50x50-20"x20"



			PZ	MQ	KG	BOX	MQ	KG
Fondo	50x50	MQ	6	1,5114	33,24	24	36,2736	817
Fondo	33,3x33,3	MQ	10	1,1090	24,77	44	48,7960	1.108
Fondo	16,6x33,3	MQ	20	1,1090	24,42	42	46,5780	1.045
Treccia Maiolica	5x33,3	PZ	6	-	2,14	-	-	-
Rosone Maiolica	33,3x33,3	PZ	1	-	2,54	-	-	-
Treccia Legno	8x33,3	PZ	6	-	3,31	-	-	-
Inserito Legno	16,6x16,6	PA	4x1	-	0,84	-	-	-
Tozzetto	5,5x5,5	PA	9x1	-	0,60	-	-	-
Battiscopa	7,5x33,3	PZ	21	-	12,40	-	-	-
Elemento L piegato [*]	33,3x15xH4,5	PZ	8	-	9,68	-	-	-
Gradino Step [*]	33,3x33,3	PZ	10	-	21,48	-	-	-
Elemento Scala [*]	24x32xH5	PZ	4	-	8,00	-	-	-
Angolo Scala [*]	32x32x5	PA	2x2	-	5,97	-	-	-
Scamillo Destro [*]	7,5x33,3	PZ	21	-	11,34	-	-	-
Scamillo Sinistro [*]	7,5x33,3	PZ	21	-	11,34	-	-	-
Fondo Antiscivolo	50x50	MQ	6	1,5114	33,24	24	36,2736	816
Elemento L [*]	50x15xH4,5	PZ	4	-	8,32	-	-	-

[*] Articoli unicamente a richiesta / Available only by special order / Articles uniquement sur demande / Nur auf Wunsch gefertigten Artikel



Avorio



50x50 **MRT02 50** ■ 66
33,3x33,3 **MRT02 33** ■ 64



Rosone Maiolica
33,3x33,3 **MRT99 ROSONE** ● 73-a



Treccia Maiolica
5x33,3 **MRT9927A TRC** ● 41-a



Treccia Legno Antracite
8x33,3 **MRT2617A TRC** ● 49



Inserto Legno Antracite (4pz)
16,6x16,6 **MRT2611A INS** ▲ 78



Tozzetto Avorio (9pz)
5,5x5,5 **MRT02 5TZ** ▲ 3

Avorio antiscivolo



50x50 **MAD02 50** ■ 68

pezzi speciali

Battiscopa
7,5x33,3

● 4

MRT02A BATT

Elemento L Piegato
33,3x15xH4,5

● 35-a

MRT02ELLE 33

Elemento L Piegato
50x15xH4,5

● 54

MAD02ELLE 50

Gradino Step
33,3x33,3

● 22

MRT02A 33STP

Elemento Scala
24x32xH5

● 63

MRT02SCALA

Angolo Scala
L32x32xH5

▲ 74-a

MRT02ANGSCALA

Scamillo Destro
7,5x33,3

● 20

MRT02SCAMI DX

Scamillo Sinistro
7,5x33,3

● 20

MRT02SCAMI SN

Rosato



50x50 **MRT05 50** ■ 66
 33,3x33,3 **MRT05 33** ■ 64
 16,6x33,3 **MRT05TV 16** ■ 64-b



Rosone Maiolica
 33,3x33,3 **MRT99 ROSONE** ● 73-a



Treccia Maiolica
 5x33,3 **MRT9927A TRC** ● 41-a



Treccia Legno Rosso
 8x33,3 **MRT1117A TRC** ● 49



Inserto Legno Rosso (4pz)
 16,6x16,6 **MRT1111A INS** ▲ 78



Tozzetto Rosato (9pz)
 5,5x5,5 **MRT05 5TZ** ▲ 3

Rosato antiscivolo



50x50 **MAD05 50** ■ 68

pezzi speciali

<p>Battiscopa 7,5x33,3 ● 4</p> <p>MRT05A BATT</p>	<p>Elemento L Piegato 33,3x15xH4,5 ● 35-a</p> <p>MRT05ELLE 33</p>	<p>Elemento L Piegato 50x15xH4,5 ● 54</p> <p>MAD05ELLE 50</p>	<p>Gradino Step 33,3x33,3 ● 22</p> <p>MRT05A 33STP</p>
<p>Elemento Scala 24x32xH5 ● 63</p> <p>MRT05SCALA</p>	<p>Angolo Scala L32x32xH5 ▲ 74-a</p> <p>MRT05ANGSCALA</p>	<p>Scamillo Destro 7,5x33,3 ● 20</p> <p>MRT05SCAMI DX</p>	<p>Scamillo Sinistro 7,5x33,3 ● 20</p> <p>MRT05SCAMI SN</p>

Tabacco



50x50 **MRT21 50** ■ 66
 33,3x33,3 **MRT21 33** ■ 64
 16,6x33,3 **MRT21TV 16** ■ 64-b



Treccia Legno Rosso
 8x33,3 **MRT1117A TRC** ● 49



Rosone Maiolica
 33,3x33,3 **MRT99 ROSONE** ● 73-a



Inserto Legno Rosso (4pz)
 16,6x16,6 **MRT1111A INS** ▲ 78



Treccia Maiolica
 5x33,3 **MRT9927A TRC** ● 41-a



Tozzetto Tabacco (9pz)
 5,5x5,5 **MRT21 5TZ** ▲ 3

Rosso



33,3x33,3 **MRT11 33** ■ 64
 16,6x33,3 **MRT11TV 16** ■ 64-b



Treccia Legno Rosso
 8x33,3 **MRT1117A TRC** ● 49



Rosone Maiolica
 33,3x33,3 **MRT99 ROSONE** ● 73-a



Inserto Legno Rosso (4pz)
 16,6x16,6 **MRT1111A INS** ▲ 78



Treccia Maiolica
 5x33,3 **MRT9927A TRC** ● 41-a



Tozzetto Rosso (9pz)
 5,5x5,5 **MRT11 5TZ** ▲ 3

pezzi speciali			
	Battiscopa 7,5x33,3 ● 4	Elemento L Piegato 33,3x15xH4,5 ● 35-a	Gradino Step 33,3x33,3 ● 22
Tabacco	MRT21A BATT	MRT21ELLE 33	MRT21A 33STP
Rosso	MRT11A BATT	MRT11ELLE 33	MRT11A 33STP
	Elemento Scala 24x32xH5 ● 63	Angolo Scala L32x32xH5 ▲ 74-a	Scamillo Destro 7,5x33,3 ● 20
Tabacco	MRT21SCALA	MRT21ANGSCALA	MRT21SCAMI DX
			Scamillo Sinistro 7,5x33,3 ● 20
			MRT21SCAMI SN



materia



formato 20x20 - 20x40



formato 30x60 - 60x60



naturale




spazzolato

pesi imballi

naturale

spazzolato

naturale



60x60-24"x24"



30x60-12"x24"




20x20-8"x8"



20x40-8"x16"

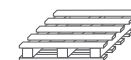
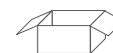
spazzolato



60x60-24"x24"



30x60-12"x24"



			PZ	MQ	KG	BOX	MQ	KG
Naturale	20x20	MQ	22	0,8800	22,00	68	59,8400	1.515
Naturale	20x40	MQ	11	0,8800	18,71	54	47,5200	1.029
Naturale	60x60	MQ	3	1,0800	23,71	32	34,5600	778
Naturale	30x60	MQ	6	1,0800	23,60	40	43,2000	963
Battiscopa Naturale	9,5x40	PZ	18	-	15,40	-	-	-
Elemento Elle Naturale [*]	15x30xh5	PZ	6	-	7,64	-	-	-
Gradino Step Naturale [*]	30x60	PZ	6	-	24,00	-	-	-
Scamillo destro Naturale [2pz] [*]	9,5x40	PA	2x9	-	15,40	-	-	-
Scamillo sinistro Naturale [2pz] [*]	9,5x40	PA	2x9	-	15,40	-	-	-
Spazzolato	60x60	MQ	3	1,0800	23,71	32	34,5600	778
Spazzolato	30x60	MQ	6	1,0800	23,60	40	43,2000	963
Mosaico Spazzolato (su rete)	30x30	MQ	6	-	10,98	-	-	-
Battiscopa Spazzolato	9,5x60	PZ	10	-	12,15	-	-	-
Gradino Step Spazzolato [*]	30x60	PZ	6	-	24,00	-	-	-
Torello con griglia Spazzolato [*]	4x60	PZ	4	-	4,00	-	-	-
Angolo Torello con griglia Spazzolato (2pz) [*]	4x61	PA	2x1	-	2,00	-	-	-
Scamillo destro Spazzolato [2pz] [*]	9,5x30	PA	2x9	-	11,00	-	-	-
Scamillo sinistro Spazzolato [2pz] [*]	9,5x30	PA	2x9	-	11,00	-	-	-

[*] Articoli unicamente a richiesta / Available only by special order / Articles uniquement sur demande / Nur auf Wunsch gefertigten Artikel



Ambra Naturale



60x60 **MAT31 60** ■ 70
30x60 **MAT31 36** ■ 64-a

Ambra Naturale



20x20 **MAT31 22** ■ 64-a
20x40 **MAT31 40** ■ 64-a

Ambra Spazzolato

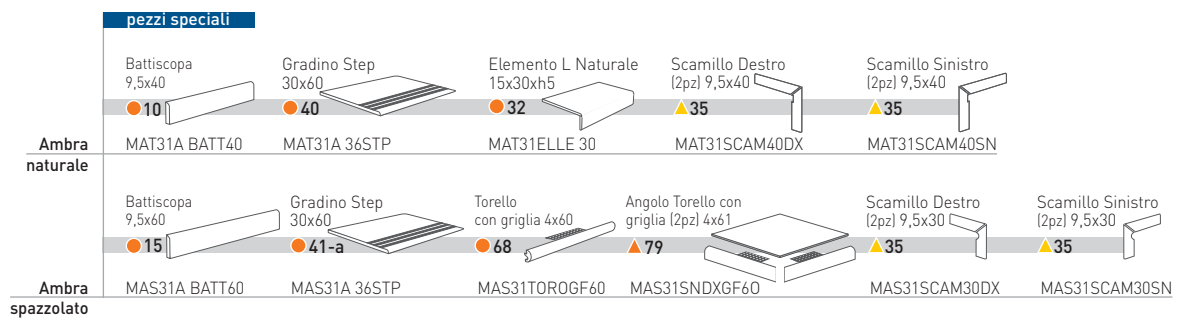


60x60 **MAS31 60** ■ 72-a
30x60 **MAS31 36** ■ 71



Mosaico Ambra Spazzolato
30x30 **MAS31MOSAICO** ● 34

NELLA POSA A MODULO SI RACCOMANDA DI POSARE IL 20x20 CON IL 20x40 E IL 30x60 CON IL 60x60. NON POSARE I QUATTRO FORMATI INSIEME.
In case of modular laying, lay the 20x20 with the 20x40 tiles and the 30x60 with the 60x60 tiles. Do not lay the four tile sizes together - Lors de la pose à module, il est recommandé de poser le format 20x20 avec le format 20x40 et le format 30x60 avec le format 60x60. Ne pas poser les quatre formats ensemble - Bei der modularen Verlegung wird empfohlen, das Format 20x20 mit dem Format 20x40 und das Format 30x60 mit dem Format 60x60 zu verlegen. Die vier Formate nicht zusammen verlegen.



Beige Naturale



60x60 **MAT03 60** ■ 70
30x60 **MAT03 36** ■ 64-a

Beige Naturale



20x20 **MAT03 22** ■ 64-a
20x40 **MAT03 40** ■ 64-a

materia

Beige Spazzolato



60x60 **MAS03 60** ■ 72-a
30x60 **MAS03 36** ■ 71



Mosaico Beige Spazzolato
30x30 **MAS03MOSAICO** ● 34

NELLA POSA A MODULO SI RACCOMANDA DI POSARE IL 20x20 CON IL 20x40 E IL 30x60 CON IL 60x60. NON POSARE I QUATTRO FORMATI INSIEME.
In case of modular laying, lay the 20x20 with the 20x40 tiles and the 30x60 with the 60x60 tiles. Do not lay the four tile sizes together - Lors de la pose à module, il est recommandé de poser le format 20x20 avec le format 20x40 et le format 30x60 avec le format 60x60. Ne pas poser les quatre formats ensemble - Bei der modularen Verlegung wird empfohlen, das Format 20x20 mit dem Format 20x40 und das Format 30x60 mit dem Format 60x60 zu verlegen. Die vier Formate nicht zusammen verlegen.

	pezzi speciali					
Beige naturale	Battiscopa 9,5x40 ● 10	Gradino Step 30x60 ● 40	Elemento L Naturale 15x30xh5 ● 32	Scamillo Destro (2pz) 9,5x40 ▲ 35	Scamillo Sinistro (2pz) 9,5x40 ▲ 35	
	MAT03A BATT40	MAT03A 36STP	MAT03ELLE 30	MAT03SCAM40DX	MAT03SCAM40SN	
Beige spazzolato	Battiscopa 9,5x60 ● 15	Gradino Step 30x60 ● 41-a	Torello con griglia 4x60 ● 68	Angolo Torello con griglia (2pz) 4x61 ▲ 79	Scamillo Destro (2pz) 9,5x30 ▲ 35	Scamillo Sinistro (2pz) 9,5x30 ▲ 35
	MAS03A BATT60	MAS03A 36STP	MAS03TOROGF60	MAS03SNDXGF60	MAS03SCAM30DX	MAS03SCAM30SN

Grigio Naturale



60x60 **MAT06 60** ■ 70
30x60 **MAT06 36** ■ 64-a

Grigio Naturale



20x20 **MAT06 22** ■ 64-a
20x40 **MAT06 40** ■ 64-a

Grigio Spazzolato

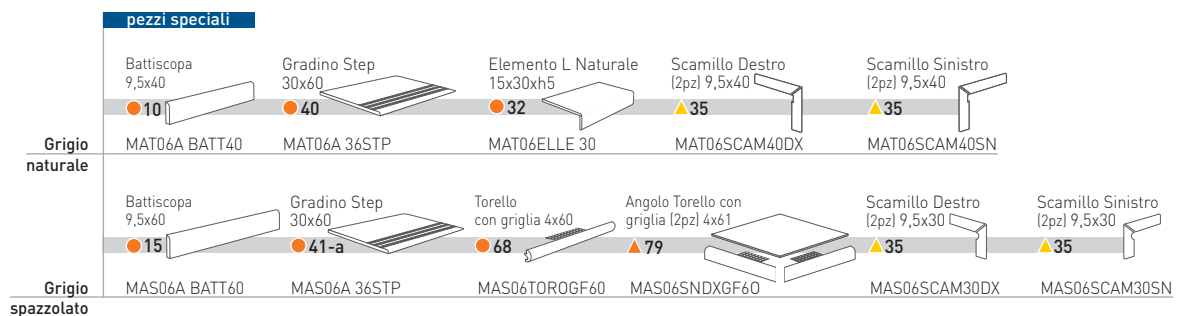


60x60 **MAS06 60** ■ 72-a
30x60 **MAS06 36** ■ 71



Mosaico Grigio Spazzolato
30x30 **MAS06MOSAICO** ● 34

NELLA POSA A MODULO SI RACCOMANDA DI POSARE IL 20x20 CON IL 20x40 E IL 30x60 CON IL 60x60. NON POSARE I QUATTRO FORMATI INSIEME.
In case of modular laying, lay the 20x20 with the 20x40 tiles and the 30x60 with the 60x60 tiles. Do not lay the four tile sizes together - Lors de la pose à module, il est recommandé de poser le format 20x20 avec le format 20x40 et le format 30x60 avec le format 60x60. Ne pas poser les quatre formats ensemble - Bei der modularen Verlegung wird empfohlen, das Format 20x20 mit dem Format 20x40 und das Format 30x60 mit dem Format 60x60 zu verlegen. Die vier Formate nicht zusammen verlegen.



Nero Naturale



60x60 **MAT09 60** ■ 70
30x60 **MAT09 36** ■ 64-a

Nero Naturale



20x20 **MAT09 22** ■ 64-a
20x40 **MAT09 40** ■ 64-a

materia

Nero Spazzolato

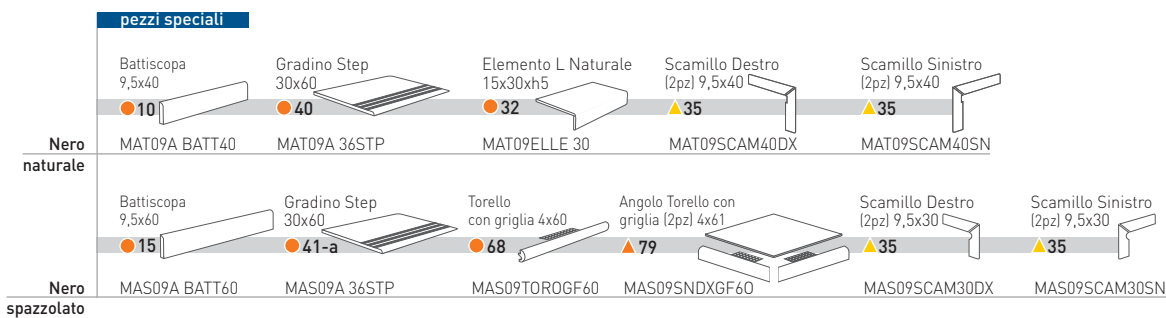


60x60 **MAS09 60** ■ 72-a
30x60 **MAS09 36** ■ 71



Mosaico Nero Spazzolato
30x30 **MAS09MOSAICO** ● 34

NELLA POSA A MODULO SI RACCOMANDA DI POSARE IL 20x20 CON IL 20x40 E IL 30x60 CON IL 60x60. NON POSARE I QUATTRO FORMATI INSIEME.
In case of modular laying, lay the 20x20 with the 20x40 tiles and the 30x60 with the 60x60 tiles. Do not lay the four tile sizes together - Lors de la pose à module, il est recommandé de poser le format 20x20 avec le format 20x40 et le format 30x60 avec le format 60x60. Ne pas poser les quatre formats ensemble - Bei der modularen Verlegung wird empfohlen, das Format 20x20 mit dem Format 20x40 und das Format 30x60 mit dem Format 60x60 zu verlegen. Die vier Formate nicht zusammen verlegen.



mood



naturale

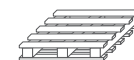
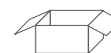


50x50-20"x20"

lappato rettificato



49x49-19,3"x19,3"



pesi imballi

naturale

lappato rettificato


PZ MQ KG BOX MQ KG

			PZ	MQ	KG	BOX	MQ	KG
Fondo Naturale	50x50	MQ	6	1,5114	33,00	24	36,2736	811
Muretto	16,5x50	PZ	6	-	10,80	-	-	-
Treccia Stile	7x50	PZ	6	-	4,35	-	-	-
Bacchetta New York	1,5x50	PZ	12	-	1,90	-	-	-
Angolo New York	1,5x1,5	PZ	12	-	0,05	-	-	-
Battiscopa	9,5x50	PZ	10	-	11,08	-	-	-
Gradino Step [*]	50x50	PZ	4	-	22,22	-	-	-
Torello con griglia [*]	5x50	PZ	4	-	2,67	-	-	-
Angolo Torello con griglia [2pz] [*]	5x50	PA	2x2	-	2,67	-	-	-
Torello Metal 50 [*]	3,5x50	PZ	4	-	2,68	-	-	-
Angolo Torello Metal 50 [2pz] [*]	3,5x51,5	PA	2x2	-	2,68	-	-	-
Fondo Lappato Rettificato	49x49	MQ	6	1,4406	32,70	24	34,5744	804
Mosaico Lappato	16,3x49	PZ	6	-	10,24	-	-	-
Muretto Lappato	16,3x49	PZ	6	-	9,63	-	-	-
Bacchetta Metal	1,5x49	PZ	12	-	1,86	-	-	-
Angolo New York	1,5x1,5	PZ	12	-	0,05	-	-	-
Ground Satinato Cromo	1x49	PZ	4	-	0,57	-	-	-
Battiscopa	9,5x49	PZ	10	-	10,97	-	-	-
Torello Metal 49 [*]	3,5x49	PZ	4	-	2,68	-	-	-
Angolo Torello Metal 49 [2pz] [*]	3,5x50,5	PA	2x2	-	2,68	-	-	-

[*] Articoli unicamente a richiesta / Available only by special order / Articles uniquement sur demande / Nur auf Wunsch gefertigten Artikel



Avorio naturale



50x50 **MOD02 50** ■ 64



Muretto Mood Avorio
16,5x50 **MOD02 MURETTO** ● 35



Treccia Stile Miele
7x50 **MOD2217A TRC** ● 43



Bacchetta New York
1,5x50 **STY99A BAC** ● 21




Angolo New York
1,5x1,5 **STY99A ANG** ● 1

Avorio lappato rettificato



49x49 **MOD02RT 49LAP** ■ 71-a



Mosaico Lappato Avorio
16,3x49 **MOD02LAPMSC** ● 35



Muretto Lappato Avorio
16,3x49 **MOD02LAPMRT** ● 21



Bacchetta Metal
1,5x49 **P099A BAC** ● 20



Qround Satinato Cromo
1x49 **QM0126S 49** ● 32



Angolo New York
1,5x1,5 **STY99A ANG** ● 1


pezzi speciali

	Battiscopa 9,5x50 ● 10	Gradino Step 50x50 ● 33	Torello con griglia 5x50 ● 47-a	Angolo Torello con griglia 5x50 ▲ 73	Torello Metal 50 3,5x50 ● 70-a	Angolo Torello Metal 50 3,5x51,5 ▲ 83
Naturale	MOD02A BATT50	MOD02A 50STP	MOD02TOROG50	MOD02SNDXG50	TM01 50	TM01SNDX 50
Lappato	MOD02A LAPBAT	TM01 49	TM01SNDX 49			


Miele naturale



50x50 **MOD22 50** ■ 64



Muretto Mood Miele
16,5x50 **MOD22 MURETTO** ● 35



Treccia Stile Miele
7x50 **MOD2217A TRC** ● 43



Bacchetta New York
1,5x50 **STY99A BAC** ● 21



Angolo New York
1,5x1,5 **STY99A ANG** ● 1

mood

Miele lappato rettificato



49x49 **MOD22RT 49LAP** ■ 71-a



Mosaico Lappato Miele
16,3x49 **MOD22LAPMSC** ● 35



Muretto Lappato Miele
16,3x49 **MOD22LAPMRT** ● 21



Bacchetta Metal
1,5x49 **P099A BAC** ● 20



Angolo New York
1,5x1,5 **STY99A ANG** ● 1



Qround Satinato Cromo
1x49 **QM0126S 49** ● 32


pezzi speciali

	<p>Battiscopa 9,5x50 ● 10</p>	<p>Gradino Step 50x50 ● 33</p>	<p>Torello con griglia 5x50 ● 47-a</p>	<p>Angolo Torello con griglia 5x50 ▲ 73</p>	<p>Torello Metal 50 3,5x50 ● 70-a</p>	<p>Angolo Torello Metal 50 3,5x51,5 ▲ 83</p>
Naturale	MOD22A BATT50	MOD22A 50STP	MOD22TOROG50	MOD22SNDXG50	TM01 50	TM01SNDX 50
Lappato	<p>Battiscopa 9,5x49 ● 14</p>	<p>Torello Metal 49 3,5x49 ● 70-a</p>	<p>Angolo Torello Metal 49 3,5x50,5 ▲ 83</p>			
	MOD22A LAPBAT	TM01 49	TM01SNDX 49			

Moka naturale



50x50 **MOD23 50** ■ 64



Muretto Mood Moka
16,5x50 **MOD23 MURETTO** ● 35



Treccia Stile Miele
7x50 **MOD2217A TRC** ● 43



Bacchetta New York
1,5x50 **STY99A BAC** ● 21



Angolo New York
1,5x1,5 **STY99A ANG** ● 1

Moka lappato rettificato



49x49 **MOD23RT 49LAP** ■ 71-a



Mosaico Lappato Moka
16,3x49 **MOD23LAPMSC** ● 35



Muretto Lappato Moka
16,3x49 **MOD23LAPMRT** ● 21



Bacchetta Metal
1,5x49 **P099A BAC** ● 20



Ground Satinato Cromo
1x49 **QM0126S 49** ● 32




Angolo New York
1,5x1,5 **STY99A ANG** ● 1


pezzi speciali

	Battiscopa 9,5x50 ● 10	Gradino Step 50x50 ● 33	Torello con griglia 5x50 ● 47-a	Angolo Torello con griglia 5x50 ▲ 73	Torello Metal 50 3,5x50 ● 70-a	Angolo Torello Metal 50 3,5x51,5 ▲ 83
Naturale	MOD23A BATT50	MOD23A 50STP	MOD23TOROG50	MOD23SNDXG50	TM01 50	TM01SNDX 50
Lappato	MOD23A LAPBAT	TM01 49	TM01SNDX 49			

Perla naturale



50x50 **MOD10 50** ■ 64



Muretto Mood Perla
16,5x50 **MOD10 MURETTO** ● 35



Treccia Stile Grigio
7x50 **MOD0617A TRC** ● 43



Bacchetta New York
1,5x50 **STY99A BAC** ● 21



Angolo New York
1,5x1,5 **STY99A ANG** ● 1

Perla lappato rettificato



49x49 **MOD10RT 49LAP** ■ 71-a



Mosaico Lappato Perla
16,3x49 **MOD10LAPMSC** ● 35



Muretto Lappato Perla
16,3x49 **MOD10LAPMRT** ● 21



Bacchetta Metal
1,5x49 **P099A BAC** ● 20






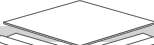





Angolo New York
1,5x1,5 **STY99A ANG** ● 1



Ground Satinato Cromo
1x49 **QM0126S 49** ● 32

pezzi speciali

	<p>Battiscopa 9,5x50 ● 10</p> 	<p>Gradino Step 50x50 ● 33</p> 	<p>Torello con griglia 5x50 ● 47-a</p> 	<p>Angolo Torello con griglia 5x50 ▲ 73</p> 	<p>Torello Metal 50 3,5x50 ● 70-a</p> 	<p>Angolo Torello Metal 50 3,5x51,5 ▲ 83</p> 
Naturale	MOD10A BATT50	MOD10A 50STP	MOD10TOROG50	MOD10SNDXG50	TM01 50	TM01SNDX 50
Lappato	<p>Battiscopa 9,5x49 ● 14</p> 	<p>Torello Metal 49 3,5x49 ● 70-a</p> 	<p>Angolo Torello Metal 49 3,5x50,5 ▲ 83</p> 			
	MOD10A LAPBAT	TM01 49	TM01SNDX 49			

mood

Grigio naturale



50x50 **MOD06 50** ■ 64



Muretto Mood Grigio
16,5x50 **MOD06 MURETTO** ● 35



Treccia Stile Grigio
7x50 **MOD0617A TRC** ● 43



Bacchetta New York
1,5x50 **STY99A BAC** ● 21



Angolo New York
1,5x1,5 **STY99A ANG** ● 1


Grigio lappato rettificato



49x49 **MOD06RT 49LAP** ■ 71-a



Mosaico Lappato Grigio
16,3x49 **MOD06LAPMSC** ● 35



Muretto Lappato Grigio
16,3x49 **MOD06LAPMRT** ● 21



Bacchetta Metal
1,5x49 **P099A BAC** ● 20



Ground Satinato Cromo
1x49 **QM0126S 49** ● 32




Angolo New York
1,5x1,5 **STY99A ANG** ● 1


pezzi speciali

	Battiscopa 9,5x50 ● 10	Gradino Step 50x50 ● 33	Torello con griglia 5x50 ● 47-a	Angolo Torello con griglia 5x50 ▲ 73	Torello Metal 50 3,5x50 ● 70-a	Angolo Torello Metal 50 3,5x51,5 ▲ 83
Naturale	MOD06A BATT50	MOD06A 50STP	MOD06TOROG50	MOD06SNDXG50	TM01 50	TM01SNDX 50
Lappato	MOD06A LAPBAT	TM01 49	TM01SNDX 49			

Nero naturale



50x50 **MOD09 50** ■ 64



Muretto Mood Nero
16,5x50 **MOD09 MURETTO** ● 35



Treccia Stile Grigio
7x50 **MOD0617A TRC** ● 43



Bacchetta New York
1,5x50 **STY99A BAC** ● 21




Angolo New York
1,5x1,5 **STY99A ANG** ● 1

mood

Nero lappato rettificato



49x49 **MOD09RT 49LAP** ■ 71-a



Mosaico Lappato Nero
16,3x49 **MOD09LAPMSC** ● 35



Muretto Lappato Nero
16,3x49 **MOD09LAPMRT** ● 21



Bacchetta Metal
1,5x49 **P099A BAC** ● 20



Angolo New York
1,5x1,5 **STY99A ANG** ● 1



Ground Satinato Cromo
1x49 **QM0126S 49** ● 32

pezzi speciali

Battiscopa
9,5x50

● 10

Gradino Step
50x50

● 33

Torello con
griglia 5x50

● 47-a

Angolo Torello con
griglia 5x50

▲ 73

Torello Metal 50
3,5x50

● 70-a

Angolo Torello Metal 50
3,5x51,5

▲ 83

Naturale

MOD09A BATT50

MOD09A 50STP

MOD09TOROG50

MOD09SNDXG50

TM01 50

TM01SNDX 50

Lappato

Battiscopa
9,5x49

● 14

Torello Metal 49
3,5x49

● 70-a

Angolo Torello Metal 49
3,5x50,5

▲ 83

MOD09A LAPBAT


TM01 49

TM01SNDX 49

the one interiors



lappato rettificato

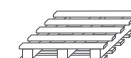
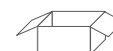


60x60-24''x24''



30x60-12''x24''

pesi imballi




			PZ	MQ	KG	BOX	MQ	KG
Fondo Lappato e Rettificato	60x60	MQ	3	1,0800	24,01	32	34,5600	787
Fondo Lappato e Rettificato	30x60	MQ	6	1,0800	23,70	40	43,2000	967
Fondo Lappato e Rettificato - RIGHE	60x60	MQ	3	1,0800	24,01	32	34,5600	787
Fondo Lappato e Rettificato - FIORI	60x60	MQ	3	1,0800	24,01	32	34,5600	787
Mosaico Interiors	30x30	PZ	6	-	10,98	-	-	-
Muretto Interiors	30x30	PZ	6	-	10,98	-	-	-
Bacchetta Satinato Cromo Rettificato	1,5x60	PZ	4	-	0,70	-	-	-
Angolo New York	1,5x1,5	PZ	12	-	0,05	-	-	-
Ground Satinato Cromo Rettificato	1x60	PZ	4	-	0,54	-	-	-
Battiscopa	9,5x60	PZ	10	-	12,15	-	-	-
Gradino Step [*]	30x60	PZ	6	-	23,55	-	-	-
Torello Metal 60 [*]	3,5x60	PZ	4	-	2,73	-	-	-
Angolo Torello Metal 60 [2pz] [*]	3,5x61	PA	2x2	-	2,73	-	-	-


[*] Articoli unicamente a richiesta / Available only by special order / Articles uniquement sur demande / Nur auf Wunsch gefertigten Artikel




Bianco



60x60 **OIN00RT 60LAP** ■ 73
30x60 **OIN00RT 36LAP** ■ 72-a




Mosaico Interiors Bianco
30x30 **OIN00LMOSAICO** ● 58



Muretto Interiors Bianco
30x30 **OIN00LMURETTO** ● 58



Bianco Righe



60x60 **OIR00RT 60LAP** ■ 76

Bianco Fiori



60x60 **OIF00RT 60LAP** ■ 76

Bacchetta Satinato Cromo Rettificato
1,5x60 **BM0326S 60** ● 25

Quarter Round Satinato Cromo Rettificato
1x60 **QM0226S 60** ● 31

Angolo New York
1,5x1,5 **STY99A ANG** ● 1

pezzi speciali



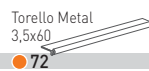
Battiscopa
9,5x60
● 19

OIN00A BATT



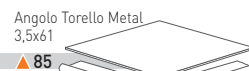
Gradino Step
30x60
● 46

OIN00A 36STP



Torello Metal
3,5x60
● 72

TM02 60




Angolo Torello Metal
3,5x61
▲ 85

TM02SNDX 60


Grigio



60x60 **OIN06RT 60LAP** ■ 73
30x60 **OIN06RT 36LAP** ■ 72-a



Mosaico Interiors Grigio
30x30 **OIN06LMOSAICO** ● 58



Muretto Interiors Grigio
30x30 **OIN06LMURETTO** ● 58


the one
interiors

Grigio Righe



60x60 **OIR06RT 60LAP** ■ 76

Grigio Fiori



60x60 **OIF06RT 60LAP** ■ 76

Bacchetta Satinato Cromo Rettificato
1,5x60 **BM0326S 60** ● 25

Angolo New York
1,5x1,5 **STY99A ANG** ● 1

Quarter Round Satinato Cromo Rettificato
1x60 **QM0226S 60** ● 31

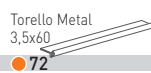
pezzi speciali



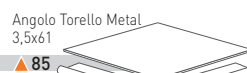
Battiscopa
9,5x60
● 19
OIN06A BATT



Gradino Step
30x60
● 46
OIN06A 36STP



Torello Metal
3,5x60
● 72
TM02 60




Angolo Torello Metal
3,5x61
▲ 85
TM02SNDX 60


Oro



60x60 OIN22RT 60LAP ■ 73
30x60 OIN22RT 36LAP ■ 72-a



Mosaico Interiors Oro
30x30 OIN22LMOSAICO ● 58



Muretto Interiors Oro
30x30 OIN22LMURETTO ● 58



Oro Righe



60x60 OIR22RT 60LAP ■ 76

Oro Fiori



60x60 OIF22RT 60LAP ■ 76

Bacchetta Satinato Cromo Rettificato
1,5x60 BM0326S 60 ● 25

Quarter Round Satinato Cromo Rettificato
1x60 QM0226S 60 ● 31

Angolo New York
1,5x1,5 STY99A ANG ● 1

pezzi speciali



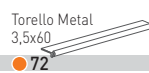
Battiscopa
9,5x60
● 19

OIN22A BATT



Gradino Step
30x60
● 46

OIN22A 36STP



Torello Metal
3,5x60
● 72

TM02 60




Angolo Torello Metal
3,5x61
▲ 85

TM02SNDX 60


Verde



60x60 **OIN24RT 60LAP** ■ 73-a
30x60 **OIN24RT 36LAP** ■ 73



Mosaico Interiors Verde
30x30 **OIN24LMOSAICO** ● 58



Muretto Interiors Verde
30x30 **OIN24LMURETTO** ● 58

the one
interiors

Verde Righe



60x60 **OIR24RT 60LAP** ■ 76

Verde Fiori



60x60 **OIF24RT 60LAP** ■ 79

Bacchetta Satinato Cromo Rettificato
1,5x60 **BM0326S 60** ● 25

Angolo New York
1,5x1,5 **STY99A ANG** ● 1

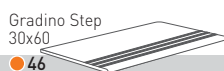
Quarter Round Satinato Cromo Rettificato
1x60 **QM0226S 60** ● 31

pezzi speciali



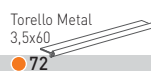
Battiscopa
9,5x60
● 19

OIN24A BATT



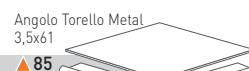
Gradino Step
30x60
● 46

OIN24A 36STP



Torello Metal
3,5x60
● 72

TM02 60




Angolo Torello Metal
3,5x61
▲ 85

TM02SNDX 60

Moka



60x60 OIN23RT 60LAP ■ 73-a
30x60 OIN23RT 36LAP ■ 73



Mosaico Interiors Moka
30x30 OIN23LMOSAICO ● 58



Muretto Interiors Moka
30x30 OIN23LMURETTO ● 58

Moka Righe



60x60 OIR23RT 60LAP ■ 76

Moka Fiori



60x60 OIF23RT 60LAP ■ 79

Bacchetta Satinato Cromo Rettificato
1,5x60 BM0326S 60 ● 25

Quarter Round Satinato Cromo Rettificato
1x60 QM0226S 60 ● 31

Angolo New York
1,5x1,5 STY99A ANG ● 1

pezzi speciali



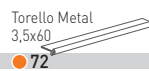
Battiscopa
9,5x60
● 19

OIN23A BATT



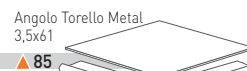
Gradino Step
30x60
● 46

OIN23A 36STP



Torello Metal
3,5x60
● 72


TM02 60




Angolo Torello Metal
3,5x61
▲ 85

TM02SNDX 60


Nero



60x60 **OIN09RT 60LAP** ■ 73-a
30x60 **OIN09RT 36LAP** ■ 73




Mosaico Interiors Nero
30x30 **OIN09LMOSAICO** ● 58



Muretto Interiors Nero
30x30 **OIN09LMURETTO** ● 58


the one
interiors

Nero Righe



60x60 **OIR09RT 60LAP** ■ 76

Nero Fiori



60x60 **OIF09RT 60LAP** ■ 79

Bacchetta Satinato Cromo Rettificato
1,5x60 **BM0326S 60** ● 25

Angolo New York
1,5x1,5 **STY99A ANG** ● 1

Quarter Round Satinato Cromo Rettificato
1x60 **QM0226S 60** ● 31

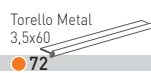
pezzi speciali



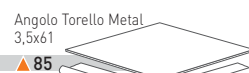
Battiscopa
9,5x60
● 19
OIN09A BATT



Gradino Step
30x60
● 46
OIN09A 36STP



Torello Metal
3,5x60
● 72
TM02 60




Angolo Torello Metal
3,5x61
▲ 85
TM02SNDX 60

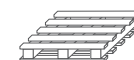
style



50x50-20"x20"



33,3x33,3-13"x13"



pesi imballi

			PZ	MQ	KG	BOX	MQ	KG
Fondo	50x50	MQ	4	1,0076	21,50	36	36,2736	793
Fondo	33,3x33,3	MQ	10	1,1090	23,10	44	48,7960	1.035
Bacchetta New York	1,5x50	PZ	12	-	1,90	-	-	-
Angolo New York	1,5x1,5	PZ	12	-	0,05	-	-	-
Battiscopa	9,5x50	PZ	10	-	9,65	-	-	-
Battiscopa	8x33,3	PZ	21	-	11,73	-	-	-
Torello con griglia (*)	6x33,3	PZ	8	-	5,01	-	-	-
Angolo Torello con griglia (2pz) (*)	6x36	PA	2x4	-	5,09	-	-	-

(*) Articoli unicamente a richiesta / Available only by special order / Articles uniquement sur demande / Nur auf Wunsch gefertigten Artikel

Avorio



50x50 STY02-50 ■ 62
33,3x33,3 STY02 33 ■ 56

Rosato



50x50 STY05-50 ■ 62
33,3x33,3 STY05 33 ■ 56



Bacchetta New York
1,5x50 STY99A BAC ● 21



Angolo New York
1,5x1,5 STY99A ANG ● 1


pezzi speciali

	Battiscopa 8x33,3 ● 4	Battiscopa 9,5x50 ● 10	Torello con griglia 6x33,3 ● 47	Angolo Torello con griglia 6x36 ▲ 69
Avorio	STY02A BATT	STY02A BATT50	STY02TOROGF33	STY02SNDXGF33
Rosato	STY05A BATT	STY05A BATT50	STY05TOROGF33	STY05SNDXGF33

time




naturale



60x60-24"x24"

rettificato



60x60-24"x24"



30x60-12"x24"



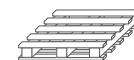
15x60-6"x24"



30x30-12"x12"



15x15-6"x6"



pesi imballi

PZ MQ KG BOX MQ KG

Fondo Naturale	60x60	MQ	3	1,0800	23,71	32	34,5600	778
Fondo Rettificato	60x60	MQ	3	1,0800	23,51	32	34,5600	771
Fondo Rettificato	30x60	MQ	6	1,0800	23,10	40	43,2000	943
Fondo Rettificato	30x30	MQ	12	1,0800	22,87	44	47,5200	1.025
Fondo Rettificato	15x15	MQ	24	0,5400	11,40	80	43,2000	931
Fondo Rettificato	15x60	MQ	12	1,0800	23,00	40	43,2000	939
Inserto Laser Rettificato	30x60	PZ	4	-	15,50	-	-	-
Inserto Dama Rettificato	30x30	PZ	4	-	7,28	-	-	-
Mosaico Time Rettificato	30x30	PZ	6	-	10,98	-	-	-
Bacchetta Satinato Cromo Rettificato	1,5x60	PZ	4	-	0,70	-	-	-
Angolo New York	1,5x1,5	PZ	12	-	0,05	-	-	-
Quarter Round Satinato Cromo Rettificato	1x60	PZ	4	-	0,54	-	-	-
Battiscopa Rettificato	9,5x60	PZ	10	-	12,15	-	-	-
Gradino Step [*] Rettificato	30x30	PZ	10	-	19,20	-	-	-
Torello Metal 60 [*] Rettificato	3,5x60	PZ	4	-	2,73	-	-	-
Angolo Torello Metal 60 [2pz] [*] Rettificato	3,5x61	PA	2x2	-	2,73	-	-	-

[*] Articoli unicamente a richiesta / Available only by special order / Articles uniquement sur demande / Nur auf Wunsch gefertigten Artikel




Bianco naturale




60x60 TME00 60 ■ 70

Bianco rettificato



60x60 TME00RT 60 ■ 71-a
 30x60 TME00RT 36 ■ 71
 30x30 TME00RT 30 ■ 71
 15x15 TME00RT 15 ■ 72
 15x60 TME00RT 15TV ■ 72



Mosaico Time Bianco Rettificato
 30x30 TME00MOSAICO ● 55



Inserto Dama Grigio Rettificato
 30x30 TME06DEC2 30 ● 50



Inserto Laser Bianco Rettificato
 30x60 TME00DEC1 36 ● 74



Bacchetta Satinato Cromo Rettificato
 1,5x60 BM0326S 60 ● 25



Angolo New York
 1,5x1,5 STY99A ANG ● 1



Quarter Round Satinato Cromo Rettificato
 1x60 QM0226S 60 ● 31

pezzi speciali

Battiscopa Rettificato
 9,5x60
 ● 15

TME00A BATT

Gradino Step Rettificato
 30x30
 ● 22

TME00A 30STP


Torello Metal Rettificato
 3,5x60
 ● 72

TM02 60

Angolo Torello Metal Rettificato
 3,5x61
 ▲ 85

TM02SNDX 60


Beige naturale




60x60 **TME03 60** ■ 70

time

Beige rettificato




60x60 **TME03RT 60** ■ 71-a
 30x60 **TME03RT 36** ■ 71
 30x30 **TME03RT 30** ■ 71
 15x15 **TME03RT 15** ■ 72
 15x60 **TME03RT 15TV** ■ 72



Mosaico Time Beige Rettificato
 30x30 **TME03MOSAICO** ● 55



Inserto Dama Kaki Rettificato
 30x30 **TME44DEC2 30** ● 50



Inserto Laser Beige Rettificato
 30x60 **TME03DEC1 36** ● 74



Bacchetta Satinato Cromo Rettificato
 1,5x60 **BM0326S 60** ● 25



Angolo New York
 1,5x1,5 **STY99A ANG** ● 1



Quarter Round Satinato Cromo Rettificato
 1x60 **QM0226S 60** ● 31

pezzi speciali




Battiscopa Rettificato
 9,5x60
 ● 15

TME03A BATT



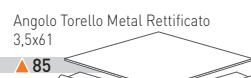
Gradino Step Rettificato
 30x30
 ● 22

TME03A 30STP



Torello Metal Rettificato
 3,5x60
 ● 72

TM02 60



Angolo Torello Metal Rettificato
 3,5x61
 ▲ 85

TM02SNDX 60

Grigio naturale




60x60 **TME06 60** ■ 70

Grigio rettificato




60x60 **TME06RT 60** ■ 71-a
 30x60 **TME06RT 36** ■ 71
 30x30 **TME06RT 30** ■ 71
 15x15 **TME06RT 15** ■ 72
 15x60 **TME06RT 15TV** ■ 72



Mosaico Time Grigio Rettificato
 30x30 **TME06MOSAICO** ● 55



Inserto Dama Grigio Rettificato
 30x30 **TME06DEC2 30** ● 50



Inserto Laser Grigio Rettificato
 30x60 **TME06DEC1 36** ● 74



Bacchetta Satinato Cromo Rettificato
 1,5x60 **BM0326S 60** ● 25



Angolo New York
 1,5x1,5 **STY99A ANG** ● 1

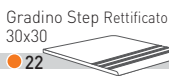


Quarter Round Satinato Cromo Rettificato
 1x60 **QM0226S 60** ● 31


pezzi speciali



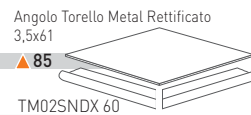
Battiscopa Rettificato
 9,5x60
 ● 15
TME06A BATT



Gradino Step Rettificato
 30x30
 ● 22
TME06A 30STP



Torello Metal Rettificato
 3,5x60
 ● 72
TM02 60



Angolo Torello Metal Rettificato
 3,5x61
 ▲ 85
TM02SNDX 60

Nero naturale




60x60 **TME09 60** ■ 70

time

Nero rettificato




60x60 **TME09RT 60** ■ 71-a
 30x60 **TME09RT 36** ■ 71
 30x30 **TME09RT 30** ■ 71
 15x15 **TME09RT 15** ■ 72
 15x60 **TME09RT 15TV** ■ 72



Mosaico Time Nero Rettificato
 30x30 **TME09MOSAICO** ● 55



Inserto Dama Nero Rettificato
 30x30 **TME09DEC2 30** ● 50



Inserto Laser Nero Rettificato
 30x60 **TME09DEC1 36** ● 74



Bacchetta Satinato Cromo Rettificato
 1,5x60 **BM0326S 60** ● 25



Angolo New York
 1,5x1,5 **STY99A ANG** ● 1



Quarter Round Satinato Cromo Rettificato
 1x60 **QM0226S 60** ● 31

pezzi speciali




Battiscopa Rettificato
 9,5x60
 ● 15

TME09A BATT



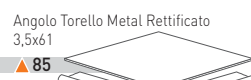
Gradino Step Rettificato
 30x30
 ● 22

TME09A 30STP



Torello Metal Rettificato
 3,5x60
 ● 72


TM02 60



Angolo Torello Metal Rettificato
 3,5x61
 ▲ 85


TM02SNDX 60

Fumo naturale




60x60 **TME26 60** ■ 70

Fumo rettificato




60x60 **TME26RT 60** ■ 71-a
 30x60 **TME26RT 36** ■ 71
 30x30 **TME26RT 30** ■ 71
 15x15 **TME26RT 15** ■ 72
 15x60 **TME26RT 15TV** ■ 72



Mosaico Time Fumo Rettificato
 30x30 **TME26MOSAICO** ● 55



Inserto Dama Nero Rettificato
 30x30 **TME09DEC2 30** ● 50



Inserto Laser Fumo Rettificato
 30x60 **TME26DEC1 36** ● 74



Bacchetta Satinato Cromo Rettificato
 1,5x60 **BM0326S 60** ● 25



Angolo New York
 1,5x1,5 **STY99A ANG** ● 1



Quarter Round Satinato Cromo Rettificato
 1x60 **QM0226S 60** ● 31

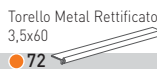
pezzi speciali



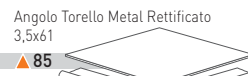
Battiscopa Rettificato
 9,5x60
● 15
TME26A BATT



Gradino Step Rettificato
 30x30
● 22
TME26A 30STP



Torello Metal Rettificato
 3,5x60
● 72
TM02 60



Angolo Torello Metal Rettificato
 3,5x61
▲ 85
TM02SNDX 60

Kaki naturale




60x60 **TME44 60** ■ 70

time

Kaki rettificato




60x60 **TME44RT 60** ■ 71-a
 30x60 **TME44RT 36** ■ 71
 30x30 **TME44RT 30** ■ 71
 15x15 **TME44RT 15** ■ 72
 15x60 **TME44RT 15TV** ■ 72



Mosaico Time Kaki Rettificato
 30x30 **TME44MOSAICO** ● 55



Inserto Dama Kaki Rettificato
 30x30 **TME44DEC2 30** ● 50



Inserto Laser Kaki Rettificato
 30x60 **TME44DEC1 36** ● 74

Bacchetta Satinato Cromo Rettificato
 1,5x60 **BM0326S 60** ● 25

Angolo New York
 1,5x1,5 **STY99A ANG** ● 1

Quarter Round Satinato Cromo Rettificato
 1x60 **QM0226S 60** ● 31

pezzi speciali

Battiscopa Rettificato
 9,5x60
 ● 15
TME44A BATT

Gradino Step Rettificato
 30x30
 ● 22
TME44A 30STP

Torello Metal Rettificato
 3,5x60
 ● 72
TM02 60

Angolo Torello Metal Rettificato
 3,5x61
 ▲ 85
TM02SNDX 60

trend stone



naturale
naturale rettificato




*33,3x33,3-13"x13"



*33,3x33,3-13"x13"

naturale



60x60-24"x24"




30x60-12"x24"



*33,3x33,3-13"x13"

naturale rettificato



60x60-24"x24"




30x60-12"x24"



30x30-12"x12"

lappato rettificato



60x60-24"x24"



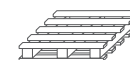
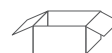
30x60-12"x24"



15x60-6"x24"



30x30-12"x12"



pesi imballi


			PZ	MQ	KG	BOX	MQ	KG
Naturale	60x60	MQ	3	1,0800	23,71	32	34,5600	778
Naturale	30x60	MQ	6	1,0800	23,60	40	43,2000	963
Battiscopa Naturale	9,5x60	PZ	10	-	12,15	-	-	-
Gradino Step Naturale [*]	30x60	PZ	6	-	23,58	-	-	-
Torello con griglia Naturale [*]	4x60	PZ	4	-	4,00	-	-	-
Angolo Torello con griglia Naturale [2 pz] [*]	4x61	PA	1x2	-	2,00	-	-	-
Naturale	33,3x33,3	MQ	12	1,3308	25,48	44	58,5552	1.140
Battiscopa Naturale	8x33,3	PZ	24	-	12,84	-	-	-
Gradino Step Naturale [*]	33,3x33,3	PZ	10	-	20,70	-	-	-
Torello con griglia Naturale [*]	6x33,3	PZ	8	-	5,00	-	-	-
Angolo Torello con griglia Naturale [2 pz] [*]	6x36	PA	2x4	-	5,00	-	-	-
Naturale Rettificato	60x60	MQ	3	1,0800	23,51	32	34,5600	771
Naturale Rettificato	30x60	MQ	6	1,0800	23,10	40	43,2000	943
Naturale Rettificato	30x30	MQ	12	1,0800	22,87	44	47,5200	1.025
Battiscopa Naturale Rettificato	9,5x60	PZ	10	-	12,15	-	-	-
Gradino Step Naturale Rettificato [*]	30x60	PZ	6	-	23,58	-	-	-
Torello con griglia Naturale Rettificato [*]	4x60	PZ	4	-	4,00	-	-	-
Angolo Torello con griglia Naturale Rettificato [2 pz] [*]	4x61	PA	1x2	-	2,00	-	-	-
Lappato Rettificato	60x60	MQ	3	1,0800	23,51	32	34,5600	771
Lappato Rettificato	30x60	MQ	6	1,0800	23,10	40	43,2000	943
Lappato Rettificato	30x30	MQ	12	1,0800	22,87	44	47,5200	1.025
Lappato Rettificato	15x60	MQ	12	1,0800	22,70	40	43,2000	927
Battiscopa Lappato Rettificato	9,5x60	PZ	10	-	12,15	-	-	-
Torello Metal Rettificato [*]	3,5x60	PZ	4	-	2,73	-	-	-
Angolo Torello Metal Rettificato [2 pz] [*]	3,5x61	PA	2x2	-	2,73	-	-	-
Rosone Palace Lappato Rettificato	120x120	PZ	1	-	32,00	-	-	-
Fascia Palace Lappato Rettificato	12x60	PZ	6	-	11,00	-	-	-
Angolo Palace Lappato Rettificato	12x12	PZ	4	-	1,85	-	-	-
Mosaico Trend Rettificato	30x30	PZ	6	-	10,98	-	-	-
Insero Damasco Rettificato	30x60	PZ	4	-	15,32	-	-	-
Listello Righe Rettificato	3x60	PZ	4	-	1,72	-	-	-
Insero Geo Rettificato	30x60	PZ	4	-	15,32	-	-	-
Listello Geo Rettificato	5x60	PZ	4	-	3,12	-	-	-
Fascia Raku Lappato Rettificato	30x60	PZ	2	-	7,66	-	-	-
Bacchetta Satinata Cromo Rettificato	1,5x60	PZ	4	-	0,70	-	-	-
Angolo New York	1,5x1,5	PZ	12	-	0,05	-	-	-
Quarter Round Satinato Cromo Rettificato	1x60	PZ	4	-	0,54	-	-	-

[*] Articoli unicamente a richiesta / Available only by special order / Articles uniquement sur demande / Nur auf Wunsch gefertigten Artikel






Avorio naturale



60x60 TRN02 60 ■ 70
 30x60 TRN02 36 ■ 64-a

Tortora naturale




60x60 TRN33 60 ■ 70
 30x60 TRN33 36 ■ 64-a

Sabbia naturale



60x60 TRN19 60 ■ 70
 30x60 TRN19 36 ■ 64-a

Cenere naturale



60x60 TRN06 60 ■ 70
 30x60 TRN06 36 ■ 64-a

Carbone naturale




60x60 TRN26 60 ■ 70
 30x60 TRN26 36 ■ 64-a

pezzi speciali



Avorio	TRN02A BATT60	TRN02A 36STP	TRN02TORO60	TRN02SNDX60
Sabbia	TRN19A BATT60	TRN19A 36STP	TRN19TORO60	TRN19SNDX60
Tortora	TRN33A BATT60	TRN33A 36STP	TRN33TORO60	TRN33SNDX60
Cenere	TRN06A BATT60	TRN06A 36STP	TRN06TORO60	TRN06SNDX60
Carbone	TRN26A BATT60	TRN26A 36STP	TRN26TORO60	TRN26SNDX60

Avorio naturale PEI 5



33,3x33,3 TRN02 33 ■ 56

Tortora naturale PEI 5



33,3x33,3 TRN33 33 ■ 56

Sabbia naturale PEI 5



33,3x33,3 TRN19 33 ■ 56

Cenere naturale PEI 5



33,3x33,3 TRN06 33 ■ 56

pezzi speciali 33,3X33,3

Battiscopa
8x33,3



Gradino Step
33,3x33,3



Torello
con griglia 6x33,3




Angolo Torello con
griglia (2pz) 6x36




Avorio	TRN02A BATT33	TRN02A 33STP	TRN02TOROGF33	TRN02SNDXGF33
Sabbia	TRN19A BATT33	TRN19A 33STP	TRN19TOROGF33	TRN19SNDXGF33
Tortora	TRN33A BATT33	TRN33A 33STP	TRN33TOROGF33	TRN33SNDXGF33
Cenere	TRN06A BATT33	TRN06A 33STP	TRN06TOROGF33	TRN06SNDXGF33

Avorio naturale rettificato




60x60 TRN02RT 60 ■ 71-a
 30x60 TRN02RT 36 ■ 70-a
 30x30 TRN02RT 30 ■ 71

Avorio lappato rettificato



60x60 TRN02RT 60LAP ■ 73
 30x60 TRN02RT 36LAP ■ 71-a
 15x60 TRN02LAP 15TV ■ 73-a
 30x30 TRN02RT 30LAP ■ 72-a



Mosaico Trend Avorio Rettificato
 30x30 TRN02MSKDEC ● 41



Fascia Raku Beige lappato rettificato
 30x60 TRN03DEC 36LP ● 74-a



Inserto Geo Avorio Rettificato
 30x60 TRN0265A 36RT ● 69



Inserto Damasco Avorio Rettificato
 30x60 TRN0255A 36RT ● 67



Listello Geo Avorio Rettificato
 5x60 TRN0267A LIST ● 37

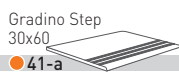


Listello Righe Avorio Rettificato
 3x60 TRN0257A LIST ● 32

pezzi speciali



Battiscopa
 9,5x60
 ● 16



Gradino Step
 30x60
 ● 41-a



Torello
 con griglia 4x60
 ● 68



Angolo torello con
 griglia (2pz) 4x61
 ▲ 79

Avorio
 naturale rettificato

TRN02A RETBAT


TRN02A RETSTP

TRN02TORO60RT

TRN02SNDX60RT



Battiscopa
 9,5x60
 ● 19



Torello metal
 3,5x60
 ● 72



Angolo torello metal
 (2pz) 3,5x61
 ▲ 85


Avorio
 lappato rettificato

TRN02A LAPBAT

TM02 60


TM02SNDX 60

Tortora naturale rettificato



60x60 TRN33RT 60 ■ 71-a
 30x60 TRN33RT 36 ■ 70-a
 30x30 TRN33RT 30 ■ 71

Tortora lappato rettificato



60x60 TRN33RT 60LAP ■ 73
 30x60 TRN33RT 36LAP ■ 71-a
 15x60 TRN33LAP 15TV ■ 73-a
 30x30 TRN33RT 30LAP ■ 72-a



Mosaico Trend Tortora Rettificato
 30x30 TRN33MSKDEC ● 41



Fascia Raku Lapis lappato rettificato
 30x60 TRN08DEC 36LP ● 74-a



Inserto Geo Tortora Rettificato
 30x60 TRN3365A 36RT ● 69



Inserto Damasco Tortora Rettificato
 30x60 TRN3355A 36RT ● 67

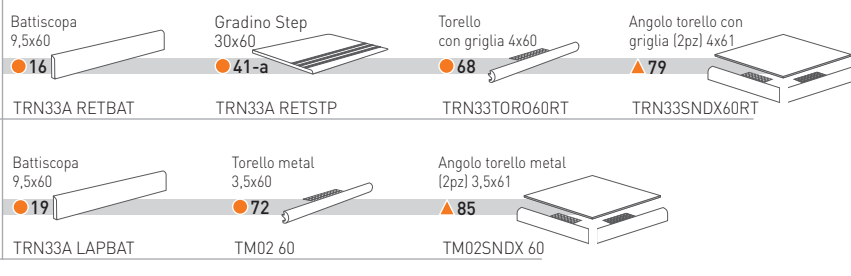


Listello Geo Tortora Rettificato
 5x60 TRN3367A LIST ● 37



Listello Righe Tortora Rettificato
 3x60 TRN3357A LIST ● 32

pezzi speciali



Sabbia naturale rettificato




60x60 TRN19RT 60 ■ 71-a
 30x60 TRN19RT 36 ■ 70-a
 30x30 TRN19RT 30 ■ 71

Sabbia lappato rettificato



60x60 TRN19RT 60LAP ■ 73
 30x60 TRN19RT 36LAP ■ 71-a
 15x60 TRN19LAP 15TV ■ 73-a
 30x30 TRN19RT 30LAP ■ 72-a



Mosaico Trend Sabbia Rettificato
 30x30 TRN19MSKDEC ● 41



Fascia Raku Beige lappato rettificato
 30x60 TRN03DEC 36LP ● 74-a



Inserto Geo Sabbia Rettificato
 30x60 TRN1965A 36RT ● 69



Inserto Damasco Sabbia Rettificato
 30x60 TRN1955A 36RT ● 67



Listello Geo Sabbia Rettificato
 5x60 TRN1967A LIST ● 37

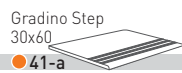


Listello Righe Sabbia Rettificato
 3x60 TRN1957A LIST ● 32

pezzi speciali



Battiscopa
 9,5x60 ● 16



Gradino Step
 30x60 ● 41-a



Torello
 con griglia 4x60 ● 68



Angolo torello con
 griglia (2pz) 4x61 ▲ 79

Sabbia naturale rettificato

TRN19A RETBAT

TRN19A RETSTP

TRN19TORO60RT

TRN19SNDX60RT



Battiscopa
 9,5x60 ● 19



Torello metal
 3,5x60 ● 72



Angolo torello metal
 (2pz) 3,5x61 ▲ 85


Sabbia lappato rettificato

TRN19A LAPBAT

TM02 60


TM02SNDX 60

Cenere naturale rettificato




60x60 **TRN06RT 60** ■ 71-a
 30x60 **TRN06RT 36** ■ 70-a
 30x30 **TRN06RT 30** ■ 71

Cenere lappato rettificato



60x60 **TRN06RT 60LAP** ■ 73
 30x60 **TRN06RT 36LAP** ■ 71-a
 15x60 **TRN06LAP 15TV** ■ 73-a
 30x30 **TRN06RT 30LAP** ■ 72-a

trend stone



Mosaico Trend Cenere Rettificato
 30x30 **TRN06MSKDEC** ● 41



Fascia Raku Lapis lappato rettificato
 30x60 **TRN08DEC 36LP** ● 74-a



Inserto Geo Cenere Rettificato
 30x60 **TRN0665A 36RT** ● 69



Inserto Damasco Cenere Rettificato
 30x60 **TRN0655A 36RT** ● 67

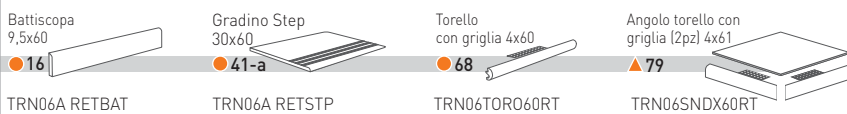


Listello Geo Cenere Rettificato
 5x60 **TRN0667A LIST** ● 37

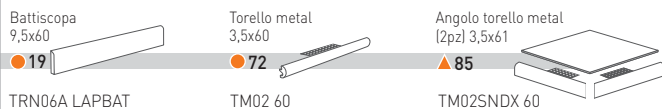


Listello Righe Cenere Rettificato
 3x60 **TRN0657A LIST** ● 32

pezzi speciali



Cenere naturale rettificato
 TRN06A RETBAT TRN06A RETSTP TRN06TORO60RT TRN06SNDX60RT



Cenere lappato rettificato
 TRN06A LAPBAT TM02 60 TM02SNDX 60

Carbone naturale rettificato




60x60 TRN26RT 60 ■ 71-a
 30x60 TRN26RT 36 ■ 70-a
 30x30 TRN26RT 30 ■ 71

Carbone lappato rettificato



60x60 TRN26RT 60LAP ■ 73
 30x60 TRN26RT 36LAP ■ 71-a
 15x60 TRN26LAP 15TV ■ 73-a
 30x30 TRN26RT 30LAP ■ 72-a



Mosaico Trend Carbone Rettificato
 30x30 TRN26MSKDEC ● 41



Fascia Raku Rosso lappato rettificato
 30x60 TRN11DEC 36LP ● 74-a



Inserto Geo Carbone Rettificato
 30x60 TRN2665A 36RT ● 69



Inserto Damasco Carbone Rettificato
 30x60 TRN2655A 36RT ● 67



Listello Geo Carbone Rettificato
 5x60 TRN2667A LIST ● 37



Listello Righe Carbone Rettificato
 3x60 TRN2657A LIST ● 32

pezzi speciali

Carbone naturale rettificato	Battiscopa 9,5x60 ● 16	Gradino Step 30x60 ● 41-a	Torello con griglia 4x60 ● 68	Angolo torello con griglia (2pz) 4x61 ▲ 79
	TRN26A RETBAT	TRN26A RETSTP	TRN26TORO60RT	TRN26SNDX60RT
Carbone lappato rettificato	Battiscopa 9,5x60 ● 19	Torello metal 3,5x60 ● 72	Angolo torello metal (2pz) 3,5x61 ▲ 85	
	TRN26A LAPBAT	TM02 60	TM02SNDX 60	



Rosone Palace Lappato Rettificato
120x120 **TRN99ROSONE** ● 111



Fascia Palace Lappato Rettificato
12x60 **TRN99FASCIA** ● 59



Angolo Palace Lappato Rettificato
12x12 **TRN99ANG** ● 37



Bacchetta Satinato Cromo Rettificato
1,5x60 **BM0326S 60** ● 25



Angolo New York
1,5x1,5 **STY99A ANG** ● 1



Quarter Round Satinato Cromo Rettificato
1x60 **QM0226S 60** ● 31


veranda project



rettificato



49x49-19,3"x19,3"



32,6x49-12,9"x19,3"



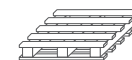
32,6x32,6-12,9"x12,9"



16,3x49-6,3"x19,3"

pesi imballi

rettificato



			PZ	MQ	KG	BOX	MQ	KG
Fondo Rettificato	49x49	MQ	6	1,4406	31,50	24	34,5744	767
Fondo Rettificato	32,6x49	MQ	6	0,9582	21,03	48	45,9936	1.020
Fondo Rettificato	32,6x32,6	MQ	10	1,0620	23,36	42	44,6040	992
Fondo Rettificato	16,3x49	MQ	12	0,9588	21,85	36	34,5168	797
Treccia	7,5x32,6	PZ	12	-	5,70	-	-	-
Angolo	7,5x7,5	PZ	4	-	0,50	-	-	-
Tavella mosaico	16,3x49	PZ	12	-	21,02	-	-	-
Bacchetta metal	1,5x49	PZ	12	-	1,86	-	-	-
Angolo New York	1,5x1,5	PZ	12	-	0,05	-	-	-
Battiscopa	9,5x49	PZ	10	-	9,60	-	-	-
Gradino Step (*)	32,6x32,6	PZ	10	-	23,50	-	-	-


[*] Articoli unicamente a richiesta / Available only by special order / Articles uniquement sur demande / Nur auf Wunsch gefertigten Artikel



veranda

project

Steel rettificato



49x49	P5002020M1P	■ 71
32,6x49	P50013201P	■ 71
32,6x32,6	P50013131P	■ 68
16,3x49	P50065201P	■ 72

Zinc rettificato



49x49	P5032020M1P	■ 71
32,6x49	P50313201P	■ 71
32,6x32,6	P50313131P	■ 68
16,3x49	P50365201P	■ 72

Gunmetal rettificato



49x49	P5042020M1P	■ 71
32,6x49	P50413201P	■ 71
32,6x32,6	P50413131P	■ 68
16,3x49	P50465201P	■ 72



Tavella Mosaico Steel
16,3x49 P500A TAV ● 29


Bacchetta Metal
1,5x49 P099A BAC ● 20

Angolo New York
1,5x1,5 STY99A ANG ● 1



Treccia Veranda Scuro
7,5x32,6 P403 TRECCIA ● 47

Angolo Veranda Scuro
7,5x7,5 P403 ANGTRC ● 36



Tavella Mosaico Zinc
16,3x49 P503A TAV ● 29


Bacchetta Metal
1,5x49 P099A BAC ● 20

Angolo New York
1,5x1,5 STY99A ANG ● 1



Treccia Veranda Scuro
7,5x32,6 P403 TRECCIA ● 47

Angolo Veranda Scuro
7,5x7,5 P403 ANGTRC ● 36



Tavella Mosaico Gunmetal
16,3x49 P504A TAV ● 29

Bacchetta Metal
1,5x49 P099A BAC ● 20

Angolo New York
1,5x1,5 STY99A ANG ● 1



Treccia Veranda Scuro
7,5x32,6 P403 TRECCIA ● 47

Angolo Veranda Scuro
7,5x7,5 P403 ANGTRC ● 36

pezzi speciali

	Battiscopa 9,5x49 ● 10	Gradino Step 32,6x32,6 ● 22
Steel	P500S44K9M1P	P500A STP
Zinc	P503S44K9M1P	P503A STP
Gunmetal	P504S44K9M1P	P504A STP

Sand rettificato



49x49	P5052020M1P	■ 71
32,6x49	P50513201P	■ 71
32,6x32,6	P50513131P	■ 68
16,3x49	P50565201P	■ 72



Tavella Mosaico Sand
16,3x49 **P505A TAV** ● 29




Bacchetta Metal
1,5x49 **P099A BAC** ● 20



Angolo New York
1,5x1,5 **STY99A ANG** ● 1



Treccia Veranda Chiaro
7,5x32,6 **P356 TRECCIA** ● 47




Angolo Veranda Chiaro
7,5x7,5 **P356 ANGTRC** ● 36

Leather rettificato



49x49	P5062020M1P	■ 71
32,6x49	P50613201P	■ 71
32,6x32,6	P50613131P	■ 68
16,3x49	P50665201P	■ 72



Tavella Mosaico Leather
16,3x49 **P506A TAV** ● 29




Bacchetta Metal
1,5x49 **P099A BAC** ● 20



Angolo New York
1,5x1,5 **STY99A ANG** ● 1



Treccia Veranda Chiaro
7,5x32,6 **P356 TRECCIA** ● 47




Angolo Veranda Chiaro
7,5x7,5 **P356 ANGTRC** ● 36

Suede rettificato



49x49	P5242020M1P	■ 71
32,6x49	P52413201P	■ 71
32,6x32,6	P52413131P	■ 68
16,3x49	P52465201P	■ 72



Tavella Mosaico Suede
16,3x49 **P524A TAV** ● 29



Bacchetta Metal
1,5x49 **P099A BAC** ● 20



Angolo New York
1,5x1,5 **STY99A ANG** ● 1

pezzi speciali	
Battiscopa 9,5x49	Gradino Step 32,6x32,6
● 10	● 22
Sand	P505S44K9M1P P505A STP
Leather	P506S44K9M1P P506A STP
Suede	P524S44K9M1P P524A STP

veranda

project

Copper rettificato



49x49	P5262020M1P	■ 71
32,6x49	P52613201P	■ 71
32,6x32,6	P52613131P	■ 68
16,3x49	P52665201P	■ 72



Tavella Mosaico Copper
16,3x49 **P526A TAV** ● 29

Bacchetta Metal
1,5x49 **P099A BAC** ● 20

Angolo New York
1,5x1,5 **STY99A ANG** ● 1

Rawhide rettificato



49x49	P5252020M1P	■ 71
32,6x49	P52513201P	■ 71
32,6x32,6	P52513131P	■ 68
16,3x49	P52565201P	■ 72



Tavella Mosaico Rawhide
16,3x49 **P525A TAV** ● 29


Bacchetta Metal
1,5x49 **P099A BAC** ● 20

Angolo New York
1,5x1,5 **STY99A ANG** ● 1

Patina rettificato



49x49	P5222020M1P	■ 71
32,6x49	P52213201P	■ 71
32,6x32,6	P52213131P	■ 68
16,3x49	P52265201P	■ 72



Tavella Mosaico Patina
16,3x49 **P522A TAV** ● 29

Bacchetta Metal
1,5x49 **P099A BAC** ● 20

Angolo New York
1,5x1,5 **STY99A ANG** ● 1

pezzi speciali

Battiscopa
9,5x49 ● 10

Gradino Step
32,6x32,6 ● 22

Copper	P526S44K9M1P	P526A STP
Rawhide	P525S44K9M1P	P525A STP
Patina	P522S44K9M1P	P522A STP

veranda

project

Rust rettificato



49x49	P5022020M1P	■ 71
32,6x49	P50213201P	■ 71
32,6x32,6	P50213131P	■ 68
16,3x49	P50265201P	■ 72



Tavella Mosaico Rust
16,3x49 P502A TAV ● 29

Bacchetta Metal
1,5x49 P099A BAC ● 20

Angolo New York
1,5x1,5 STY99A ANG ● 1

Gravel rettificato



49x49	P5012020M1P	■ 71
32,6x49	P50113201P	■ 71
32,6x32,6	P50113131P	■ 68
16,3x49	P50165201P	■ 72



Tavella Mosaico Gravel
16,3x49 P501A TAV ● 29

Bacchetta Metal
1,5x49 P099A BAC ● 20

Angolo New York
1,5x1,5 STY99A ANG ● 1

Gold rettificato



49x49	P5212020M1P	■ 71
32,6x49	P52113201P	■ 71
32,6x32,6	P52113131P	■ 68
16,3x49	P52165201P	■ 72



Tavella Mosaico Gold
16,3x49 P521A TAV ● 29

Bacchetta Metal
1,5x49 P099A BAC ● 20

Angolo New York
1,5x1,5 STY99A ANG ● 1

pezzi speciali

	Battiscopa 9,5x49 ● 10	Gradino Step 32,6x32,6 ● 22
Rust	P502S44K9M1P	P502A STP
Gravel	P501S44K9M1P	P501A STP
Gold	P521S44K9M1P	P521A STP

veranda

project

Pearl rettificato



49x49	P5202020M1P	■ 71
32,6x49	P52013201P	■ 71
32,6x32,6	P52013131P	■ 68
16,3x49	P52065201P	■ 72



Tavella Mosaico Pearl
16,3x49 **P520A TAV** ● 29




Bacchetta Metal
1,5x49 **P099A BAC** ● 20



Angolo New York
1,5x1,5 **STY99A ANG** ● 1

Dune rettificato



49x49	P5272020M1P	■ 71
32,6x49	P52713201P	■ 71
32,6x32,6	P52713131P	■ 68
16,3x49	P52765201P	■ 72



Tavella Mosaico Dune
16,3x49 **P527A TAV** ● 29



Bacchetta Metal
1,5x49 **P099A BAC** ● 20



Angolo New York
1,5x1,5 **STY99A ANG** ● 1

Titanium rettificato



49x49	P5232020M1P	■ 71
32,6x49	P52313201P	■ 71
32,6x32,6	P52313131P	■ 68
16,3x49	P52365201P	■ 72



Tavella Mosaico Titanium
16,3x49 **P523A TAV** ● 29



Bacchetta Metal
1,5x49 **P099A BAC** ● 20



Angolo New York
1,5x1,5 **STY99A ANG** ● 1

pezzi speciali

	Battiscopa 9,5x49 ● 10	Gradino Step 32,6x32,6 ● 22
Pearl	P520S44K9M1P	P520A STP
Dune	P527S44K9M1P	P527A STP
Titanium	P523S44K9M1P	P523A STP




zebrano project



rettificato



49x49-19,3"x19,3"



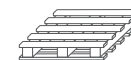
32,6x49-12,9"x19,3"



16,3x49-6,3"x19,3"

pesi imballi

rettificato



			PZ	MQ	KG	BOX	MQ	KG
Fondo Rettificato	49x49	MQ	6	1,4406	31,50	24	34,5744	767
Fondo Rettificato	32,6x49	MQ	6	0,9582	21,03	48	45,9936	1.020
Fondo Rettificato	16,3x49	MQ	12	0,9588	21,85	36	34,5168	797
Bacchetta metal	1,5x49	PZ	12	-	1,86	-	-	-
Angolo New York	1,5x1,5	PZ	12	-	0,05	-	-	-
Bacchetta cromo/rame	0,5x49	PZ	6	-	0,71	-	-	-
Ground satinato/cromo/rame	1x49	PZ	4	-	0,57	-	-	-
Battiscopa	9,5x49	PZ	10	-	9,60	-	-	-
Gradino Step [*]	32,6x49	PZ	6	-	21,00	-	-	-
Torello Metal [*]	3,5x49	PZ	4	-	2,68	-	-	-
Angolo Torello Metal [2pz] [*]	3,5x50,5	PA	2x2	-	2,68	-	-	-

[*] Articoli unicamente a richiesta / Available only by special order / Articles uniquement sur demande / Nur auf Wunsch gefertigten Artikel



zebrano

project

Iron jungle



49x49	P5342020M1P	■ 71-a
32,6x49	P53413201P	■ 71-a
16,3x49	P53465201P	■ 72-a

Serie coordinata - Serie Matching - Série coordonné - Passende Serie
Veranda project pag. 106



Gunmetal Steel Pearl Titanium

Redland hills



49x49	P5312020M1P	■ 71-a
32,6x49	P53113201P	■ 71-a
16,3x49	P53165201P	■ 72-a

Serie coordinata - Serie Matching - Série coordonné - Passende Serie
Veranda project pag. 106



Copper Suede Rust Rawhide

Ground Satinato Cromo
1x49 **QM0126S 49** ● 32

Ground Cromo
1x49 **QM0126 49** ● 49

Ground Rame
1x49 **QM0127 49** ● 55

Bacchetta Metal
1,5x49 **P099A BAC** ● 20

Bacchetta Cromo 49
0,5x49 **BM0226 49** ● 33

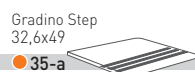
Bacchetta Rame 49
0,5x49 **BM0227 49** ● 41-a

Angolo New York
1,5x1,5 **STY99A ANG** ● 1

pezzi speciali




Battiscopa
9,5x49
● 11



Gradino Step
32,6x49
● 35-a



Torello Metal 49
3,5x49
● 70-a



Angolo Torello Metal 49
(2pzl 3,5x50,5)
▲ 83

Iron jungle
Redland hills

P534S44K9M1P
P531S44K9M1P

P534A STP
P531A STP

TM01 49
TM01 49

TM01SNDX 49
TM01SNDX 49

Urban safari



49x49	P5322020M1P	71-a
32,6x49	P53213201P	71-a
16,3x49	P53265201P	72-a

Serie coordinata - Serie Matching - Série coordonné - Passende Serie
Veranda project pag. 106



Gold



Rawhide



Suede

zebrano


project

Bamboo forest



49x49	P5332020M1P	71-a
32,6x49	P53313201P	71-a
16,3x49	P53365201P	72-a

Serie coordinata - Serie Matching - Série coordonné - Passende Serie
Veranda project pag. 106



Leather



Gravel



Patina

Ground Satinato Cromo
1x49 **QM0126S 49** ● 32

Ground Cromo
1x49 **QM0126 49** ● 49

Ground Rame
1x49 **QM0127 49** ● 55

Bacchetta Metal
1,5x49 **P099A BAC** ● 20

Bacchetta Cromo 49
0,5x49 **BM0226 49** ● 33

Bacchetta Rame 49
0,5x49 **BM0227 49** ● 41-a

Angolo New York
1,5x1,5 **STY99A ANG** ● 1

pezzi speciali

Battiscopa
9,5x49
● 11

Gradino Step
32,6x49
● 35-a

Torello Metal 49
3,5x49
● 70-a

Angolo Torello Metal 49
(2pzl 3,5x50,5)
▲ 83

Urban safari
Bamboo forest

P532S44K9M1P
P533S44K9M1P

P532A STP
P533A STP

TM01 49
TM01 49

TM01SNDX 49
TM01SNDX 49

zebrano


project

Zen garden




49x49	P5302020M1P	■ 71-a
32,6x49	P53013201P	■ 71-a
16,3x49	P53065201P	■ 72-a

Serie coordinata - Serie Matching - Série coordonné - Passende Serie
Veranda project pag. 106



Pearl



Dune



Sand

Ground Satinato Cromo
1x49 **QM0126S 49** ● 32

Ground Cromo
1x49 **QM0126 49** ● 49

Ground Rame
1x49 **QM0127 49** ● 55

Bacchetta Metal
1,5x49 **P099A BAC** ● 20

Bacchetta Cromo 49
0,5x49 **BM0226 49** ● 33


Bacchetta Rame 49
0,5x49 **BM0227 49** ● 41-a

Angolo New York
1,5x1,5 **STY99A ANG** ● 1

pezzi speciali

Battiscopa 9,5x49 ● 11	Gradino Step 32,6x49 ● 35-a	Torello Metal 49 3,5x49 ● 70-a	Angolo Torello Metal 49 [2pzl] 3,5x50,5 ▲ 83
Zen garden P530S44K9M1P	P530A STP	TM01 49	TM01SNDX 49





gres porcellanato smaltato

appiantica
colors
country wood
gazebo
life
lux
le murge
mediterraneo
must
natura
soleado
trevi
uni

appiantica



50x50-20"x20"

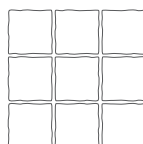


33,3x33,3-13"x13"

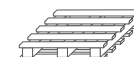


16,6x16,6-6^{1/2}"x6^{1/2}"

burattato



11x11-4^{1/2}"x4^{1/2}"



pesi imballi

PZ MQ KG BOX MQ KG

Fondo	50x50	MQ	6	1,5114	34,87	24	36,2736	856
Fondo	33,3x33,3	MQ	10	1,1090	24,83	44	48,7960	1.111
Fondo	16,6x16,6	MQ	32	0,8873	19,74	60	53,2380	1.203
Fondo Burattato	11x11	MQ	46	0,5667	11,50	75	42,5025	881
Bacchetta	2x21,7	PZ	24	-	1,96	-	-	-
Fregio Mosaico	16,6x33,3	PZ	10	-	11,31	-	-	-
Tozzetto Ethno (4pz)	5,2x5,2	PA	4x24	-	5,88	-	-	-
Bullnose lineare	11x11	PZ	24	-	5,40	-	-	-
Bullnose angolare	11x11	PZ	8	-	1,86	-	-	-
V-Cap	5,5x16,6	PZ	12	-	2,62	-	-	-
C-Cap	h5,5	PZ	20	-	1,00	-	-	-
Quarter Round	3x16,6	PZ	24	-	2,01	-	-	-
Beak	h2,8	PZ	18	-	0,45	-	-	-
Battiscopa	8x33,3	PZ	21	-	11,76	-	-	-
Elemento L (*)	33,3x16,5xH8	PZ	8	-	10,32	-	-	-
Torello con griglia (*)	6x33,3	PZ	8	-	5,02	-	-	-
Angolo Torello con griglia (2pz) (*)	6x36	PA	2x4	-	5,10	-	-	-

(*) Articoli unicamente a richiesta / Available only by special order / Articles uniquement sur demande / Nur auf Wunsch gefertigten Artikel

Botticino

PEI 5



50x50 **APP02 50** ■ 61
 33,3x33,3 **APP02 33** ■ 55
 16,6x16,6 **APP02TZ 16** ■ 58

Travertino

PEI 5



50x50 **APP33 50** ■ 61
 33,3x33,3 **APP33 33** ■ 55
 16,6x16,6 **APP33TZ 16** ■ 58



Fregio Mosaico
 16,6x33,3 **APP99FREGIO** ● 38



Fregio Mosaico
 16,6x33,3 **APP99FREGIO** ● 38

Botticino burattato



11x11 **APP02 TZ11** ■ 73

Travertino burattato



11x11 **APP33 TZ11** ■ 73



Tozzetto Ethno Botticino (4 pz)
 11x11 **APP0221A 11TZ** ▲ 51



Tozzetto Ethno Travertino (4 pz)
 11x11 **APP3321A 11TZ** ▲ 51

Bacchetta Botticino Travertino
 2x21,7 **APP02 BAC** ● 8

Bacchetta Botticino Travertino
 2x21,7 **APP02 BAC** ● 8

pezzi speciali

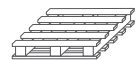
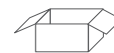
	Battiscopa 8x33,3 ● 2	Elemento L 33,3x16,5xH8 ● 33	Torello con griglia 6x33,3 ● 41 *	Angolo Torello con griglia 6x36 ▲ 68 *		
Botticino	APP02A BATT	APP02ELLE 33	T0202TOROGF33	T0202SNDXGF33		
Travertino	APP33A BATT	APP33ELLE 33	T0203TOROGF33	T0203SNDXGF33		
	V-Cap 5,5x16,6 ● 14 *	C-Cap H5,5 ● 27 *	Quarter Round 3x16,6 ● 7 *	Beak H3 ● 24 *	Bullnose Lineare 11x11 ● 3	Bullnose Angolare 11x11 ● 18
Botticino	V0203 16	C0203	Q0203 16	BI0203	APP02 BN11	APP02 BNANG11
Travertino	V0102 16	C0102	Q0102 16	BI0102	APP33 BN11	APP33 BNANG11

* Pezzi Speciali abbinabili/Matching trimmings/Pièces spéciales en harmonie/Passende Sonderstücke

colors



20x20-8"x8"



124

pesi imballi

			PZ	MQ	KG	BOX	MQ	KG
Fondo	20x20	MQ	35	1,4000	20,79	68	95,2000	1.433

colors

Grigio PEI 4



20x20 **COR06 22** ■ 52

Arancio PEI 5



20x20 **COR31 22** ■ 52

Limone PEI 5



20x20 **COR13 22** ■ 52

Lavanda PEI 4



20x20 **COR41 22** ■ 52

Eucalipto PEI 4




20x20 **COR24 22** ■ 52

Turchese PEI 4



20x20 **COR49 22** ■ 52

Nero PEI 3



20x20 **COR09 22** ■ 52

country wood



antiscivolo



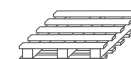
12,5x50-5"x20"

antiscivolo



12,5x50-5"x20"

pesi imballi



			PZ	MQ	KG	BOX	MQ	KG
Fondo	12,5x50	MQ	16	1,0000	22,00	32	32,0000	723
Muretto	25x50	PZ	6	-	16,50	-	-	-
Battiscopa	9x50	PZ	10	-	9,94	-	-	-
Fondo Antiscivolo	12,5x50	MQ	16	1,0000	22,00	32	32,0000	723



country wood

Perla PEI 5



12,5x50 CNW10 12TV ■ 70

Perla antiscivolo PEI 5



12,5x50 CWD10 12TV ■ 70 -a

Sabbia PEI 5



12,5x50 CNW19 12TV ■ 70

Sabbia antiscivolo PEI 5



12,5x50 CWD19 12TV ■ 70 -a

Beige PEI 5



12,5x50 CNW03 12TV ■ 70

Beige antiscivolo PEI 5



12,5x50 CWD03 12TV ■ 70 -a



Muretto Perla
25x50 CNW10MURETTO ● 40-a



Muretto Sabbia
25x50 CNW19MURETTO ● 40-a



Muretto Beige
25x50 CNW03MURETTO ● 40-a



pezzi speciali

Battiscopa
9x50

● 10



Perla	CNW10A BATT50
Sabbia	CNW19A BATT50
Beige	CNW03A BATT50

Bruno

PEI 4



12,5x50 CNW23 12TV ■ 70



Muretto Bruno
25x50 CNW23MURETTO ● 40-a

country wood

Fumo

PEI 4



12,5x50 CNW26 12TV ■ 70



Muretto Fumo
25x50 CNW26MURETTO ● 40-a

pezzi speciali

Battiscopa
9x50

● 10

Bruno	CNW23A BATT50
Fumo	CNW26A BATT50



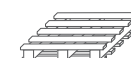
gazebo



16,6x33,3-6¹/₂"x13"



16,6x16,6-6¹/₂"x6¹/₂"



pesi imballi

			PZ	MQ	KG	BOX	MQ	KG
Fondo	16,6x16,6	MQ	32	0,8873	19,15	60	53,2380	1.169
Fondo Tavella	16,6x33,3	MQ	20	1,1090	23,00	42	46,5780	985
Rosone Stella	66,6x66,6	PZ	1	-	10,70	-	-	-
Tozzetto Stella	16,6x16,6	PZ	4	-	1,83	-	-	-
Fregio Cotto	16,6x33,3	PZ	10	-	10,23	-	-	-
Angolo Cotto	16,6x16,6	PZ	4	-	2,02	-	-	-
Battiscopa	8x33,3	PZ	21	-	11,76	-	-	-
Elemento Elle [*]	30x15,5xH4	PZ	8	-	10,13	-	-	-
Torello con griglia [*]	6x33,3	PZ	8	-	5,01	-	-	-
Angolo Torello con griglia [2pz] [*]	6x36	PA	2x4	-	5,10	-	-	-

[*] Articoli unicamente a richiesta / Available only by special order / Articles uniquement sur demande / Nur auf Wunsch gefertigten Artikel

Grigio

PEI 5



16,6x33,3 GZB06TV 16 ■ 56
16,6x16,6 GZB06TZ 16 ■ 54

Sabbia

PEI 5



16,6x33,3 GZB19TV 16 ■ 56
16,6x16,6 GZB19TZ 16 ■ 54

Ambra

PEI 4



16,6x33,3 GZB31TV 16 ■ 56
16,6x16,6 GZB31TZ 16 ■ 54

Terracotta

PEI 4



16,6x33,3 GZB21TV 16 ■ 56
16,6x16,6 GZB21TZ 16 ■ 54



Rosone Stella
66,6x66,6 GZB99ROSONE

● 91



Tozzetto Stella
16,6x16,6 GZB99 16TR

● 47



Fregio Cotto
16,6x33,3 GZB99FREGIO

● 32



Angolo Cotto
16,6x16,6 GZB99ANGFREGI

● 21

pezzi speciali

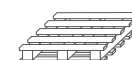
	Battiscopa 7,5x33,3 ● 2	Torello con griglia 6x33,3 ● 41 *	Angolo Torello con griglia 6x36 ▲ 68 *	Elemento L 30x15,5xH4 ● 25
Grigio	GZB06A BATT	T0306TOROGF33	T0306SNDXGF33	GZB06ELLE 30
Sabbia	GZB19A BATT	T0118TOROGF33	T0118SNDXGF33	GZB19ELLE 30
Ambra	GZB31A BATT	T0331TOROGF33	T0331SNDXGF33	GZB31ELLE 30
Terracotta	GZB21A BATT	T0221TOROGF33	T0221SNDXGF33	GZB21ELLE 30

* Pezzi Speciali abbinabili/Matching trimmings/Pièces spéciales en harmonie/Passende Sonderstücke

life



33,3x33,3-13"x13"



pesi imballi

PZ MQ KG BOX MQ KG

Fondo	33,3x33,3	MQ	12	1,3308	21,68	44	58,5552	973
Treccia Life Chiaro	6,5x33,3	PZ	6	-	2,46	-	-	-
Battiscopa	8x33,3	PZ	24	-	12,20	-	-	-
Gradino Step [*]	33,3x33,3	PZ	12	-	19,98	-	-	-

[*] Articoli unicamente a richiesta / Available only by special order / Articles uniquement sur demande / Nur auf Wunsch gefertigten Artikel

Bianco

PEI 5



33,3x33,3 LIF00 33 ■ 53

Beige

PEI 5



33,3x33,3 LIF03 33 ■ 53

Grigio

PEI 5



33,3x33,3 LIF06 33 ■ 53



Treccia Life Chiaro
6,5x33,3 LIF9917A TRC ● 26

pezzi speciali

Battiscopa
8x33,3
● 2

Gradino Step
33,3x33,3
● 21

Bianco	LIF00A BATT	LIF00A 33STP
Beige	LIF03A BATT	LIF03A 33STP
Grigio	LIF06A BATT	LIF06A 33STP

lux

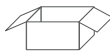
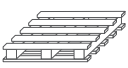


33,3x33,3-13"x13"



134

pesi imballi

						
			PZ	MQ	KG	BOX MQ KG
Fondo	33,3x33,3	MQ	12	1,3308	25,70	44 58,5552 1.150

Oceano PEI 4



33,3x33,3 LUX46 33 ■ 53

Miele PEI 4



33,3x33,3 LUX22 33 ■ 53

Lilla PEI 4



33,3x33,3 LUX14 33 ■ 53

Lime PEI 4

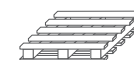


33,3x33,3 LUX32 33 ■ 53

le murge



33,3x33,3-13"x13"



pesi imballi

			PZ	MQ	KG	BOX	MQ	KG
Fondo	33,3x33,3	MQ	12	1,3308	25,48	44	58,5552	1.140
Fregio Domino	11x33,3	PZ	12	-	7,93	-	-	-
Angolo Domino	11x11	PZ	8	-	1,76	-	-	-
Battiscopa	8x33,3	PZ	24	-	12,74	-	-	-
Gradino step (*)	33,3x33,3	PZ	10	-	21,55	-	-	-
Torello con griglia (*)	6x33,3	PZ	8	-	5,02	-	-	-
Angolo Torello con griglia (2pz) (*)	6x36	PA	2x4	-	5,10	-	-	-

(*) Articoli unicamente a richiesta / Available only by special order / Articles uniquement sur demande / Nur auf Wunsch gefertigten Artikel

Avorio

PEI 5



33,3x33,3 MRG02 33 ■ 49

Avana

PEI 4



33,3x33,3 MRG18 33 ■ 49

Ciliegio

PEI 4



33,3x33,3 MRG29 33 ■ 49

Grigio

PEI 5



33,3x33,3 MRG06 33 ■ 49



Fregio Domino
11x33,3 MRG99FREGIO ● 27



Angolo Domino
11x11 MRG99ANGFREGI ● 26

pezzi speciali				
	Battiscopa 8x33,3 ● 2	Gradino Step 33,3x33,3 ● 16	Torello con griglia 6x33,3 ● 41 *	Angolo Torello con griglia 6x36 ▲ 68 *
Avorio	MRG02A BATT	MRG02A 33S	T0302TOROGF33	T0302SNDXGF33
Avana	MRG18A BATT	MRG18A 33S	T0118TOROGF33	T0118SNDXGF33
Ciliegio	MRG29A BATT	MRG29A 33S	T0129TOROGF33	T0129SNDXGF33
Grigio	MRG06A BATT	MRG06A 33S	T0106TOROGF33	T0106SNDXGF33

* Pezzi Speciali abbinabili/Matching trimmings/Pièces spéciales en harmonie/Passende Sonderstücke

mediterraneo



naturale

naturale

pesi imballi

pavimento

rivestimento

naturale



50x50-20"x20"

lappato



50x50-20"x20"

lappato rettificato



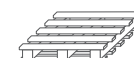
24,4x24,4 - 9¹/₂"x9¹/₂"



12,1x49 - 4³/₄"x19¹/₂"



12,1x12,1 - 4³/₄"x 4³/₄"



			PZ	MQ	KG	BOX	MQ	KG
Fondo Naturale	50x50	MQ	6	1,5114	33,00	24	36,2736	811
Fondo Naturale Ischia	50x50	MQ	6	1,5114	33,00	24	36,2736	811
Fondo Naturale Capri	50x50	MQ	6	1,5114	33,00	24	36,2736	811
Cassettone Taormina Naturale	12,5x50	PZ	6	-	7,68	-	-	-
Battiscopa Naturale	9,5x50	PZ	10	-	11,08	-	-	-
Torello con griglia [*]	4x50	PZ	4	-	3,28	-	-	-
Angolo Torello con griglia [*]	4x52	PA	2x2	-	3,10	-	-	-
Fondo Lappato	50x50	MQ	6	1,5114	33,00	24	36,2736	811
Fondo Lappato Ischia	50x50	MQ	6	1,5114	33,00	24	36,2736	811
Fondo Lappato Capri	50x50	MQ	6	1,5114	33,00	24	36,2736	811
Cassettone Amalfi Lappato	12,5x50	PZ	6	-	7,68	-	-	-
Battiscopa Lappato	9,5x50	PZ	10	-	11,08	-	-	-
Fondo Lappato Rettificato	24,4x24,4	MQ	10	0,5950	13,68	56	33,3200	785
Fondo Lappato Rettificato	12,1x49	MQ	10	0,5930	13,44	36	21,3480	502
Fondo Lappato Rettificato	12,1x12,1	MQ	20	0,2920	6,60	84	24,5280	573
Bacchetta	2x49	PZ	4	-	0,76	-	-	-
Angolo Bacchetta	h2	PA	1x4	-	0,036	-	-	-
Mosaico Lappato (su rete)	24,4x24,4	PZ	6	-	6,76	-	-	-
Tozzetto Foglie&Fiori	24,4x24,4	PZ	4	-	5,44	-	-	-
Treccia Marina (su rete)	4x24,4	PZ	6	-	1,28	-	-	-
Treccia Ethno (su rete)	4x24,4	PZ	6	-	1,28	-	-	-
Tozzetti Lavanda	12,1x12,1	PA	4x1	-	1,35	-	-	-
Tavella Lavanda	12,1x49	PZ	4	-	5,32	-	-	-
Tozzetto Maiolica 1	12,1x12,1	PZ	4	-	1,33	-	-	-
Tozzetto Maiolica 2	12,1x12,1	PZ	4	-	1,33	-	-	-
Tozzetto Maiolica 3	12,1x12,1	PZ	4	-	1,33	-	-	-

[*] Articoli unicamente a richiesta / Available only by special order / Articles uniquement sur demande / Nur auf Wunsch gefertigten Artikel



Bianco naturale PEI 5



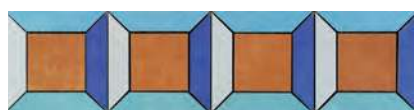
50x50 MED00 50 ■ 67-a

Bianco lappato



50x50 MED00 50LAP ■ 72-a

Cassettone Taormina



Cassettone Taormina
12,5x50 MED99CAS ● 41

Cassettone lappato Amalfi



Cassettone Lappato Amalfi
12,5x50 MED99LAPCAS ● 41

Cotto naturale PEI 4



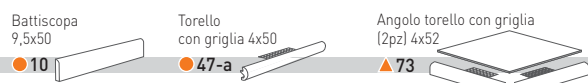
50x50 MED21 50 ■ 67-a

Cotto lappato



50x50 MED21 50LAP ■ 72-a

pezzi speciali



Bianco naturale	MED00A BATT	MED00TOROGF50	MED00SNDXGF50
Cotto naturale	MED21A BATT	MED21TOROGF50	MED21SNDXGF50



Bianco lappato	MED00A LAPBAT
Cotto lappato	MED21A LAPBAT

Ischia Cotto naturale PEI 4



50x50 MEI21 50 ■72

Ischia Cotto lappato



50x50 MEI21 50LAP ■76

Capri Cotto-Bianco naturale PEI 4



50x50 MEC21C 50 ■72

Capri Cotto-Bianco lappato



50x50 MEC21C 50LAP ■76

Capri Cotto-Blu naturale PEI 4



50x50 MEC08C 50 ■72

Capri Cotto-Blu lappato



50x50 MEC08C 50LAP ■76

pezzi speciali

Battiscopa
9,5x50



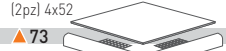
10

Torello
con griglia 4x50



47-a

Angolo torello con griglia
(2pz) 4x52



73

naturale

MED21A BATT

MED21TOROGF50

MED21SNDXGF50

lappato

Battiscopa
9,5x50



14

MED21A LAPBAT

Acqua naturale PEI 5



50x50 MED12 50 ■ 67-a

Acqua lappato




50x50 MED12 50LAP ■ 72-a

Ischia Acqua naturale PEI 5



50x50 MEI12 50 ■ 72

Ischia Acqua lappato



50x50 MEI12 50LAP ■ 76

Capri Bianco-Acqua naturale PEI 5







50x50 MEC12B 50 ■ 72

Capri Bianco-Acqua lappato



50x50 MEC12B 50LAP ■ 76

pezzi speciali

	<p>Battiscopa 9,5x50 ● 10</p> 	<p>Torello con griglia 4x50 ● 47-a</p> 	<p>Angolo torello con griglia (2pz) 4x52 ▲ 73</p> 
naturale	MED12A BATT	MED12TOROGF50	MED12SNDXGF50
	<p>Battiscopa 9,5x50 ● 14</p> 		
lappato	MED12A LAPBAT		

Turchese naturale PEI 5




50x50 MED49 50 ■ 67-a

Turchese lappato




50x50 MED49 50LAP ■ 72-a

Ischia Turchese naturale PEI 5



50x50 MEI49 50 ■ 72

Ischia Turchese lappato



50x50 MEI49 50LAP ■ 76

Capri Bianco-Turchese naturale PEI 5



50x50 MEC49B 50 ■ 72

Capri Bianco-Turchese lappato



50x50 MEC49B 50LAP ■ 76

pezzi speciali

Battiscopa
9,5x50

10



Torello
con griglia 4x50

47-a



Angolo torello con griglia
(2pzl) 4x52

73



naturale

MED49A BATT

MED49TOROGF50

MED49SNDXGF50

lappato

Battiscopa
9,5x50

14



MED49A LAPBAT

Blu naturale PEI 4




50x50 MED08 50 ■ 67-a

Blu lappato




50x50 MED08 50LAP ■ 72-a

Ischia Blu naturale PEI 4



50x50 MEI08 50 ■ 72

Ischia Blu lappato



50x50 MEI08 50LAP ■ 76

Capri Bianco-Blu naturale PEI 4



50x50 MEC08B 50 ■ 72

Capri Bianco-Blu lappato



50x50 MEC08B 50LAP ■ 76

pezzi speciali

Battiscopa
9,5x50

● 10



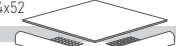
Torello
con griglia 4x50

● 47-a



Angolo torello con griglia
(2pz) 4x52

▲ 73



naturale

MED08A BATT

MED08TOROGF50

MED08SNDXGF50

Battiscopa
9,5x50


● 14



lappato

MED08A LAPBAT

Cotto lappato rettificato



24,4x24,4 MED21LAP 24TZ ■ 74-a



12,1x49 MED21LAP 49TV ■ 74-a



12,1x12,1 MED21LAP 12TZ ■ 81




Bacchetta Cotto
2x49 MED21A BAC49 ● 36



Angolo Bacchetta Cotto
H2 MED21A BIC ▲ 64-a

Bianco lappato rettificato




24,4x24,4 MED00LAP 24TZ ■ 74-a




12,1x49 MED00LAP 49TV ■ 74-a



12,1x12,1 MED00LAP 12TZ ■ 81



Mosaico Cotto lappato
24,4x24,4 MED21LMOSAICO ● 20



Mosaico Bianco lappato
24,4x24,4 MED00LMOSAICO ● 20



Tozzetto Foglie & Fiori Cotto
24,4x24,4 MED2111A 24TZ ● 41-a



Treccia Ethno
4x24,4 MED9937A TRC ● 36



Tozzetto Maiolica 1 Cotto
12,1x12,1 MED2157A 12TZ ● 25



Tozzetto Maiolica 2 Cotto
12,1x12,1 MED2167A 12TZ ● 25



Tozzetto Maiolica 3 Cotto
12,1x12,1 MED2177A 12TZ ● 25



Tavella Lavanda
12,1x49 MED9947A TAV ● 53



Tozzetti Lavanda (mix4)
12,1x12,1 MED9941A 12TZ ▲ 67

Acqua lappato rettificato



24,4x24,4 **MED12LAP 24TZ** ■ 74-a



12,1x49 **MED12LAP 49TV** ■ 74-a



12,1x12,1 **MED12LAP 12TZ** ■ 81



Bacchetta Acqua
2x49 **MED12A BAC49** ● 36



Angolo Bacchetta Acqua
H2 **MED12A BIC** ▲ 64-a


Bianco lappato rettificato




24,4x24,4 **MED00LAP 24TZ** ■ 74-a




12,1x49 **MED00LAP 49TV** ■ 74-a




12,1x12,1 **MED00LAP 12TZ** ■ 81



Mosaico Acqua lappato
24,4x24,4 **MED12LMOSAICO** ● 20



Mosaico Bianco lappato
24,4x24,4 **MED00LMOSAICO** ● 20



Tozzetto Foglie & Fiori Acqua
24,4x24,4 **MED1211A 24TZ** ● 41-a



Treccia Ethno
4x24,4 **MED9937A TRC** ● 36



Tozzetto Maiolica 1 Blu
12,1x12,1 **MED0857A 12TZ** ● 25



Tozzetto Maiolica 2 Blu
12,1x12,1 **MED0867A 12TZ** ● 25



Tozzetto Maiolica 3 Blu
12,1x12,1 **MED0877A 12TZ** ● 25



Tavella Lavanda
12,1x49 **MED9947A TAV** ● 53



Tozzetti Lavanda (mix4)
12,1x12,1 **MED9941A 12TZ** ▲ 67

Turchese lappato rettificato



24,4x24,4 **MED49LAP 24TZ** ■ 74-a



12,1x49 **MED49LAP 49TV** ■ 74-a



12,1x12,1 **MED49LAP 12TZ** ■ 81



Bacchetta Turchese
2x49 **MED49A BAC49** ● 36



Angolo Bacchetta Turchese
H2 **MED49A BIC** ▲ 64-a


Bianco lappato rettificato




24,4x24,4 **MED00LAP 24TZ** ■ 74-a




12,1x49 **MED00LAP 49TV** ■ 74-a



12,1x12,1 **MED00LAP 12TZ** ■ 81



Mosaico Turchese lappato
24,4x24,4 **MED49LMOSAICO** ● 20



Mosaico Bianco lappato
24,4x24,4 **MED00LMOSAICO** ● 20



Tozzetto Foglie & Fiori Turchese
24,4x24,4 **MED4911A 24TZ** ● 41-a



Treccia Ethno
4x24,4 **MED9937A TRC** ● 36



Tozzetto Maiolica 1 Blu
12,1x12,1 **MED0857A 12TZ** ● 25



Tozzetto Maiolica 2 Blu
12,1x12,1 **MED0867A 12TZ** ● 25



Tozzetto Maiolica 3 Blu
12,1x12,1 **MED0877A 12TZ** ● 25



Tavella Lavanda
12,1x49 **MED9947A TAV** ● 53



Tozzetti Lavanda (mix4)
12,1x12,1 **MED9941A 12TZ** ▲ 67

Blu lappato rettificato



24,4x24,4 MED08LAP 24TZ ■ 74-a



12,1x49 MED08LAP 49TV ■ 74-a



12,1x12,1 MED08LAP 12TZ ■ 81




Bacchetta Blu
2x49 MED08A BAC49 ● 36



Angolo Bacchetta Blu
H2 MED08A BIC ▲ 64-a

Bianco lappato rettificato



24,4x24,4 MED00LAP 24TZ ■ 74-a




12,1x49 MED00LAP 49TV ■ 74-a



12,1x12,1 MED00LAP 12TZ ■ 81



Mosaico Blu lappato
24,4x24,4 MED08LMOSAICO ● 20



Mosaico Bianco lappato
24,4x24,4 MED00LMOSAICO ● 20



Tozzetto Foglie & Fiori Blu
24,4x24,4 MED0811A 24TZ ● 41-a



Treccia Ethno
4x24,4 MED9937A TRC ● 36



Treccia Marina
4x24,4 MED0827A TRC ● 32



Tozzetto Maiolica 1 Blu
12,1x12,1 MED0857A 12TZ ● 25



Tozzetto Maiolica 2 Blu
12,1x12,1 MED0867A 12TZ ● 25



Tozzetto Maiolica 3 Blu
12,1x12,1 MED0877A 12TZ ● 25



Tozzetto Maiolica 1 Cotto
12,1x12,1 MED2157A 12TZ ● 25



Tozzetto Maiolica 2 Cotto
12,1x12,1 MED2167A 12TZ ● 25



Tozzetto Maiolica 3 Cotto
12,1x12,1 MED2177A 12TZ ● 25



Tavella Lavanda
12,1x49 MED9947A TAV ● 53



Tozzetti Lavanda (mix4)
12,1x12,1 MED9941A 12TZ ▲ 67



must

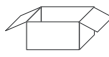
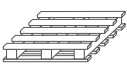


20x20-8"x8"



150

pesi imballi

								
			PZ	MQ	KG	BOX	MQ	KG
Fondo	20x20	MQ	22	0,8800	22,00	68	59,8400	1.509

Bianco PEI 4



20x20 MST00 22 ■ 70

Grigio PEI 3



20x20 MST06 22 ■ 71

Nero PEI 3



20x20 MST09 22 ■ 71

Giallo PEI 4




20x20 MST13 22 ■ 70

Arancio PEI 3



20x20 MST31 22 ■ 70

Cacao PEI 3



20x20 MST23 22 ■ 71

Rosso PEI 3



20x20 MST11 22 ■ 71

Amaranto PEI 3



20x20 MST25 22 ■ 71

Viola PEI 3



20x20 MST41 22 ■ 71

Verde PEI 3




20x20 MST12 22 ■ 70

Avio PEI 3



20x20 MST49 22 ■ 70

Blu PEI 3



20x20 MST08 22 ■ 71

natura



50x50-20''x20''



33,3x33,3-13''x13''



30x60-12''x24''

pesi imballi



			PZ	MQ	KG	BOX	MQ	KG
Fondo	30x60	MQ	6	1,0800	23,60	40	43,2000	963
Fondo	50x50	MQ	6	1,5114	33,00	24	36,2736	811
Fondo	33,3x33,3	MQ	10	1,1090	23,90	44	48,7960	1.070
Mosaico Natura	30x30	PZ	6	-	10,98	-	-	-
Muretto Natura	30x30	PZ	6	-	10,98	-	-	-
Lamellare Natura	30x30	PZ	6	-	10,98	-	-	-
Bacchetta Satinata Cromo	1,5x60	PZ	4	-	0,70	-	-	-
Quarter Round Satinato Cromo	1x60	PZ	4	-	0,54	-	-	-
Bacchetta New York	1,5x50	PZ	12	-	1,90	-	-	-
Angolo New York	1,5x1,5	PZ	12	-	0,05	-	-	-
Battiscopa	9,5x60	PZ	10	-	12,15	-	-	-
Battiscopa	8x33,3	PZ	21	-	11,76	-	-	-
Gradino Step [*]	30x60	PZ	6	-	24,00	-	-	-
Torello Metal 60 [*]	3,5x60	PZ	4	-	2,73	-	-	-
Angolo Torello Metal 60 [2pz] [*]	3,5x61	PA	2x2	-	2,73	-	-	-
Torello Metal 50 [*]	3,5x50	PZ	4	-	2,68	-	-	-
Angolo Torello Metal 50 [2pz] [*]	3,5x51,5	PA	2x2	-	2,68	-	-	-

[*] Articoli unicamente a richiesta / Available only by special order / Articles uniquement sur demande / Nur auf Wunsch gefertigten Artikel



Grigio

PEI 5 classe 5



50x50 **NTR06 50** ■ 65
33,3x33,3 **NTR06 33** ■ 62-b



Bacchetta New York
1,5x50 **STY99A BAC** ● 21



Angolo New York
1,5x1,5 **STY99A ANG** ● 1



30x60 **NTR06 36** ■ 66



Bacchetta Satinato Cromo
1,5x60 **BM0326S 60** ● 25



Angolo New York
1,5x1,5 **STY99A ANG** ● 1



Quarter Round Satinato Cromo
1x60 **QM0226S 60** ● 31



Mosaico Grigio
30x30 **NTR06MOSAICO** ● 34



Muretto Grigio
30x30 **NTR06MURETTO** ● 48



Lamellare Grigio
30x30 **NTR06DEC 30** ● 53



pezzi speciali

Battiscopa
9,5x60

● 15



Battiscopa
8x33,3

● 4



Gradino Step
30x60

● 40



Torello Metal
3,5x60

● 72



Angolo Torello Metal
3,5x61

▲ 85



Grigio NTR06A BATT60

NTR06A BATT33

NTR06A 36STP

TM02 60

TM02SNDX 60

Torello Metal 50
3,5x50

● 70-a



Angolo Torello Metal 50
3,5x51,5

▲ 83



Grigio TM01 50

TM01SNDX 50

Avorio

PEI 5 classe 5



50x50 **NTR02 50** ■ 65
33,3x33,3 **NTR02 33** ■ 62-b



30x60 **NTR02 36** ■ 66

Bacchetta New York
1,5x50 **STY99A BAC** ● 21

Angolo New York
1,5x1,5 **STY99A ANG** ● 1

Bacchetta Satinato Cromo
1,5x60 **BM0326S 60** ● 25

Angolo New York
1,5x1,5 **STY99A ANG** ● 1

Quarter Round Satinato Cromo
1x60 **QM0226S 60** ● 31



Mosaico Avorio
30x30 **NTR02MOSAICO** ● 34



Muretto Avorio
30x30 **NTR02MURETTO** ● 48



Lamellare Avorio
30x30 **NTR02DEC 30** ● 53



Mosaico Mix Light
30x30 **NTR29MOSAICO** ● 34



Muretto Mix Light
30x30 **NTR29MURETTO** ● 48

pezzi speciali



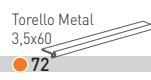
Battiscopa
9,5x60
● 15



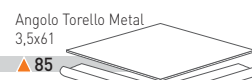
Battiscopa
8x33,3
● 4



Gradino Step
30x60
● 40



Torello Metal
3,5x60
● 72



Angolo Torello Metal
3,5x61
▲ 85

Avorio

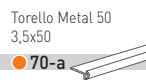
NTR02A BATT60

NTR02A BATT33

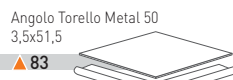
NTR02A 36STP

TM02 60

TM02SNDX 60



Torello Metal 50
3,5x50
● 70-a



Angolo Torello Metal 50
3,5x51,5
▲ 83

Avorio

TM01 50

TM01SNDX 50

natura

Sabbia

PEI 5 classe 5



50x50 **NTR19 50** ■ 65
33,3x33,3 **NTR19 33** ■ 62-b



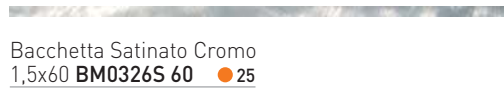
Bacchetta New York
1,5x50 **STY99A BAC** ● 21



Angolo New York
1,5x1,5 **STY99A ANG** ● 1



30x60 **NTR19 36** ■ 66



Bacchetta Satinato Cromo
1,5x60 **BM0326S 60** ● 25



Angolo New York
1,5x1,5 **STY99A ANG** ● 1



Quarter Round Satinato Cromo
1x60 **QM0226S 60** ● 31



Mosaico Sabbia
30x30 **NTR19MOSAICO** ● 34



Muretto Sabbia
30x30 **NTR19MURETTO** ● 48



Lamellare Sabbia
30x30 **NTR19DEC 30** ● 53





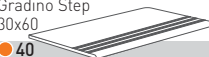

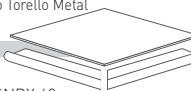
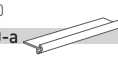
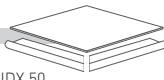
Mosaico Mix Light
30x30 **NTR29MOSAICO** ● 34



Muretto Mix Light
30x30 **NTR29MURETTO** ● 48



pezzi speciali

	<p>Battiscopa 9,5x60 ● 15</p> 	<p>Battiscopa 8x33,3 ● 4</p> 	<p>Gradino Step 30x60 ● 40</p> 	<p>Torello Metal 3,5x60 ● 72</p> 	<p>Angolo Torello Metal 3,5x61 ▲ 85</p> 
Sabbia	NTR19A BATT60	NTR19A BATT33	NTR19A 36STP	TM02 60	TM02SNDX 60
	<p>Torello Metal 50 3,5x50 ● 70-a</p> 	<p>Angolo Torello Metal 50 3,5x51,5 ▲ 83</p> 			
Sabbia	TM01 50	TM01SNDX 50			

Tabacco

PEI 4



50x50 **NTR21 50** ■ 65
 33,3x33,3 **NTR2133** ■ 62-b

Bacchetta New York
 1,5x50 **STY99A BAC** ● 21

Angolo New York
 1,5x1,5 **STY99A ANG** ● 1



30x60 **NTR21 36** ■ 66

Bacchetta Satinato Cromo
 1,5x60 **BM0326S 60** ● 25

Angolo New York
 1,5x1,5 **STY99A ANG** ● 1

Quarter Round Satinato Cromo
 1x60 **QM0226S 60** ● 31



Mosaico Tabacco
 30x30 **NTR21MOSAICO** ● 34



Muretto Tabacco
 30x30 **NTR21MURETTO** ● 48



Lamellare Tabacco
 30x30 **NTR21DEC 30** ● 53



Mosaico Mix Dark
 30x30 **NTR32MOSAICO** ● 34



Muretto Mix Dark
 30x30 **NTR32MURETTO** ● 48

pezzi speciali

Battiscopa
 9,5x60
● 15

Battiscopa
 8x33,3
● 4

Gradino Step
 30x60
● 40

Torello Metal
 3,5x60
● 72

Angolo Torello Metal
 3,5x61
▲ 85

Tabacco

NTR21A BATT60

NTR21A BATT33

NTR21A 36STP

TM02 60

TM02SNDX 60

Tabacco

Torello Metal 50
 3,5x50
● 70-a

Angolo Torello Metal 50
 3,5x51,5
▲ 83

TM01 50

TM01SNDX 50

natura

Rame

PEI 4



50x50 **NTR12 50** ■ 65
33,3x33,3 **NTR12 33** ■ 62-b

Bacchetta New York
1,5x50 **STY99A BAC** ● 21

Angolo New York
1,5x1,5 **STY99A ANG** ● 1



30x60 **NTR12 36** ■ 66

Bacchetta Satinato Cromo
1,5x60 **BM0326S 60** ● 25

Angolo New York
1,5x1,5 **STY99A ANG** ● 1

Quarter Round Satinato Cromo
1x60 **QM0226S 60** ● 31



Mosaico Rame
30x30 **NTR12MOSAICO** ● 34



Muretto Rame
30x30 **NTR12MURETTO** ● 48



Lamellare Rame
30x30 **NTR12DEC 30** ● 53



Mosaico Mix Dark
30x30 **NTR32MOSAICO** ● 34



Muretto Mix Dark
30x30 **NTR32MURETTO** ● 48

pezzi speciali

	<p>Battiscopa 9,5x60 ● 15</p>	<p>Battiscopa 8x33,3 ● 4</p>	<p>Gradino Step 30x60 ● 40</p>	<p>Torello Metal 3,5x60 ● 72</p>	<p>Angolo Torello Metal 3,5x61 ▲ 85</p>
Rame	NTR12A BATT60	NTR12A BATT33	NTR12A 36STP	TM02 60	TM02SNDX 60
	<p>Torello Metal 50 3,5x50 ● 70-a</p>	<p>Angolo Torello Metal 50 3,5x51,5 ▲ 83</p>			
Rame	TM01 50	TM01SNDX 50			

Caffè

PEI 4



50x50 **NTR23 50** ■ 65
33,3x33,3 **NTR23 33** ■ 62-b



Bacchetta New York
1,5x50 **STY99A BAC** ● 21



Angolo New York
1,5x1,5 **STY99A ANG** ● 1



30x60 **NTR23 36** ■ 66



Bacchetta Satinato Cromo
1,5x60 **BM0326S 60** ● 25



Angolo New York
1,5x1,5 **STY99A ANG** ● 1



Quarter Round Satinato Cromo
1x60 **QM0226S 60** ● 31



Mosaico Caffè
30x30 **NTR23MOSAICO** ● 34



Muretto Caffè
30x30 **NTR23MURETTO** ● 48



Lamellare Caffè
30x30 **NTR23DEC 30** ● 53



Mosaico Mix Dark
30x30 **NTR32MOSAICO** ● 34



Muretto Mix Dark
30x30 **NTR32MURETTO** ● 48



pezzi speciali

Battiscopa
9,5x60
● 15



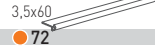
Battiscopa
8x33,3
● 4



Gradino Step
30x60
● 40



Torello Metal
3,5x60
● 72



Angolo Torello Metal
3,5x61
▲ 85



Caffè

NTR23A BATT60

NTR23A BATT33

NTR23A 36STP

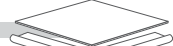
TM02 60

TM02SNDX 60

Torello Metal 50
3,5x50
● 70-a



Angolo Torello Metal 50
3,5x51,5
▲ 83



Caffè

TM01 50

TM01SNDX 50

natura

soleado



antiscivolo



50x50-20"x20"



33,3x33,3-13"x13"



16,6x33,3-6^{1/2}"x13"

antiscivolo

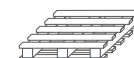


50x50-20"x20"



33,3x33,3-13"x13"

pesi imballi



			PZ	MQ	KG	BOX	MQ	KG
Fondo	50x50	MQ	6	1,5114	31,35	24	36,2736	771
Fondo	33,3x33,3	MQ	10	1,1090	24,10	44	48,7960	1.079
Fondo	16,6x33,3	MQ	20	1,1090	23,00	42	46,5780	985
Fregio Spina	16,6x33,3	PZ	8	-	8,95	-	-	-
Angolo Spina	16,6x16,6	PZ	4	-	2,28	-	-	-
Battiscopa	8x33,3	PZ	21	-	11,76	-	-	-
Elemento L [*]	33,3x16,5x8h	PZ	6	-	11,20	-	-	-
Gradino step [*]	33,3x33,3	PZ	9	-	21,42	-	-	-
Torello con griglia [*]	6x33,3	PZ	8	-	5,02	-	-	-
Angolo Torello con griglia [2pz] [*]	6x36	PA	2x4	-	5,10	-	-	-
Fondo Antiscivolo	50x50	MQ	6	1,5114	31,46	24	36,2736	774
Fondo Antiscivolo	33,3x33,3	MQ	10	1,1090	24,54	44	48,7960	1.098
Elemento L piegato Antiscivolo [*]	33,3x15x4,5h	PZ	8	-	10,32	-	-	-

[*] Articoli unicamente a richiesta / Available only by special order / Articles uniquement sur demande / Nur auf Wunsch gefertigten Artikel



soleado

Terracotta PEI 4



33,3x33,3 SOL21 33 ■ 55
16,6x33,3 SOL21TV 16 ■ 58



Fregio Spina Terracotta
16,6x33,3 SOL21FREGIO ● 42



Angolo Spina Terracotta
16,6x16,6 SOL21ANGFREGI ● 36

Rosacotto PEI 5



50x50 SOL27 50 ■ 61
33,3x33,3 SOL27 33 ■ 55
16,6x33,3 SOL27TV 16 ■ 58



Fregio Spina Rosacotto
16,6x33,3 SOL27FREGIO ● 42



Angolo Spina Rosacotto
16,6x16,6 SOL27ANGFREGI ● 36


Rosacotto antiscivolo PEI 5



50x50 SLD27 50 ■ 64
33,3x33,3 SLD27 33 ■ 59

Beige

PEI 5



50x50 **SOL35 50** ■ 61
 33,3x33,3 **SOL35 33** ■ 55
 16,6x33,3 **SOL35TV 16** ■ 58




Fregio Spina Beige
 16,6x33,3 **SOL35FREGIO** ● 42



Angolo Spina Beige
 16,6x16,6 **SOL35ANGFREGI** ● 36

Beige antiscivolo

PEI 5



50x50 **SLD35 50** ■ 64
 33,3x33,3 **SLD35 33** ■ 59

soleado

pezzi speciali						
	Battiscopa 8x33,3 ● 2	Gradino Step 33,3x33,3 ● 16	Torello con griglia 6x33,3 ● 41 *	Angolo Torello con griglia 6x36 ▲ 68 *	Elemento L 33,3x16,5xH8 ● 33	Elemento L Piegato Antiscivolo 33,3x15xH4,5 ● 33
Terracotta	SOL21A BATT	SOL21A 33S	T0221TOROGF33	T0221SNDXGF33	SOL21ELLE 33	-
Rosacotto	SOL27A BATT	SOL27A 33S	T0127TOROGF33	T0127SNDXGF33	SOL27ELLE 33	SLD27ELLE 33
Beige	SOL35A BATT	SOL35A 33S	T0135TOROGF33	T0135SNDXGF33	SOL35ELLE 33	SLD35ELLE 33

* Pezzi Speciali abbinabili/Matching trimmings/Pièces spéciales en harmonie/Passende Sonderstücke

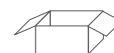
trevi



50x50-20"x20"



33,3x33,3-13"x13"



pesi imballi

PZ MQ KG BOX MQ KG

			PZ	MQ	KG	BOX	MQ	KG
Fondo	50x50	MQ	6	1,5114	31,10	24	36,2736	765
Fondo	33,3x33,3	MQ	10	1,1090	23,30	44	48,7960	1.044
Muretto	16,5x50	PZ	6	-	10,78	-	-	-
Bacchetta New York	1,5x50	PZ	12	-	1,90	-	-	-
Angolo New York	1,5x1,5	PZ	12	-	0,05	-	-	-
Battiscopa	8x33,3	PZ	21	-	11,76	-	-	-
Gradino Step [*]	33,3x33,3	PZ	10	-	21,18	-	-	-
Torello con griglia [*]	5x33,3	PZ	4	-	2,67	-	-	-
Angolo Torello con griglia (2pz) [*]	5x33,3	PA	2x2	-	2,67	-	-	-
Torello Metal [*]	3,5x50	PZ	4	-	2,68	-	-	-
Angolo Torello Metal (2pz) [*]	3,5x51,5	PA	2x2	-	2,68	-	-	-

[*] Articoli unicamente a richiesta / Available only by special order / Articles uniquement sur demande / Nur auf Wunsch gefertigten Artikel



Avorio


PEI 5



50x50 TRI02 50 ■ 65
 33,3x33,3 TRI02 33 ■ 63



Bacchetta New York
 1,5x50 STY99A BAC ● 21



Muretto Trevi Avorio
 16,5x50 TRI02MURETTO ● 35



Angolo New York
 1,5x1,5 STY99A ANG ● 1

Sabbia

PEI 4



50x50 TRI19 50 ■ 65
 33,3x33,3 TRI19 33 ■ 63



Bacchetta New York
 1,5x50 STY99A BAC ● 21



Muretto Trevi Melange
 16,5x50 TRI99MURETTO ● 35



Angolo New York
 1,5x1,5 STY99A ANG ● 1

pezzi speciali

	Battiscopa 8x33,3 ● 4	Gradino Step 33,3x33,3 ● 21	Torello con griglia 5x33,3 ● 36-a	Angolo Torello con griglia 5x33,3 ▲ 67	Torello Metal 50 3,5x50 ● 70-a	Angolo Torello Metal 50 3,5x51,5 ▲ 83
Avorio	TRI02A BATT33	TRI02A 33STP	TRI02TOROG33	TRI02SNDXG33	TM01 50	TM01SNDX 50
Sabbia	TRI19A BATT33	TRI19A 33STP	TRI19TOROG33	TRI19SNDXG33	TM01 50	TM01SNDX 50

Oro

PEI 4



50x50 TRI22 50 ■ 65
 33,3x33,3 TRI22 33 ■ 63



Bacchetta New York
 1,5x50 STY99A BAC ● 21



Muretto Trevi Melange
 16,5x50 TRI99MURETTO ● 35

Angolo New York
 1,5x1,5 STY99A ANG ● 1

trevi

Noce

PEI 4



50x50 TRI23 50 ■ 65
 33,3x33,3 TRI23 33 ■ 63



Bacchetta New York
 1,5x50 STY99A BAC ● 21



Muretto Trevi Melange
 16,5x50 TRI99MURETTO ● 35

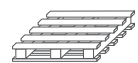
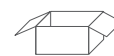
Angolo New York
 1,5x1,5 STY99A ANG ● 1

		pezzi speciali					
		Battiscopa 8x33,3 ● 4	Gradino Step 33,3x33,3 ● 21	Torello con griglia 5x33,3 ● 36-a	Angolo Torello con griglia 5x33,3 ▲ 67	Torello Metal 50 3,5x50 ● 70-a	Angolo Torello Metal 50 3,5x51,5 ▲ 83
Oro		TRI22A BATT33	TRI22A 33STP	TRI22TOROG33	TRI22SNDXG33	TM01 50	TM01SNDX 50
Noce		TRI23A BATT33	TRI23A 33STP	TRI23TOROG33	TRI23SNDXG33	TM01 50	TM01SNDX 50

uni



33,3x33,3-13"x13"



168

pesi imballi

			PZ	MQ	KG	BOX	MQ	KG
Fondo	33,3x33,3	MQ	12	1,3308	25,74	44	58,5552	1.151

Beige PEI 4



33,3x33,3 UNI03 33 ■ 53-a

Giallo PEI 4



33,3x33,3 UNI13 33 ■ 53-a

Acqua PEI 4




33,3x33,3 UNI12 33 ■ 53-a

Malva PEI 3




33,3x33,3 UNI28 33 ■ 53-a

Grigio PEI 4



33,3x33,3 UNI06 33 ■ 53-a

Blu PEI 3



33,3x33,3 UNI08 33 ■ 53-a

Nero PEI 3



33,3x33,3 UNI09 33 ■ 53-a



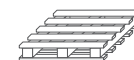
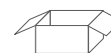
monocottura da rivestimento

absolute liscio
acropoli
chakra liscio
chic
essenze
filè
jet set liscio
jolie
kaleidos
les arts
p70
sapori
splodos
thesi
touch
trend
vanity
zero

absolute liscio



20x20-8''x8''



pesi imballi

PZ MQ KG BOX MQ KG

			PZ	MQ	KG	BOX	MQ	KG
Fondo	20x20	MQ	25	1,0000	16,50	72	72,0000	1.207
Bacchetta	2x20	PZ	6	-	0,51	-	-	-
Angolo	H2	PA	1x4	-	0,036	-	-	-
Listello Gocce	3,5x20	PZ	6	-	0,78	-	-	-
Treccia Smalto	3,5x20	PZ	6	-	0,74	-	-	-
Pannello Daisy (4pz)	20x20	PA	4x1	-	2,72	-	-	-
Inserto Daisy (2pz)	20x20	PA	2x2	-	2,68	-	-	-
Listello Daisy (2pz)	7x20	PA	2x3	-	1,65	-	-	-
Formella Rose	20x20	PZ	6	-	4,80	-	-	-
Listello Rose	6,5x20	PZ	6	-	1,92	-	-	-



absolute

liscio

Blu




20x20 **ABS08 22** ■54

Avio



20x20 **ABS49 22** ■51

Bianco



20x20 **ABS00 22** ■51



Bacchetta Blu
2x20 **ABS08A BAC** ●9



Bacchetta Avio
2x20 **ABS49A BAC** ●9



Angolo Blu
H2 **ABS08A BIC** ▲66



Angolo Avio
H2 **ABS49A BIC** ▲66



Treccia Smalto Lapis
3,5x20 **ABS3827A TRC** ●32



Treccia Smalto Oceano
3,5x20 **ABS4627A TRC** ●32




Listello Gocce Oceano
3,5x20 **ABS4617A LIST** ●29




Formella Rose Lapis
20x20 **ABS3845A 22** ●58



Listello Rose Lapis
6,5x20 **ABS3847A LIST** ●31



Pannello Daisy Blu (4pz)
20x20 **ABS0834A 22** ▲71



Inserto Daisy Blu (2pz)
20x20 **ABS0831A 22** ▲53



Listello Daisy Blu (2pz)
7x20 **ABS0837A LIST** ▲54

Pavimento coordinato

Must gres

pag. 150

Blu 20x20

Avio 20x20

Bianco 20x20

Giallo




20x20 **ABS13 22** ■ 51

Verde



20x20 **ABS12 22** ■ 51

Bianco



20x20 **ABS00 22** ■ 51

absolute

liscio



Bacchetta Giallo
2x20 **ABS13A BAC** ● 9



Bacchetta Verde
2x20 **ABS12A BAC** ● 9



Angolo Giallo
H2 **ABS13A BIC** ▲ 66




Angolo Verde
H2 **ABS12A BIC** ▲ 66



Treccia Smalto Lime
3,5x20 **ABS3227A TRC** ● 32



Listello Gocce Lime
3,5x20 **ABS3217A LIST** ● 29




Formella Rose Lime
20x20 **ABS3245A 22** ● 58



Listello Rose Lime
6,5x20 **ABS3247A LIST** ● 31



Pannello Daisy Giallo (4pz)
20x20 **ABS1334A 22** ▲ 71



Inserto Daisy Giallo (2pz)
20x20 **ABS1331A 22** ▲ 53



Listello Daisy Giallo (2pz)
7x20 **ABS1337A LIST** ▲ 54

Pavimento coordinato
Must gres
pag. 150

Giallo 20x20

Verde 20x20

Bianco 20x20

175

absolute

liscio

Rame



20x20 **ABS27 22** ■ 54

Rosso




20x20 **ABS11 22** ■ 54

Arancio



20x20 **ABS31 22** ■ 51

Bianco



20x20 **ABS00 22** ■ 51



Bacchetta Rame
2x20 **ABS27A BAC** ● 9



Bacchetta Rosso
2x20 **ABS11A BAC** ● 9



Bacchetta Arancio
2x20 **ABS31A BAC** ● 9



Angolo Rame
H2 **ABS27A BIC** ▲ 66



Angolo Rosso
H2 **ABS11A BIC** ▲ 66



Angolo Arancio
H2 **ABS31A BIC** ▲ 66




Treccia Smalto Terra
3,5x20 **ABS2127A TRC** ● 32



Treccia Smalto Corallo
3,5x20 **ABS2527A TRC** ● 32




Listello Gocce Corallo
3,5x20 **ABS2517A LIST** ● 29



Formella Rose Terra
20x20 **ABS2145A 22** ● 58




Listello Rose Terra
6,5x20 **ABS2147A LIST** ● 31




Formella Rose Corallo
20x20 **ABS2545A 22** ● 58



Listello Rose Corallo
6,5x20 **ABS2547A LIST** ● 31



Pannello Daisy Rosso (4pz)
20x20 **ABS1134A 22** ▲ 71



Inserto Daisy Rosso (2pz)
20x20 **ABS1131A 22** ▲ 53



Listello Daisy Rosso (2pz)
7x20 **ABS1137A LIST** ▲ 54

Pavimento coordinato
Must gres
pag. 150

Amaranto 20x20

Rosso 20x20

Arancio 20x20

Bianco 20x20

L'EVENTUALE PRESENZA DI PUNTINI NERI NON E' DA CONSIDERARSI DIFETTO, MA TESTIMONIANZA DELLA QUALITÀ DI PARTICOLARI MATERIE PRIME UTILIZZATE PER OTTENERE INTENSE COLORAZIONI


The presence of black spots is not to be considered as a defect, but rather as a proof of the quality of the special raw materials used to create intense colouring - La présence éventuelle de petits points de couleur noire ne doit pas être considérée comme un défaut puisqu'elle est le gage de qualité de certaines matières premières utilisées pour obtenir des colorations intenses - Das eventuelle Vorhandensein von kleinen, schwarzen Punkten ist nicht als Fehler anzusehen, sondern als ein Zeichen für die Qualität der besonderen Rohstoffe, die verwendet wurden, um intensive Färbungen zu erhalten.

Viola



20x20 **ABS41 22** ■54

Bianco



20x20 **ABS00 22** ■51

absolute

liscio

Bacchetta Viola
2x20 **ABS41A BAC** ●9

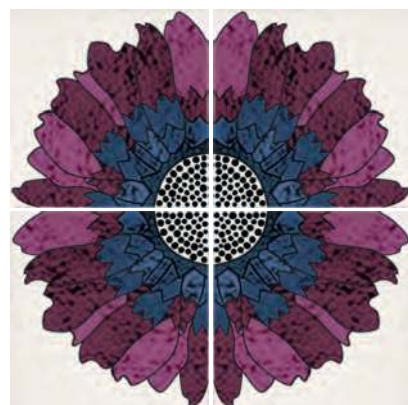
Angolo Viola
H2 **ABS41A BIC** ▲66

Treccia Smalto Malva
3,5x20 **ABS2827A TRC** ●32

Listello Gocce Malva
3,5x20 **ABS2817A LIST** ●29

Formella Rose Malva
20x20 **ABS2845A 22** ●58

Listello Rose Malva
6,5x20 **ABS2847A LIST** ●31



Pannello Daisy Viola (4pz)
20x20 **ABS4134A 22** ▲71



Inserto Daisy Viola (2pz)
20x20 **ABS4131A 22** ▲53



Listello Daisy Viola (2pz)
7x20 **ABS4137A LIST** ▲54

Pavimento coordinato
Must gres
pag. 150

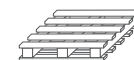
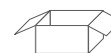
Viola 20x20

Bianco 20x20

acropoli



20x20-8''x8''



pesi imballi

PZ MQ KG BOX MQ KG

			PZ	MQ	KG	BOX	MQ	KG
Fondo	20x20	MQ	25	1,0000	17,00	72	72,0000	1.243
Bacchetta	2,5x20	PZ	24	-	2,23	-	-	-
London	5x20	PZ	30	-	5,73	-	-	-
Angolo Bic	h2,5	PZ	1x4	-	0,05	-	-	-
Angolo Caplon	h5	PZ	1x4	-	0,07	-	-	-
Inserto Corinto	20x20	PZ	18	-	12,80	-	-	-
Listello Corinto	10x20	PA	18	-	6,46	-	-	-
Composizione Corinto (4pz)	20x20	PA	4x1	-	3,02	-	-	-
Formella Rodi	20x20	PZ	18	-	11,88	-	-	-
Listello Rodi	6,5x20	PZ	18	-	3,96	-	-	-



Botticino



20x20 ACR02 22 ■48

Siena



20x20 ACR03 22 ■48

Botticino



20x20 ACR02 22 ■48

Rosato



20x20 ACR05 22 ■48



Bacchetta Siena
2,5x20 ACR03 BAC ●9



Angolo Siena
H2,5 ACR03 BIC ●14



Bacchetta Rosato
2,5x20 ACR05 BAC ●9



Angolo Rosato
H2,5 ACR05 BIC ●14



London Siena
5x20 ACR03 LONDON ●13



Angolo Siena
H5 ACR03 CAPLON ●23



London Rosato
5x20 ACR05 LONDON ●13



Angolo Rosato
H5 ACR05 CAPLON ●23



Formella Rodi Siena
20x20 ACR0325B 22 ●7



Listello Rodi Siena
6,5x20 ACR0327B LIST ●2



Formella Rodi Rosato
20x20 ACR0525B 22 ●7



Listello Rodi Rosato
6,5x20 ACR0527B LIST ●2



Inserto Corinto Siena
20x20 ACR0231AS 22 ●34



Listello Corinto Siena
10x20 ACR0237AS LIST ●21



Inserto Corinto Rosato
20x20 ACR0231AR 22 ●34



Listello Corinto Rosato
10x20 ACR0237AR LIST ●21



Composizione Corinto Siena (4pz)
20x20 ACR0234AS 22 ▲74



Composizione Corinto Rosato (4pz)
20x20 ACR0234AR 22 ▲74

Perla




20x20 **ACR10 22** ■ 48

Verde



20x20 **ACR12 22** ■ 48

Perla



20x20 **ACR10 22** ■ 48

Azzurro



20x20 **ACR07 22** ■ 48



Bacchetta Verde
2,5x20 **ACR12 BAC** ● 9



Angolo Verde
H2,5 **ACR12 BIC** ● 14



Bacchetta Azzurro
2,5x20 **ACR07 BAC** ● 9



Angolo Azzurro
H2,5 **ACR07 BIC** ● 14



London Verde
5x20 **ACR12 LONDON** ● 13



Angolo Verde
H5 **ACR12 CAPLON** ● 23



London Azzurro
5x20 **ACR07 LONDON** ● 13



Angolo Azzurro
H5 **ACR07 CAPLON** ● 23



Formella Rodi Verde
20x20 **ACR1225B 22** ● 7



Listello Rodi Verde
6,5x20 **ACR1227B LIST** ● 2



Formella Rodi Azzurro
20x20 **ACR0725B 22** ● 7



Listello Rodi Azzurro
6,5x20 **ACR0727B LIST** ● 2



Inserto Corinto Perla
20x20 **ACR1031A 22** ● 34



Listello Corinto Perla
10x20 **ACR1037A LIST** ● 21



Inserto Corinto Perla
20x20 **ACR1031A 22** ● 34



Listello Corinto Perla
10x20 **ACR1037A LIST** ● 21



Composizione Corinto Perla (4pz)
20x20 **ACR1034A 22** (4pz) ▲ 74

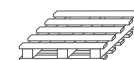
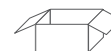


Composizione Corinto Perla (4pz)
20x20 **ACR1034A 22** (4pz) ▲ 74

chakra liscio



20x20-8''x8''



pesi imballi

PZ MQ KG BOX MQ KG


Fondo	20x20	MQ	PZ	MQ	KG	BOX	MQ	KG
Fondo	20x20	MQ	25	1,0000	16,86	72	72,0000	1.233
London	5x20	PZ	12	-	2,50	-	-	-
Angolo London	h5	PZ	4	-	0,09	-	-	-
Quarter Round Vetro	3x20	PZ	6	-	0,42	-	-	-
Beak Vetro	h3	PZ	4	-	0,06	-	-	-
Listello Luna	2x20	PZ	12	-	0,76	-	-	-
Angolo Luna (2pz)	2x22	PA	2x4	-	0,50	-	-	-
Listello Fuoco H3,5	3,5x20	PZ	12	-	1,63	-	-	-
Listello Fuoco H2	2x20	PZ	12	-	0,90	-	-	-
Listello Aria	3x20	PZ	12	-	1,38	-	-	-
Listello Acqua	3,5x20	PZ	12	-	1,38	-	-	-
Angolo Acqua	3,5x3,5	PZ	4	-	0,07	-	-	-
Listello Terra	6,5x20	PZ	12	-	2,86	-	-	-
Angolo Terra	6,5x6,5	PZ	4	-	0,31	-	-	-
Listello Gerbera / Giglio / Papavero (4pz)	5x20	PA	4x3	-	2,26	-	-	-



chakra


liscio

Perla



20x20 **CKR10 22** ■51

Bianco



20x20 **CKR00 22** ■51



Quarter Round Grigio Vetro
3x20 **CKR06 QROUND** ●35



Beak Grigio Vetro
H3 **CKR06 BEAK** ●41



London Grigio
5x20 **CKR06 LONDON** ●16



Angolo London Grigio
H5 **CKR06 CAPLON** ●31



Listello Luna Grigio
2x20 **CKR0617A LIST** ●32



Angolo Luna Grigio
2x22 **CKR0617A SNDX** ▲63



Listello Fuoco Grigio
2x20 **CKR0627A LIST** ●27



Listello Fuoco Grigio
3,5x20 **CKR0637A LIST** ●33



Listello Aria Grigio
3x20 **CKR0647A LIST** ●29



Listello Acqua Grigio
3,5x20 **CKR0657A LIST** ●20



Angolo Acqua Grigio
3,5x3,5 **CKR0657A ANG** ●16



Listello Terra Grigio
6,5x20 **CKR0667A LIST** ●30



Angolo Terra Grigio
6,5x6,5 **CKR0667A ANG** ●15



Listello Giglio Perla (4pz)
5x20 **CKR1077A LIST** ▲71

Pavimento coordinato
Colors gres
pag. 124

Grigio 20x20

Nero 20x20

Pavimento coordinato
Must gres
pag. 150

Grigio 20x20

Nero 20x20


Bianco 20x20

Lilla



20x20 **CKR14 22** ■51

Bianco



20x20 **CKR00 22** ■51



Quarter Round Lavanda Vetro
3x20 **CKR41 QROUND** ●35



Beak Lavanda Vetro
H3 **CKR41 BEAK** ●41

chakra

liscio



London Lavanda
5x20 **CKR41 LONDON** ●16



Angolo London Lavanda
H5 **CKR41 CAPLON** ●31



Listello Luna Lavanda
2x20 **CKR4117A LIST** ●32



Angolo Luna Lavanda
2x22 **CKR4117A SNDX** ▲63



Listello Fuoco Lavanda
2x20 **CKR4127A LIST** ●27



Listello Fuoco Lavanda
3,5x20 **CKR4137A LIST** ●33



Listello Aria Lavanda
3x20 **CKR4147A LIST** ●29



Listello Acqua Lavanda
3,5x20 **CKR4157A LIST** ●20



Angolo Acqua Lavanda
3,5x3,5 **CKR4157A ANG** ●16



Listello Terra Lavanda
6,5x20 **CKR4167A LIST** ●30



Angolo Terra Lavanda
6,5x6,5 **CKR4167A ANG** ●15



Listello Giglio Lilla [4pz]
5x20 **CKR4177A LIST** ▲71

Pavimento coordinato
Colors gres
pag. 124

Lavanda 20x20

Pavimento coordinato
Must gres
pag. 150

Viola 20x20

Bianco 20x20

chakra


liscio

Azzurro



20x20 **CKR07 22** ■ 51

Bianco



20x20 **CKR00 22** ■ 51



Quarter Round Turchese Vetro
3x20 **CKR49 QROUND** ● 35



Beak Turchese Vetro
H3 **CKR49 BEAK** ● 41



London Turchese
5x20 **CKR49 LONDON** ● 16



Angolo London Turchese
H5 **CKR49 CAPLON** ● 31



Listello Luna Turchese
2x20 **CKR4917A LIST** ● 32



Angolo Luna Turchese
2x22 **CKR4917A SNDX** ▲ 63



Listello Fuoco Turchese
2x20 **CKR4927A LIST** ● 27



Listello Fuoco Turchese
3,5x20 **CKR4937A LIST** ● 33



Listello Aria Turchese
3x20 **CKR4947A LIST** ● 29

Pavimento coordinato

Colors gres

pag. 124

Turchese 20x20



Listello Acqua Turchese
3,5x20 **CKR4957A LIST** ● 20



Angolo Acqua Turchese
3,5x3,5 **CKR4957A ANG** ● 16

Pavimento coordinato

Must gres

pag. 150

Avio 20x20



Listello Terra Turchese
6,5x20 **CKR4967A LIST** ● 30



Angolo Terra Turchese
6,5x6,5 **CKR4967A ANG** ● 15

Bianco 20x20




Listello Papavero Azzurro (4pz)
5x20 **CKR0777A LIST** ▲ 71

Oro



20x20 **CKR22 22** ■ 51

Bianco



20x20 **CKR00 22** ■ 51



Quarter Round Arancio Vetrol
3x20 **CKR31 QROUND** ● 35



Beak Arancio Vetrol
H3 **CKR31 BEAK** ● 41

chakra

liscio



London Arancio
5x20 **CKR31 LONDON** ● 16



Angolo London Arancio
H5 **CKR31 CAPLON** ● 31



Listello Luna Arancio
2x20 **CKR3117A LIST** ● 32



Angolo Luna Arancio
2x22 **CKR3117A SNDX** ▲ 63



Listello Fuoco Arancio
2x20 **CKR3127A LIST** ● 27



Listello Fuoco Arancio
3,5x20 **CKR3137A LIST** ● 33



Listello Aria Arancio
3x20 **CKR3147A LIST** ● 29



Listello Acqua Arancio
3,5x20 **CKR3157A LIST** ● 20



Angolo Acqua Arancio
3,5x3,5 **CKR3157A ANG** ● 16



Listello Terra Arancio
6,5x20 **CKR3167A LIST** ● 30



Angolo Terra Arancio
6,5x6,5 **CKR3167A ANG** ● 15



Listello Gerbera Oro (4pz)
5x20 **CKR2277A LIST** ▲ 71

Pavimento coordinato
Colors gres
pag. 124

Arancio 20x20

Pavimento coordinato
Must gres
pag. 150

Arancio 20x20

Cacao 20x20

Bianco 20x20

chakra


liscio

Menta



20x20 **CKR34 22** ■ 51

Bianco



20x20 **CKR00 22** ■ 51



Quarter Round Eucalipto Vetro
3x20 **CKR24 QROUND** ● 35



Beak Eucalipto Vetro
H3 **CKR24 BEAK** ● 41



London Eucalipto
5x20 **CKR24 LONDON** ● 16



Angolo London Eucalipto
H5 **CKR24 CAPLON** ● 31



Listello Luna Eucalipto
2x20 **CKR2417A LIST** ● 32



Angolo Luna Eucalipto
2x22 **CKR2417A SNDX** ▲ 63



Listello Fuoco Eucalipto
2x20 **CKR2427A LIST** ● 27



Listello Fuoco Eucalipto
3,5x20 **CKR2437A LIST** ● 33



Listello Aria Eucalipto
3x20 **CKR2447A LIST** ● 29



Listello Acqua Eucalipto
3,5x20 **CKR2457A LIST** ● 20



Angolo Acqua Eucalipto
3,5x3,5 **CKR2457A ANG** ● 16



Listello Terra Eucalipto
6,5x20 **CKR2467A LIST** ● 30



Angolo Terra Eucalipto
6,5x6,5 **CKR2467A ANG** ● 15



Listello Gerbera Menta (4pz)
5x20 **CKR3477A LIST** ▲ 71

Pavimento coordinato
Colors gres
pag. 124

Eucalipto 20x20

Pavimento coordinato
Must gres
pag. 150


Bianco 20x20

Mela



20x20 **CKR32 22** ■ 51

Bianco



20x20 **CKR00 22** ■ 51



Quarter Round Limone Vetro
3x20 **CKR13 QROUND** ● 35



Beak Limone Vetro
H3 **CKR13 BEAK** ● 41

chakra

liscio



London Limone
5x20 **CKR13 LONDON** ● 16



Angolo London Limone
H5 **CKR13 CAPLON** ● 31



Listello Luna Limone
2x20 **CKR1317A LIST** ● 32



Angolo Luna Limone
2x22 **CKR1317A SNDX** ▲ 63



Listello Fuoco Limone
2x20 **CKR1327A LIST** ● 27



Listello Fuoco Limone
3,5x20 **CKR1337A LIST** ● 33



Listello Aria Limone
3x20 **CKR1347A LIST** ● 29



Listello Acqua Limone
3,5x20 **CKR1357A LIST** ● 20



Angolo Acqua Limone
3,5x3,5 **CKR1357A ANG** ● 16



Listello Terra Limone
6,5x20 **CKR1367A LIST** ● 30



Angolo Terra Limone
6,5x6,5 **CKR1367A ANG** ● 15



Listello Gerbera Mela (4pz)
5x20 **CKR3277A LIST** ▲ 71

Pavimento coordinato
Colors gres
pag. 124

Limone 20x20

Pavimento coordinato
Must gres
pag. 150

Verde 20x20

Bianco 20x20

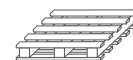
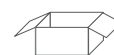
chic



20x50-8''x20''



10x50-4''x20''



pesi imballi

			PZ	MQ	KG	BOX	MQ	KG
Fondo	20x50	MQ	10	1,0000	18,62	56	56,0000	1.062
Fondo Tavella	10x50	MQ	10	0,5000	9,50	70	35,0000	684
Bacchetta	2x50	PZ	4	-	0,84	-	-	-
Angolo Bacchetta	H2	PA	1x4	-	0,036	-	-	-
Fascia Bolle	20x50	PZ	4	-	7,32	-	-	-
Fascia Ramage	20x50	PZ	4	-	7,32	-	-	-
Fascia Nature	20x50	PZ	4	-	7,32	-	-	-
Listello Jungle H10 (mix 2)	10x50	PZ	4	-	3,76	-	-	-
Listello Jungle H3	3x50	PZ	4	-	1,32	-	-	-
Fascia Galà	20x50	PZ	4	-	7,36	-	-	-
Listello Galà	10x50	PZ	4	-	3,68	-	-	-



chic

Bianco



20x50 **CHC00 52** ■63
10x50 **CHC00 10TV** ■70-a



Fascia Bolle Arancio
20x50 **CHC3135A 52** ●54



Listello Jungle Arancio H10 (mix2)
10x50 **CHC3127A LIST** ●40



Listello Jungle Arancio H3
3x50 **CHC3117A LIST** ●24



Fascia Galà Arancio
20x50 **CHC3165A 52** ●65




Listello Galà Arancio H10
10x50 **CHC3177A LIST** ●51



Fascia Ramage Arancio
20x50 **CHC3155A 52** ●67



Fascia Nature Arancio
20x50 **CHC3145A 52** ●67



Bacchetta Avorio
2x50 **CHC02A BAC** ●33



Angolo Bacchetta Avorio
H2 **CHC02A BIC** ▲67



Bacchetta Beige
2x50 **CHC03A BAC** ●33



Angolo Bacchetta Beige
H2 **CHC03A BIC** ▲67



Bacchetta Arancio
2x50 **CHC31A BAC** ●33



Angolo Bacchetta Arancio
H2 **CHC31A BIC** ▲67



Bacchetta Bruno
2x50 **CHC23A BAC** ●33



Angolo Bacchetta Bruno
H2 **CHC23A BIC** ▲67

Pavimento coordinato
Abaco gres
pag. 24

Avorio 50x50

Beige 50x50

Arancio 50x50

Bruno 50x50

Bianco



20x50 **CHC00 52** ■ 63
10x50 **CHC00 10TV** ■ 70-a



Fascia Bolle Prugna
20x50 **CHC4135A 52** ● 54



Listello Jungle Prugna H10 (mix2)
10x50 **CHC4127A LIST** ● 40



Listello Jungle Prugna H3
3x50 **CHC4117A LIST** ● 24



Fascia Galà Prugna
20x50 **CHC4165A 52** ● 65



Listello Galà Prugna H10
10x50 **CHC4177A LIST** ● 51



Fascia Ramage Prugna
20x50 **CHC4155A 52** ● 67



Fascia Nature Prugna
20x50 **CHC4145A 52** ● 67



Bacchetta Grigio
2x50 **CHC06A BAC** ● 33



Bacchetta Fumo
2x50 **CHC26A BAC** ● 33



Bacchetta Prugna
2x50 **CHC41A BAC** ● 33



Angolo Bacchetta Grigio
H2 **CHC06A BIC** ▲ 67



Angolo Bacchetta Fumo
H2 **CHC26A BIC** ▲ 67



Angolo Bacchetta Prugna
H2 **CHC41A BIC** ▲ 67

chic

Pavimento coordinato
Abaco gres
pag. 24

Grigio 50x50

Fumo 50x50

Prugna 50x50

chic

Bianco



20x50 **CHC00 52** ■ 63
10x50 **CHC00 10TV** ■ 70-a



Fascia Bolle Blu
20x50 **CHC0835A 52** ● 54



Listello Jungle Blu H10 (mix2)
10x50 **CHC0827A LIST** ● 40



Listello Jungle Blu H3
3x50 **CHC0817A LIST** ● 24



Fascia Galà Blu
20x50 **CHC0865A 52** ● 65



Listello Galà Blu H10
10x50 **CHC0877A LIST** ● 51



Fascia Ramage Blu
20x50 **CHC0855A 52** ● 67



Fascia Nature Blu
20x50 **CHC0845A 52** ● 67



Bacchetta Grigio
2x50 **CHC06A BAC** ● 33

Angolo Bacchetta Grigio
H2 **CHC06A BIC** ▲ 67



Bacchetta Fumo
2x50 **CHC26A BAC** ● 33

Angolo Bacchetta Fumo
H2 **CHC26A BIC** ▲ 67



Bacchetta Blu
2x50 **CHC08A BAC** ● 33

Angolo Bacchetta Blu
H2 **CHC08A BIC** ▲ 67

Pavimento coordinato

Abaco gres

pag. 24

Grigio 50x50

Fumo 50x50

Blu 50x50

Bianco



20x50 **CHC00 52** ■ 63
10x50 **CHC00 10TV** ■ 70-a



Fascia Bolle Nero
20x50 **CHC0935A 52** ● 54



Listello Jungle Blu H10 (mix2)
10x50 **CHC0827A LIST** ● 40



Listello Jungle Blu H3
3x50 **CHC0817A LIST** ● 24



Fascia Galà Nero
20x50 **CHC0965A 52** ● 65



Listello Galà Nero H10
10x50 **CHC0977A LIST** ● 51



Fascia Ramage Nero
20x50 **CHC0955A 52** ● 67



Fascia Nature Nero
20x50 **CHC0945A 52** ● 67



Bacchetta Grigio
2x50 **CHC06A BAC** ● 33



Angolo Bacchetta Grigio
H2 **CHC06A BIC** ▲ 67



Bacchetta Fumo
2x50 **CHC26A BAC** ● 33



Angolo Bacchetta Fumo
H2 **CHC26A BIC** ▲ 67



Bacchetta Nero
2x50 **CHC09A BAC** ● 33



Angolo Bacchetta Nero
H2 **CHC09A BIC** ▲ 67

chic

Pavimento coordinato
Abaco gres
pag. 24

Grigio 50x50

Fumo 50x50

Nero 50x50

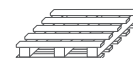
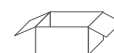
essenze



20x33,3-8"x13"



10x33,3-4"x13"




pesi imballi

			PZ	MQ	KG	BOX	MQ	KG
Fondo	20x33,3	MQ	15	0,9990	16,92	64	63,9360	1.096
Fondo Tavella	10x33,3	MQ	15	0,4995	8,42	80	39,9600	688
Bacchetta	2x33,3	PZ	6	-	0,67	-	-	-
Angolo	h2	PA	1x4	-	0,036	-	-	-
Listello Tea	5x33,3	PZ	6	-	1,65	-	-	-
Bacchetta Tea	2,5x33,3	PZ	12	-	1,51	-	-	-
Fascia Oxford	10x33,3	PZ	6	-	3,90	-	-	-
Listello Oxford	4x33,3	PZ	12	-	3,13	-	-	-
Lisello Cuio	5x33,3	PZ	6	-	1,56	-	-	-
Listello Cashmere	1,5x33,3	PZ	12	-	1,12	-	-	-
Bacchetta Platino / Oro	1x33,3	PZ	12	-	0,50	-	-	-



essenze

Perla



20x33,3 **ESZ10 23** ■ 56
10x33,3 **ESZ10 10TV** ■ 66



Listello Cuio Grigio
5x33,3 **ESZ0647A LIST** ● 33



Listello Tea Grigio
5x33,3 **ESZ0627A LIST** ● 35-a



Fascia Oxford Perla
10x33,3 **ESZ1067FASCIA** ● 36

Grigio



20x33,3 **ESZ06 23** ■ 56
10x33,3 **ESZ06 10TV** ■ 66



Listello Cashmere Grigio
1,5x33,3 **ESZ0637A LIST** ● 20



Bacchetta Tea Grigio
2,5x33,3 **ESZ0617A BAC** ● 19



Listello Oxford Perla
4x33,3 **ESZ1057A LIST** ● 28

Bacchetta Grigio
2x33,3 **ESZ06A BAC** ● 21



Bacchetta Platino
1x33,3 **ESZ26A BAC** ● 25

Angolo Grigio
H2 **ESZ06A BIC** ▲ 66

Pavimento coordinato
Life gres
pag. 132

Grigio 33,3x33,3

Avorio



20x33,3 **ESZ02 23** ■ 56
10x33,3 **ESZ02 10TV** ■ 66



Listello Cuio Beige
5x33,3 **ESZ0347A LIST** ● 33



Listello Tea Beige
5x33,3 **ESZ0327A LIST** ● 35-a



Fascia Oxford Avorio
10x33,3 **ESZ0267FASCIA** ● 36

Beige



20x33,3 **ESZ03 23** ■ 56
10x33,3 **ESZ03 10TV** ■ 66



Listello Cashmere Beige
1,5x33,3 **ESZ0337A LIST** ● 20



Bacchetta Tea Beige
2,5x33,3 **ESZ0317A BAC** ● 19



Listello Oxford Avorio
4x33,3 **ESZ0257A LIST** ● 28

Bacchetta Beige
2x33,3 **ESZ03A BAC** ● 21



Bacchetta Oro
1x33,3 **ESZ22A BAC** ● 25

Angolo Beige
H2 **ESZ03A BIC** ▲ 66

Pavimento coordinato
Life gres
pag. 132

Beige 33,3x33,3

Acqua



20x33,3 **ESZ12 23** ■ 56
10x33,3 **ESZ12 10TV** ■ 66



Listello Cuoio Menta
5x33,3 **ESZ3447A LIST** ● 33



Listello Tea Menta
5x33,3 **ESZ3427A LIST** ● 35-a



Fascia Oxford Acqua
10x33,3 **ESZ1267FASCIA** ● 36

Menta



20x33,3 **ESZ34 23** ■ 56
10x33,3 **ESZ34 10TV** ■ 66



Listello Cashmere Menta
1,5x33,3 **ESZ3437A LIST** ● 20



Bacchetta Tea Menta
2,5x33,3 **ESZ3417A BAC** ● 19



Listello Oxford Acqua
4x33,3 **ESZ1257A LIST** ● 28



Bacchetta Menta
2x33,3 **ESZ34A BAC** ● 21



Bacchetta Platino
1x33,3 **ESZ26A BAC** ● 25



Angolo Menta
H2 **ESZ34A BIC** ▲ 66



Bacchetta Oro
1x33,3 **ESZ22A BAC** ● 25

essenze

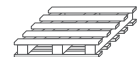
Pavimento coordinato
Uni gres
pag. 168

Acqua 33,3x33,3

filè



20x50-8''x20''




pesi imballi

PZ MQ KG BOX MQ KG

			PZ	MQ	KG	BOX	MQ	KG
Fondo	20x50	MQ	10	1,0000	18,62	56	56,0000	1.062
Bacchetta	2x50	PZ	4	-	0,84	-	-	-
Angolo Bic	H2	PA	1x4	-	0,036	-	-	-
Pannello Ikebana (3pz)	20x50	PA	3x1	-	5,73	-	-	-
Fascia Ikebana	20x50	PZ	4	-	7,52	-	-	-
Listello Ikebana	2x50	PZ	4	-	1,00	-	-	-
Fascia Garden	20x50	PZ	4	-	7,56	-	-	-
Listello Garden (mix 4)	4,5x50	PZ	4	-	1,56	-	-	-
Fascia Geo	20x50	PZ	4	-	7,56	-	-	-
Listello Geo	5x50	PZ	4	-	1,96	-	-	-
Bacchetta Vetro	2x50	PZ	6	-	1,63	-	-	-



Bianco



20x50 **FIL00 52** ■ 63-a



Bacchetta Nero
2x50 **FIL09A BAC** ● 33



Fascia Geo Bianco
20x50 **FIL0035A 52** ● 51



Bacchetta Vetro Fumo
2x50 **BV0126 50** ● 60



Pannello Ikebana Bianco (3pz)
20x50 **FIL0013A 52** ▲ 86



Fascia Ikebana Bianco
20x50 **FIL0015A 52** ● 71-a

Nero



20x50 **FIL09 52** ■ 63-a



Angolo Bacchetta Nero
H2 **FIL09A BIC** ▲ 67



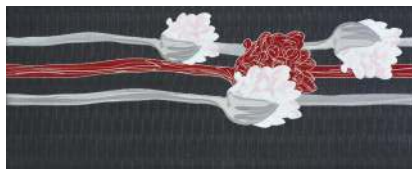
Listello Geo Bianco
5x50 **FIL0037A LIST** ● 33



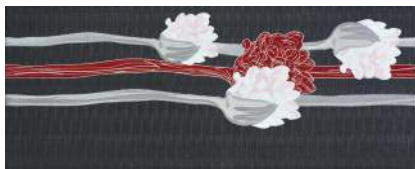
Bacchetta Vetro Rosso
2x50 **BV0111 50** ● 60



Listello Ikebana Bianco
2x50 **FIL0017A LIST** ● 23



Pannello Ikebana Nero (3pz)
20x50 **FIL0913A 52** ▲ 86



Fascia Ikebana Nero
20x50 **FIL0915A 52** ● 71-a



Listello Ikebana Bianco
2x50 **FIL0017A LIST** ● 23

Bianco



20x50 **FIL00 52** ■ 63-a



Bacchetta Nero
2x50 **FIL09A BAC** ● 33



Fascia Garden Bianco
20x50 **FIL0025A 52** ● 62



Listello Garden Bianco (mix4)
4,5x50 **FIL0027A LIST** ● 35-a

Nero



20x50 **FIL09 52** ■ 63-a



Angolo Bacchetta Nero
H2 **FIL09A BIC** ▲ 67



Fascia Garden Nero
20x50 **FIL0925A 52** ● 62



Listello Garden Nero (mix4)
4,5x50 **FIL0927A LIST** ● 35-a

filè

Pavimento coordinato


Uni gres

pag. 168

Nero 33,3x33,3

203

Anice



20x50 **FIL07 52** ■ 63-a

Acqua



20x50 **FIL12 52** ■ 63-a

Bacchetta Acqua
2x50 **FIL12A BAC** ● 33



Angolo Bacchetta Acqua
H2 **FIL12A BIC** ▲ 67



Fascia Geo Anice
20x50 **FIL0735A 52** ● 51



Listello Geo Anice
5x50 **FIL0737A LIST** ● 33



Bacchetta Vetro Acqua
2x50 **BV0112 50** ● 60



Pannello Ikebana Anice (3pz)
20x50 **FIL0713A 52** ▲ 86



Fascia Ikebana Anice
20x50 **FIL0715A 52** ● 71-a



Listello Ikebana Anice
2x50 **FIL0717A LIST** ● 23



Fascia Garden anice
20x50 **FIL0725A 52** ● 62



Fascia Garden acqua
20x50 **FIL1225A 52** ● 62



Listello Garden anice (mix4)
4,5x50 **FIL0727A LIST** ● 35-a



Listello Garden acqua (mix4)
4,5x50 **FIL1227A LIST** ● 35-a

Lilla



20x50 **FIL14 52** ■ 63-a

Malva



20x50 **FIL28 52** ■ 63-a

filè

Bacchetta Malva
2x50 **FIL28A BAC** ● 33

Angolo Bacchetta Malva
H2 **FIL28A BIC** ▲ 67



Fascia Geo lilla
20x50 **FIL1435A 52** ● 51



Listello Geo lilla
5x50 **FIL1437A LIST** ● 33



Bacchetta Vetro Lilla
2x50 **BV0114 50** ● 60



Pannello Ikebana lilla (3pz)
20x50 **FIL1413A 52** ▲ 86



Fascia Ikebana lilla
20x50 **FIL1415A 52** ● 71-a



Listello Ikebana lilla
2x50 **FIL1417A LIST** ● 23



Fascia Garden lilla
20x50 **FIL1425A 52** ● 62



Fascia Garden malva
20x50 **FIL2825A 52** ● 62



Listello Garden lilla (mix4)
4,5x50 **FIL1427A LIST** ● 35-a



Listello Garden malva (mix4)
4,5x50 **FIL2827A LIST** ● 35-a

Pavimento coordinato
Uni gres
pag. 168

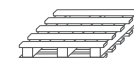
Malva 33,3x33,3

205

jet set liscio



20x20-8''x8''



pesi imballi

			PZ	MQ	KG	BOX	MQ	KG
Fondo	20x20	MQ	25	1,000	17,00	72	72,000	1.243
Bacchetta	2x20	PZ	6	-	0,51	-	-	-
Angolo Bacchetta	h2	PA	1x4	-	0,036	-	-	-
Inserto Pop (2pz)	20x20	PA	2x3	-	4,14	-	-	-
Pannello Tulip (2pz)	20x20	PA	2x3	-	4,23	-	-	-
Stelo Tulip	20x20	PZ	6	-	4,23	-	-	-
Inserto Foglie (2pz)	20x20	PA	2x3	-	4,23	-	-	-
Listello Foglie (mix3)	6x20	PZ	6	-	1,50	-	-	-



jet set

liscio

Bianco



20x20 JTS00 22 ■ 54



Angolo Bacchetta Rosso
H2 ABS11A BIC ▲ 66



Bacchetta Rosso
2x20 ABS11A BAC ● 9



Pannello Tulip Ciliegia (2pz)
20x20 JTS1122A 22 ▲ 51



Stelo Tulip Ciliegia
20x20 JTS1125A 22 ● 32



Inserto Foglie Ciliegia (2pz)
20x20 JTS1131A 22 ▲ 55



Listello Foglie Ciliegia (mix3)
6x20 JTS1137A LIST ● 19



Inserto Pop Ciliegia (2pz)
20x20 JTS1111A 22 ▲ 49



Giallo




20x20 JTS13 22 ■ 54



Angolo Bacchetta Arancio
H2 ABS31A BIC ▲ 66




Bacchetta Arancio
2x20 ABS31A BAC ● 9




Pannello Tulip Arancio (2pz)
20x20 JTS3122A 22 ▲ 51



Stelo Tulip Arancio
20x20 JTS3125A 22 ● 32



Inserto Foglie Arancio (2pz)
20x20 JTS3131A 22 ▲ 55



Listello Foglie Arancio (mix3)
6x20 JTS3137A LIST ● 19



Inserto Pop Arancio (2pz)
20x20 JTS3111A 22 ▲ 49



Pavimento coordinato
Must gres
pag. 150

Bianco 20x20

Rosso 20x20

Pavimento coordinato
Must gres
pag. 150

Arancio 20x20

Grigio Perla



20x20 JTS60 22 ■54



Angolo Bacchetta Grigio
H2 JTS06A BIC ▲66



Bacchetta Grigio
2x20 JTS06A BAC ●9



Pannello Tulip Grigio (2pz)
20x20 JTS0622A 22 ▲51



Stelo Tulip Grigio
20x20 JTS0625A 22 ●32



Inserto Foglie Grigio (2pz)
20x20 JTS0631A 22 ▲55



Listello Foglie Grigio (mix3)
6x20 JTS0637A LIST ●19



Inserto Pop Grigio (2pz)
20x20 JTS0611A 22 ▲49



Corda



20x20 JTS02 22 ■54



Angolo Bacchetta Cacao
H2 JTS23A BIC ▲66



Bacchetta Cacao
2x20 JTS23A BAC ●9



Pannello Tulip Beige (2pz)
20x20 JTS0322A 22 ▲51



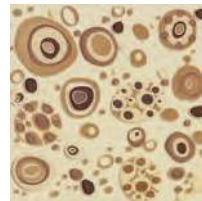
Stelo Tulip Beige
20x20 JTS0325A 22 ●32



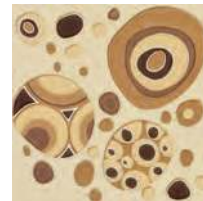
Inserto Foglie Beige (2pz)
20x20 JTS0331A 22 ▲55



Listello Foglie Beige (mix3)
6x20 JTS0337A LIST ●19



Inserto Pop Beige (2pz)
20x20 JTS0311A 22 ▲49



jet set
liscio

Pavimento coordinato
Must gres
pag. 150

Grigio 20x20

Pavimento coordinato
Must gres
pag. 150

Cacao 20x20

jet set

liscio

Lilla



20x20 JTS14 22 ■ 54



Angolo Bacchetta Viola
H2 ABS41A BIC ▲ 66



Bacchetta Viola
2x20 ABS41A BAC ● 9

Azzurro



20x20 JTS07 22 ■ 54



Angolo Bacchetta Avio
H2 ABS49A BIC ▲ 66



Bacchetta Avio
2x20 ABS49A BAC ● 9



Pannello Tulip Prugna (2pz)
20x20 JTS4122A 22 ▲ 51



Stelo Tulip Prugna
20x20 JTS4125A 22 ● 32



Pannello Tulip Turchese (2pz)
20x20 JTS4922A 22 ▲ 51



Stelo Tulip Turchese
20x20 JTS4925A 22 ● 32



Inserto Foglie Prugna (2pz)
20x20 JTS4131A 22 ▲ 55



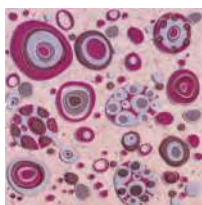
Listello Foglie Prugna (mix3)
6x20 JTS4137A LIST ● 19



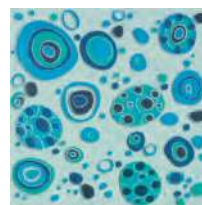
Inserto Foglie Turchese (2pz)
20x20 JTS4931A 22 ▲ 55




Listello Foglie Turchese (mix3)
6x20 JTS4937A LIST ● 19



Inserto Pop Prugna (2pz)
20x20 JTS4111A 22 ▲ 49



Inserto Pop Turchese (2pz)
20x20 JTS4911A 22 ▲ 49



Pavimento coordinato
Must gres
pag. 150

Viola 20x20

Pavimento coordinato
Must gres
pag. 150

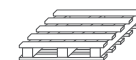
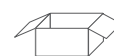
Avio 20x20



jolie



20x50-8''x20''



pesi imballi

PZ MQ KG BOX MQ KG

			PZ	MQ	KG	BOX	MQ	KG
Fondo	20x50	MQ	10	1,0000	18,62	56	56,0000	1.062
Bacchetta	2x50	PZ	4	-	0,84	-	-	-
Angolo Bic	H2	PA	1x4	-	0,036	-	-	-
Listello Onde H5	5x50	PZ	4	-	1,44	-	-	-
Listello Onde H2	2x50	PZ	4	-	0,72	-	-	-
Fascia Fashion (2pz)	20x50	PA	2x2	-	7,22	-	-	-
Listello Pois	3,5x50	PZ	4	-	1,60	-	-	-
Bacchetta Platino	2x50	PZ	4	-	0,84	-	-	-
Angolo Platino	H2	PA	1x4	-	0,036	-	-	-



Anice



20x50 JOL07 52 ■ 64



Bacchetta Acqua
2x50 JOL12A BAC ● 33



Listello Onde Acqua H5
5x50 JOL1227A LIST ● 33



Listello Pois Acqua
3,5x50 JOL1237A LIST ● 33



Fascia Fashion Acqua (2pz)
20x50 JOL1235A 52 ▲ 80

Acqua



20x50 JOL12 52 ■ 64



Angolo Bacchetta Acqua
H2 JOL12A BIC ▲ 67



Listello Onde Acqua H2
2x50 JOL1217A LIST ● 23



Bacchetta Platino
2x50 JOL26A BAC ● 53

Angolo Bacchetta Platino
H2 JOL26A BIC ▲ 74-a


Pavimento coordinato
Uni gres
pag. 168

Acqua 33,3x33,3

Crema



20x50 JOL03 52 ■ 64



Bacchetta Ambra
2x50 JOL31A BAC ● 33



Listello Onde Ambra H5
5x50 JOL3127A LIST ● 33



Listello Pois Ambra
3,5x50 JOL3137A LIST ● 33



Fascia Fashion Ambra (2pz)
20x50 JOL3135A 52 ▲ 80

Ambra



20x50 JOL31 52 ■ 64



Angolo Bacchetta Ambra
H2 JOL31A BIC ▲ 67



Listello Onde Ambra H2
2x50 JOL3117A LIST ● 23



Bacchetta Platino
2x50 JOL26A BAC ● 53

Angolo Bacchetta Platino
H2 JOL26A BIC ▲ 74-a

Pavimento coordinato
Uni gres
pag. 168

Giallo 33,3x33,3

Perla



20x50 **JOL10 52** ■ 64



Bacchetta Grigio
2x50 **JOL06A BAC** ● 33



Listello Onde Grigio H5
5x50 **JOL0627A LIST** ● 33



Listello Pois Grigio
3,5x50 **JOL0637A LIST** ● 33



Fascia Fashion Grigio (2pz)
20x50 **JOL0635A 52** ▲ 80

Grigio



20x50 **JOL06 52** ■ 64



Angolo Bacchetta Grigio
H2 **JOL06A BIC** ▲ 67



Listello Onde Grigio H2
2x50 **JOL0617A LIST** ● 23



Bacchetta Platino
2x50 **JOL26A BAC** ● 53



Rosa



20x50 **JOL05 52** ■ 64



Bacchetta Lilla
2x50 **JOL14A BAC** ● 33



Listello Onde Lilla H5
5x50 **JOL1427A LIST** ● 33



Listello Pois Lilla
3,5x50 **JOL1437A LIST** ● 33



Fascia Fashion Lilla (2pz)
20x50 **JOL1435A 52** ▲ 80

Lilla



20x50 **JOL14 52** ■ 64



Angolo Bacchetta Lilla
H2 **JOL14A BIC** ▲ 67



Listello Onde Lilla H2
2x50 **JOL1417A LIST** ● 23



Bacchetta Platino
2x50 **JOL26A BAC** ● 53



jolie

Pavimento coordinato
Uni gres
pag. 168

Grigio 33,3x33,3

Pavimento coordinato
Uni gres
pag. 168

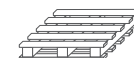

Malva 33,3x33,3

215

kaleidos



20x33,3-8"x13"



pesi imballi

PZ MQ KG BOX MQ KG

			PZ	MQ	KG	BOX	MQ	KG
Fondo	20x33,3	MQ	15	0,9990	17,41	64	63,9360	1.128
Bacchetta	3x33,3	PZ	6	-	1,32	-	-	-
Angolo Bic	h3	PZ	4	-	0,05	-	-	-
Fascia Roseto	10x33,3	PZ	6	-	4,02	-	-	-
Listello Roseto Kaleidos	5x33,3	PZ	6	-	2,04	-	-	-
Treccia Fiori di Pesco	9x33,3	PZ	6	-	3,24	-	-	-
Listello Fiori di Pesco	4x33,3	PZ	6	-	1,14	-	-	-
Treccia China	9x33,3	PZ	6	-	3,24	-	-	-
Listello China	4x33,3	PZ	6	-	1,14	-	-	-
Listello Papiro	5x33,3	PZ	6	-	1,70	-	-	-
Treccia Bijoux	4x33,3	PZ	6	-	1,74	-	-	-



kaleidos

Anice



20x33,3 **KLD07 23** ● 56

Oceano



20x33,3 **KLD46 23** ● 56



Bacchetta Oceano
3x33,3 **KLD46A BAC** ● 18



Bic Oceano
H3 **KLD46A BIC** ● 32



Treccia Bijoux Oceano
4x33,3 **KLD4627A TRC** ● 45



Listello Papiro Oceano
5x33,3 **KLD4617A LIST** ● 30



Fascia Roseto Rosa
10x33,3 **KLD0547FASCIA** ● 43



Listello Roseto Kaleidos
5x33,3 **KLD9937A LIST** ● 37



Treccia China Oceano
9x33,3 **KLD4667A TRC** ● 49



Listello China Anice
4x33,3 **KLD0767A LIST** ● 30

Crema



20x33,3 **KLD03 23** ● 56

Miele



20x33,3 **KLD22 23** ● 56



Bacchetta Miele
3x33,3 **KLD22A BAC** ● 18



Bic Miele
H3 **KLD22A BIC** ● 32



Treccia Bijoux Miele
4x33,3 **KLD2227A TRC** ● 45



Listello Papiro Miele
5x33,3 **KLD2217A LIST** ● 30



Fascia Roseto Crema
10x33,3 **KLD0347FASCIA** ● 43



Listello Roseto Kaleidos
5x33,3 **KLD9937A LIST** ● 37



Treccia China Miele
9x33,3 **KLD2267A TRC** ● 49



Listello China Crema
4x33,3 **KLD0367A LIST** ● 30

Pavimento coordinato

Lux gres

pag. 134

Oceano 33,3x33,3

Pavimento coordinato

Lux gres

pag. 134

Miele 33,3x33,3

kaleidos

Rosa



20x33,3 KLD05 23 ● 56

Lilla



20x33,3 KLD14 23 ● 56



Bacchetta Lilla
3x33,3 KLD14A BAC ● 18



Bic Lilla
H3 KLD14A BIC ● 32



Treccia Bijoux Lilla
4x33,3 KLD1427A TRC ● 45



Listello Papiro Lilla
5x33,3 KLD1417A LIST ● 30



Fascia Roseto Rosa
10x33,3 KLD0547FASCIA ● 43



Listello Roseto Kaleidos
5x33,3 KLD9937A LIST ● 37



Treccia Fiori di Pesco Lilla
9x33,3 KLD1457A TRC ● 53



Listello Fiori di Pesco Rosa
4x33,3 KLD0557A LIST ● 37

Cedro



20x33,3 KLD13 23 ● 56

Lime



20x33,3 KLD32 23 ● 56



Bacchetta Lime
3x33,3 KLD32A BAC ● 18



Bic Lime
H3 KLD32A BIC ● 32



Treccia Bijoux Lime
4x33,3 KLD3227A TRC ● 45



Listello Papiro Lime
5x33,3 KLD3217A LIST ● 30



Fascia Roseto Crema
10x33,3 KLD0347FASCIA ● 43



Listello Roseto Kaleidos
5x33,3 KLD9937A LIST ● 37



Treccia Fiori di Pesco Lime
9x33,3 KLD3257A TRC ● 53



Listello Fiori di Pesco Cedro
4x33,3 KLD1357A LIST ● 37

Pavimento coordinato
Lux gres
pag. 134

Lilla 33,3x33,3

Pavimento coordinato
Lux gres
pag. 134

Lime 33,3x33,3

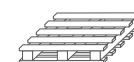
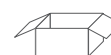
les arts



20x33,3-8"x13"



10x33,3-4"x13"




pesi imballi

			PZ	MQ	KG	BOX	MQ	KG
Fondo	20x33,3	MQ	15	0,9990	16,70	64	63,9360	1.082
Fondo Tavella	10x33,3	MQ	15	0,4995	8,40	80	39,9600	685
Tavella Style	10x33,3	PZ	12	-	5,60	-	-	-
Inserto 1 Foro	20x33,3	PZ	6	-	6,17	-	-	-
Listello Terre L33	2,5x33,3	PZ	12	-	2,01	-	-	-
Listello Terre L20	2,5x20	PZ	12	-	1,18	-	-	-
Inserto Terre	6,2x11	PZ	6	-	0,78	-	-	-
Bacchetta Metal L33	1,5x33,3	PZ	12	-	0,70	-	-	-
Bacchetta Metal L20	1,5x20	PZ	12	-	0,45	-	-	-
Listello Foglie L33 Mix	5x33,3	PZ	12	-	2,30	-	-	-
Listello Foglie L20 Mix	5x20	PZ	12	-	3,37	-	-	-
Inserto Foglie Mix	6,2x11	PZ	6	-	0,75	-	-	-
Listello Batik H5,5	5,5x20	PZ	12	-	2,48	-	-	-
Listello Batik H2,5	2,5x20	PZ	12	-	1,11	-	-	-
Inserto Batik	6,2x11	PZ	6	-	0,81	-	-	-
Listello Rose/Gigli H5	5x33,3	PZ	12	-	3,88	-	-	-
Listello Rose/Gigli H2,5	2,5x33,3	PZ	12	-	2,08	-	-	-



les arts

Bianco



20x33,3 **LSA00 23** ■ 55
10x33,3 **LSA00 10TV** ■ 65



Inserto 1 Foro Bianco
20x33,3 **LSA001F 23** ● 24



Listello Terre Verde L33
2,5x33,3 **LSA1217A LIST** ● 22



Listello Foglie Verde L33 Mix
5x33,3 **LSA1237A LIST** ● 9



Listello Batik Verde H5,5
5,5x20 **LSA1287A LIST** ● 12



Bacchetta Metal L33
1,5x33,3 **LSA99BAC 33** ● 18



Tavella Style Bianco
10x33,3 **LSA00 10TVR** ● 37



Listello Gigli H5
5x33,3 **LSA0867A LIST** ● 41

Mela



20x33,3 **LSA32 23** ■ 55
10x33,3 **LSA32 10TV** ■ 65



Inserto 1 Foro Mela
20x33,3 **LSA321F 23** ● 24



Listello Terre Verde L20
2,5x20 **LSA1227A LIST** ● 10



Listello Foglie Verde L20 Mix
5x20 **LSA1247A LIST** ● 5



Listello Batik Verde H2,5
2,5x20 **LSA1277A LIST** ● 7



Bacchetta Metal L20
1,5x20 **LSA99BAC 20** ● 11



Tavella Style Verde
10x33,3 **LSA12 10TVR** ● 37

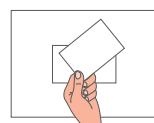


Listello Gigli H2,5
2,5x33,3 **LSA0857A LIST** ● 37

Verde



20x33,3 **LSA12 23** ■ 55
10x33,3 **LSA12 10TV** ■ 65



Inserto Terre Verde
6,2x11 **LSA1211A INS** ● 22



Inserto Foglie Verde Mix
6,2x11 **LSA1231A INS** ● 6



Inserto Batik Verde
6,2x11 **LSA1271A INS** ● 9


Pavimento coordinato
Colors gres
pag. 124

Limone 20x20

Pavimento coordinato
Life gres
pag. 132

Bianco 33,3x33,3

Bianco



20x33,3 **LSA00 23** ■55
10x33,3 **LSA00 10TV** ■65



Inserto 1 Foro Bianco
20x33,3 **LSA001F 23** ●24



Listello Terre Oro L33
2,5x33,3 **LSA2217A LIST** ●22



Listello Foglie Oro L33 Mix
5x33,3 **LSA2237A LIST** ●9



Listello Batik Oro H5,5
5,5x20 **LSA2287A LIST** ●12



Bacchetta Metal L33
1,5x33,3 **LSA99BAC 33** ●18



Tavella Style Bianco
10x33,3 **LSA00 10TVR** ●37



Listello Rose H5
5x33,3 **LSA1167A LIST** ●41

Crema



20x33,3 **LSA03 23** ■55
10x33,3 **LSA03 10TV** ■65



Inserto 1 Foro Crema
20x33,3 **LSA031F 23** ●24



Listello Terre Oro L20
2,5x20 **LSA2227A LIST** ●10



Listello Foglie Oro L20 Mix
5x20 **LSA2247A LIST** ●5



Listello Batik Oro H2,5
2,5x20 **LSA2277A LIST** ●7



Bacchetta Metal L20
1,5x20 **LSA99BAC 20** ●11



Tavella Style Oro
10x33,3 **LSA22 10TVR** ●37

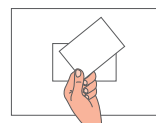


Listello Rose H2,5
2,5x33,3 **LSA1157A LIST** ●37

Oro



20x33,3 **LSA22 23** ■55
10x33,3 **LSA22 10TV** ■65



Inserto Terre Oro
6,2x11 **LSA2211A INS** ●22



Inserto Foglie Oro Mix
6,2x11 **LSA2231A INS** ●6



Inserto Batik Oro
6,2x11 **LSA2271A INS** ●9

Pavimento coordinato
Colors gres
pag. 124


Arancio 20x20

Pavimento coordinato
Life gres
pag. 132

Bianco 33,3x33,3

les arts

Bianco



20x33,3 **LSA00 23** ■ 55
10x33,3 **LSA00 10TV** ■ 65



Inserto 1 Foro Bianco
20x33,3 **LSA001F 23** ● 24



Listello Terre Turchese L33
2,5x33,3 **LSA4917A LIST** ● 22



Listello Foglie Turchese L33 Mix
5x33,3 **LSA4937A LIST** ● 9



Listello Batik Turchese H5,5
5,5x20 **LSA4987A LIST** ● 12



Bacchetta Metal L33
1,5x33,3 **LSA99BAC 33** ● 18



Tavella Style Bianco
10x33,3 **LSA00 10TVR** ● 37



Listello Gigli H5
5x33,3 **LSA0867A LIST** ● 41

Azzurro



20x33,3 **LSA07 23** ■ 55
10x33,3 **LSA07 10TV** ■ 65



Inserto 1 Foro Azzurro
20x33,3 **LSA071F 23** ● 24



Listello Terre Turchese L20
2,5x20 **LSA4927A LIST** ● 10



Listello Foglie Turchese L20 Mix
5x20 **LSA4947A LIST** ● 5



Listello Batik Turchese H2,5
2,5x20 **LSA4977A LIST** ● 7



Bacchetta Metal L20
1,5x20 **LSA99BAC 20** ● 11



Tavella Style Turchese
10x33,3 **LSA49 10TVR** ● 37

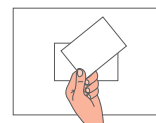


Listello Gigli H2,5
2,5x33,3 **LSA0857A LIST** ● 37

Turchese



20x33,3 **LSA49 23** ■ 55
10x33,3 **LSA49 10TV** ■ 65



Inserto Terre Turchese
6,2x11 **LSA4911A INS** ● 22



Inserto Foglie Turchese Mix
6,2x11 **LSA4931A INS** ● 6



Inserto Batik Turchese
6,2x11 **LSA4971A INS** ● 9


Pavimento coordinato
Colors gres
pag. 124

Turchese 20x20

Pavimento coordinato
Life gres
pag. 132

Bianco 33,3x33,3

Bianco



20x33,3 **LSA00 23** ●55
10x33,3 **LSA00 10TV** ●65



Inserto 1 Foro Bianco
20x33,3 **LSA001F 23** ●24



Listello Terre Grigio L33
2,5x33,3 **LSA0617A LIST** ●22



Listello Terre Nero L33
2,5x33,3 **LSA0917A LIST** ●22



Listello Foglie Grigio L33 Mix
5x33,3 **LSA0637A LIST** ●9



Listello Batik Grigio H5,5
5,5x20 **LSA0687A LIST** ●12



Bacchetta Metal L33
1,5x33,3 **LSA99BAC 33** ●18




Tavella Style Bianco
10x33,3 **LSA00 10TVR** ●37



Listello Rose H5
5x33,3 **LSA1167A LIST** ●41

Perla



20x33,3 **LSA10 23** ●55
10x33,3 **LSA10 10TV** ●65



Inserto 1 Foro Perla
20x33,3 **LSA101F 23** ●24



Listello Terre Grigio L20
2,5x20 **LSA0627A LIST** ●10



Listello Terre Nero L20
2,5x20 **LSA0927A LIST** ●10



Listello Foglie Grigio L20 Mix
5x20 **LSA0647A LIST** ●5



Listello Batik Grigio H2,5
2,5x20 **LSA0677A LIST** ●7



Bacchetta Metal L20
1,5x20 **LSA99BAC 20** ●11



Tavella Style Grigio
10x33,3 **LSA06 10TVR** ●37

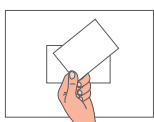


Listello Rose H2,5
2,5x33,3 **LSA1157A LIST** ●37

Grigio



20x33,3 **LSA06 23** ●55
10x33,3 **LSA06 10TV** ●65



Inserto Terre Grigio
6,2x11 **LSA0611A INS** ●22



Inserto Terre Nero
6,2x11 **LSA0911A INS** ●22



Inserto Foglie Grigio Mix
6,2x11 **LSA0631A INS** ●6



Inserto Batik Grigio
6,2x11 **LSA0671A INS** ●9

Pavimento coordinato
Colors gres
pag. 124

Grigio 20x20

Pavimento coordinato
Veranda gres
pag. 106

Steel 32,6x32,6

Pavimento coordinato
Life gres
pag. 132

Bianco 33,3x33,3

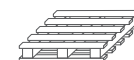
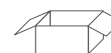
p70



20x20-8"x8"



© Copyright 2006 by Cedir Ceramiche di Romagna S.p.A. Castelvogone (RA) - Italy



pesi imballi

			PZ	MQ	KG	BOX	MQ	KG
Fondo	20x20	MQ	25	1,0000	16,00	72	72,0000	1.171
Bacchetta	2x20	PZ	6	-	0,51	-	-	-
Angolo	h2	PA	1x4	-	0,036	-	-	-
Inserto Optical (2pz)	10x10	PA	2x2	-	1,00	-	-	-
Listello Optical	2,5x20	PZ	6	-	0,47	-	-	-
Inserto Venus (2pz)	10x10	PA	2x2	-	1,05	-	-	-
Listello Venus	4x20	PZ	6	-	0,81	-	-	-
Inserto Yo Yo	20x20	PZ	4	-	2,92	-	-	-
Pannello Yo Yo (9pz)	20x20	PA	9x1	-	6,51	-	-	-



Arancio



20x20 P7031 22 ■54



Angolo Arancio
H2 P7031A BIC ▲66



Bacchetta Arancio
2x20 P7031A BAC ●9



Inserto Venus Arancio (2pz)
10x10 P703121A INS ▲51



Listello Venus Arancio
4x20 P703127A LIST ●33



Inserto Optical Arancio (2pz)
10x10 P703111A INS ▲40



Listello Optical Arancio
2,5x20 P703117A LIST ●18

Rosso



20x20 P7011 22 ■54



Angolo Rosso
H2 P7011A BIC ▲66



Bacchetta Rosso
2x20 P7011A BAC ●9



Inserto Venus Rosso (2pz)
10x10 P701121A INS ▲51



Listello Venus Rosso
4x20 P701127A LIST ●33



Inserto Optical Rosso (2pz)
10x10 P701111A INS ▲40



Listello Optical Rosso
2,5x20 P701117A LIST ●18

Amaranto



20x20 P7025 22 ■54



Angolo Amaranto
H2 P7025A BIC ▲66



Bacchetta Amaranto
2x20 P7025A BAC ●9



Inserto Venus Amaranto (2pz)
10x10 P702521A INS ▲51



Listello Venus Amaranto
4x20 P702527A LIST ●33



Inserto Optical Amaranto (2pz)
10x10 P702511A INS ▲40



Listello Optical Amaranto
2,5x20 P702517A LIST ●18


Bianco



20x20 P7000 22 ■51



Inserto Yo Yo Rosso
20x20 P701131A 22 ●33



Pannello Yo Yo Rosso (9pz)
20x20 P701139A 22 ▲83

L'EVENTUALE PRESENZA DI PUNTINI NERI NON E' DA CONSIDERARSI DIFETTO, MA TESTIMONIANZA DELLA QUALITÀ DI PARTICOLARI MATERIE PRIME UTILIZZATE PER OTTENERE INTENSE COLORAZIONI

The presence of black spots is not to be considered as a defect, but rather as a proof of the quality of the special raw materials used to create intense colouring - La présence éventuelle de petits points de couleur noire ne doit pas être considérée comme un défaut puisqu'elle est le gage de qualité de certaines matières premières utilisées pour obtenir des colorations intenses - Das eventuelle Vorhandensein von kleinen, schwarzen Punkten ist nicht als Fehler anzusehen, sondern als ein Zeichen für die Qualität der besonderen Rohstoffe, die verwendet wurden, um intensive Färbungen zu erhalten.

Giallo



20x20 **P7013 22** ■ 54



Angolo Giallo
H2 **P7013A BIC** ▲ 66



Bacchetta Giallo
2x20 **P7013A BAC** ● 9



Inserto Venus Giallo (2pz)
10x10 **P701321A INS** ▲ 51



Listello Venus Giallo
4x20 **P701327A LIST** ● 33



Inserto Optical Giallo (2pz)
10x10 **P701311A INS** ▲ 40



Listello Optical Giallo
2,5x20 **P701317A LIST** ● 18

p70

Verde



20x20 **P7012 22** ■ 54



Angolo Verde
H2 **P7012A BIC** ▲ 66



Bacchetta Verde
2x20 **P7012A BAC** ● 9



Inserto Venus Verde (2pz)
10x10 **P701221A INS** ▲ 51



Listello Venus Verde
4x20 **P701227A LIST** ● 33



Inserto Optical Verde (2pz)
10x10 **P701211A INS** ▲ 40



Listello Optical Verde
2,5x20 **P701217A LIST** ● 18

Azzurro



20x20 **P7007 22** ■ 54



Angolo Azzurro
H2 **P7007A BIC** ▲ 66



Bacchetta Azzurro
2x20 **P7007A BAC** ● 9



Inserto Venus Azzurro (2pz)
10x10 **P700721A INS** ▲ 51



Listello Venus Azzurro
4x20 **P700727A LIST** ● 33



Inserto Optical Azzurro (2pz)
10x10 **P700711A INS** ▲ 40



Listello Optical Azzurro
2,5x20 **P700717A LIST** ● 18


Bianco



20x20 **P7000 22** ■ 51



Inserto Yo Yo Azzurro
20x20 **P700731A 22** ● 33



Pannello Yo Yo Azzurro (9pz)
20x20 **P700739A 22** ▲ 83

Pavimento coordinato
Must gres
pag. 150

Giallo 20x20

Verde 20x20

Avio 20x20

Nero 20x20

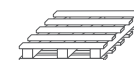

Bianco 20x20

229

sapori



20x20-8"x8"



pesi imballi

PZ MQ KG BOX MQ KG

Fondo	20x20	MQ	30	1,2000	17,10	72	86,4000	1.250
Bacchetta	2x20	PZ	24	-	2,04	-	-	-
Angolo Bic	h2	PZ	4	-	0,09	-	-	-
Inserto Cucina (mix2)	20x20	PZ	6	-	3,80	-	-	-

Bianco



20x20 **SPR00 22** ■ 42



Inserto Cucina Bianco (2mix)
20x20 **SPR0011A 22** ● 20



Bacchetta Bleu
2x20 **B0108 20** ● 9



Angolo Bleu
H2 **BIC0208** ● 23

Beige



20x20 **SPR03 22** ■ 42



Inserto Cucina Beige (2mix)
20x20 **SPR0321A 22** ● 20



Bacchetta Cotto
2x20 **B0221 20** ● 5



Angolo Cotto
H2 **BIC0221** ● 14

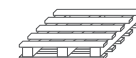
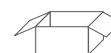
spledos



20x20-8"x8"




20x20-8"x8"



pesi imballi

PZ MQ KG BOX MQ KG

Fondo	20x20	MQ	25	1,0000	16,20	72	72,0000	1.185
Fondo Muretto	20x20	MQ	25	1,0000	16,20	72	72,0000	1.185
Bacchetta	1x20	PZ	6	-	0,20	-	-	-
Angolo Bic	h1	PA	1x4	-	0,04	-	-	-
Listello Ethno	1,5x20	PZ	12	-	1,02	-	-	-
Listello Pelle	3x20	PZ	6	-	0,78	-	-	-
Listello Classic H7	7x20	PZ	6	-	1,15	-	-	-
Angolo Classic H7	h7	PA	1x4	-	0,06	-	-	-
Listello Classic H3,5	3,5x20	PZ	6	-	0,62	-	-	-
Angolo Classic H3,5	h3,5	PA	1x4	-	0,04	-	-	-



Ebur



20x20 **SPL02 22** ■ 53



Bacchetta Chorda
1x20 **SPL19A BAC** ● 9



Listello Classic Chorda H7
7x20 **SPL1947A LIST** ● 28



Listello Pelle Peltro
3x20 **SPL1927B LIST** ● 2

Chorda



20x20 **SPL19 22** ■ 53




Angolo Chorda
H1 **SPL19A BIC** ▲ 61



Angolo Classic Chorda H7
H7 **SPL1947A ANG** ▲ 67



Listello Ethno Peltro
1,5x20 **SPL1917B LIST** ● 1-b



Muretto Chorda
20x20 **SPL19M 22** ■ 64-a




Listello Classic Chorda H3
3,5x20 **SPL1937A LIST** ● 20



Angolo Classic Chorda H3
H3,5 **SPL1937A ANG** ▲ 67

Ebur



20x20 **SPL02 22** ■ 53



Bacchetta Rodon
1x20 **SPL05A BAC** ● 9



Listello Classic Rodon H7
7x20 **SPL0547A LIST** ● 28



Listello Pelle Rame
3x20 **SPL0527B LIST** ● 2

Rodon



20x20 **SPL05 22** ■ 53



Angolo Rodon
H1 **SPL05A BIC** ▲ 61



Angolo Classic Rodon H7
H7 **SPL0547A ANG** ▲ 67



Listello Ethno Rame
1,5x20 **SPL0517B LIST** ● 1-b



Muretto Rodon
20x20 **SPL05M 22** ■ 64-a



Listello Classic Rodon H3
3,5x20 **SPL0537A LIST** ● 20



Angolo Classic Rodon H3
H3,5 **SPL0537A ANG** ▲ 67

Ebur



20x20 **SPL02 22** ■ 53

Galbus



20x20 **SPL31 22** ■ 53



Muretto Galbus
20x20 **SPL31M 22** ■ 64-a

spledos



Bacchetta Galbus
1x20 **SPL31A BAC** ● 9



Angolo Galbus
H1 **SPL31A BIC** ▲ 61



Listello Classic Galbus H7
7x20 **SPL3147A LIST** ● 28



Angolo Classic Galbus H7
H7 **SPL3147A ANG** ▲ 67



Listello Classic Galbus H3
3,5x20 **SPL3137A LIST** ● 20



Angolo Classic Galbus H3
H3,5 **SPL3137A ANG** ▲ 67



Listello Pelle Bronzo
3x20 **SPL3127B LIST** ● 2

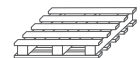


Listello Ethno Bronzo
1,5x20 **SPL3117B LIST** ● 1-b

thesi



20x20-8''x8''




pesi imballi

PZ MQ KG BOX MQ KG

			PZ	MQ	KG	BOX	MQ	KG
Fondo	20x20	MQ	25	1,0000	16,86	72	72,0000	1.233
Fondo liscio	20x20	MQ	25	1,0000	16,86	72	72,0000	1.233
Bacchetta	2x20	PZ	6	-	0,51	-	-	-
Angolo bacchetta	h2	PA	1x4	-	0,036	-	-	-
Inserto Glass	10x10	PZ	6	-	1,25	-	-	-
Listello Glass	3x20	PZ	6	-	0,80	-	-	-
Inserto Segni (4pz)	20x20	PA	4x1	-	2,72	-	-	-
Inserto Bouquet (2pz)	20x20	PA	2x2	-	2,68	-	-	-



Nero




20x20 THS09 22 ■ 61

Bianco



20x20 THS00 22 ■ 61

Bianco liscio



20x20 THS00L 22 ■ 52



Bacchetta Nero
2x20 THS09A BAC ● 9



Bacchetta Bianco
2x20 THS00A BAC ● 9



Angolo Nero
H2 THS09A BIC ▲ 66



Angolo Bianco
H2 THS00A BIC ▲ 66

Pavimento coordinato
Must gres
pag. 150

Nero 20x20


Bianco 20x20



Inserto Segni Nero (4pz)
20x20 THS0921A INS ▲ 64

Pavimento coordinato
Uni gres
pag. 168

Nero 33,3x33,3



Inserto Bouquet Nero (2pz)
20x20 THS0931A INS ▲ 70

Pavimento coordinato
Life gres
pag. 132

Bianco 33,3x33,3



Inserto Glass Silver
10x10 THS0611A INS ● 41-a



Inserto Glass Nero
10x10 THS0911A INS ● 41-a



Inserto Glass Rosso
10x10 THS1111A INS ● 41-a



Listello Glass Silver
3x20 THS0617A LIST ● 36



Listello Glass Nero
3x20 THS0917A LIST ● 36



Listello Glass Rosso
3x20 THS1117A LIST ● 36

Grigio




20x20 THS06 22 ■ 61

Bianco



20x20 THS00 22 ■ 61

Bianco liscio



20x20 THS00L 22 ■ 52

Bacchetta Grigio
2x20 THS06A BAC ● 9

Bacchetta Bianco
2x20 THS00A BAC ● 9

Angolo Grigio
H2 THS06A BIC ▲ 66

Angolo Bianco
H2 THS00A BIC ▲ 66



Inserto Segni Grigio (4pz)
20x20 THS0621A INS ▲ 64



Inserto Bouquet Grigio (2pz)
20x20 THS0631A INS ▲ 70



Inserto Glass Silver
10x10 THS0611A INS ● 41-a



Inserto Glass Nero
10x10 THS0911A INS ● 41-a



Inserto Glass Rosso
10x10 THS1111A INS ● 41-a



Listello Glass Silver
3x20 THS0617A LIST ● 36



Listello Glass Nero
3x20 THS0917A LIST ● 36



Listello Glass Rosso
3x20 THS1117A LIST ● 36

Pavimento coordinato
Must gres
pag. 150

Grigio 20x20

Bianco 20x20

Pavimento coordinato
Uni gres
pag. 168

Grigio 33,3x33,3

Pavimento coordinato
Life gres
pag. 132

Bianco 33,3x33,3

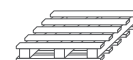
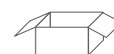
touch



20x33,3-8"x13"



10x33,3-4"x13"



pesi imballi

PZ MQ KG BOX MQ KG

			PZ	MQ	KG	BOX	MQ	KG
Fondo	20x33,3	MQ	15	0,9990	17,45	64	63,9360	1.130
Fondo Tavella	10x33,3	MQ	15	0,4995	8,76	80	39,9600	714
Pannello Opium (3pz)	20x33,3	PA	3x1	-	3,63	-	-	-
Stelo Opium	20x33,3	PZ	3	-	3,63	-	-	-
Listello Opium (2pz)	10x33,3	PA	2x3	-	3,55	-	-	-
Inserto Charme	20x33,3	PZ	3	-	3,63	-	-	-
Listello Charme H6	6x33,3	PZ	6	-	2,20	-	-	-
Listello Charme H3	3x33,3	PZ	6	-	1,11	-	-	-
Treccia Forme	3x33,3	PZ	6	-	1,65	-	-	-
Bacchetta Metal L33	1,5x33,3	PZ	12	-	0,70	-	-	-
Fascia Klimt	5x33,3	PZ	6	-	1,68	-	-	-



touch

Beige



20x33,3 **TCH03 23** ■ 55
10x33,3 **TCH03 10TV** ■ 65



Inserto Charme Beige
20x33,3 **TCH0331A 23** ● 39



Listello Opium Beige (2pz)
10x33,3 **TCH0357A LIST** ▲ 40



Pannello Opium Beige (3pz)
20x33,3 **TCH0353A 23** ▲ 63



Stelo Opium Beige
20x33,3 **TCH0355A 23** ● 22



Treccia Forme Beige
3x33,3 **TCH0317A TRC** ● 44



Fascia Klimt Beige
5x33,3 **TCH03FASCIA** ● 42

Kaki



20x33,3 **TCH44 23** ■ 55
10x33,3 **TCH44 10TV** ■ 65



Listello Charme Beige H6
6x33,3 **TCH0347A LIST** ● 30



Listello Opium Kaki (2pz)
10x33,3 **TCH4457A LIST** ▲ 40



Pannello Opium Kaki (3pz)
20x33,3 **TCH4453A 23** ▲ 63



Stelo Opium Kaki
20x33,3 **TCH4455A 23** ● 22



Treccia Forme Kaki
3x33,3 **TCH4417A TRC** ● 44



Bacchetta Metal
1,5x33,3 **LSA99BAC 33** ● 18



Listello Charme Beige H3
3x33,3 **TCH0337A LIST** ● 23

Pavimento coordinato
Veranda gres
pag. 106

Leather 49x49
32,6x32,6

Rosato



20x33,3 **TCH05 23** ■ 55
10x33,3 **TCH05 10TV** ■ 65




Inserto Charme Rosato
20x33,3 **TCH0531A 23** ● 39



Listello Opium Rosato (2pz)
10x33,3 **TCH0557A LIST** ▲ 40



Pannello Opium Rosato (3pz)
20x33,3 **TCH0553A 23** ▲ 63



Stelo Opium Rosato
20x33,3 **TCH0555A 23** ● 22



Treccia Forme Rosato
3x33,3 **TCH0517A TRC** ● 44



Fascia Klimt Rosato
5x33,3 **TCH05FASCIA** ● 42

Prugna



20x33,3 **TCH41 23** ■ 55
10x33,3 **TCH41 10TV** ■ 65



Listello Charme Rosato H6
6x33,3 **TCH0547A LIST** ● 30



Listello Opium Prugna (2pz)
10x33,3 **TCH4157A LIST** ▲ 40



Pannello Opium Prugna (3pz)
20x33,3 **TCH4153A 23** ▲ 63



Stelo Opium Prugna
20x33,3 **TCH4155A 23** ● 22



Treccia Forme Prugna
3x33,3 **TCH4117A TRC** ● 44



Bacchetta Metal
1,5x33,3 **LSA99BAC 33** ● 18

touch


Pavimento coordinato
Veranda gres
pag. 106

Zinc 49x49
32,6x32,6

243

touch

Grigio



20x33,3 **TCH06 23** ■ 55
10x33,3 **TCH06 10TV** ■ 65



Inserto Charme Grigio
20x33,3 **TCH0631A 23** ● 39



Listello Opium Grigio (2pz)
10x33,3 **TCH0657A LIST** ▲ 40



Pannello Opium Grigio (3pz)
20x33,3 **TCH0653A 23** ▲ 63



Stelo Opium Grigio
20x33,3 **TCH0655A 23** ● 22



Treccia Forme Grigio
3x33,3 **TCH0617A TRC** ● 44



Fascia Klimt Rosato
5x33,3 **TCH05FASCIA** ● 42

Fumo



20x33,3 **TCH26 23** ■ 55
10x33,3 **TCH26 10TV** ■ 65



Listello Charme Grigio H6
6x33,3 **TCH0647A LIST** ● 30



Listello Opium Fumo (2pz)
10x33,3 **TCH2657A LIST** ▲ 40



Pannello Opium Fumo (3pz)
20x33,3 **TCH2653A 23** ▲ 63



Stelo Opium Fumo
20x33,3 **TCH2655A 23** ● 22



Treccia Forme Fumo
3x33,3 **TCH2617A TRC** ● 44



Bacchetta Metal
1,5x33,3 **LSA99BAC 33** ● 18



Listello Charme Grigio H3
3x33,3 **TCH0637A LIST** ● 23

Pavimento coordinato
Veranda gres
pag. 106

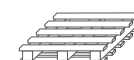
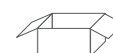
Steel 49x49
32,6x32,6



trend



20x50-8''x20''




pesi imballi

			PZ	MQ	KG	BOX	MQ	KG
Fondo	20x50	MQ	10	1,0000	18,62	56	56,0000	1.056
Bacchetta	2x50	PZ	4	-	0,84	-	-	-
Angolo	H2	PA	1x4	-	0,036	-	-	-
Mosaico Mix	20x50	PZ	4	-	7,52	-	-	-
Fascia Old England	20x50	PZ	4	-	7,56	-	-	-
Listello Old England (mix 2)	9x50	PZ	4	-	3,65	-	-	-
Listello Brill	2,3x50	PZ	4	-	0,82	-	-	-
Listello Greca	4,5x50	PZ	4	-	1,95	-	-	-



Avorio



20x50 TRN02 52 ■ 63-a



Bacchetta Beige
2x50 CHC03A BAC ● 33



Mosaico Mix Avorio
20x50 TRN02MOSAICO ● 72-a



Old England Avorio
20x50 TRN0215A 52 ● 63

Sabbia



20x50 TRN19 52 ■ 63-a



Angolo Bacchetta Beige
H2 CHC03A BIC ▲ 67



Listello Old England Avorio (Mix2)
9x50 TRN0217A LIST ● 48



Listello Brill Sabbia
2,3x50 TRN1937A LIST ● 31



Listello Greca Avorio
4,5x50 TRN0227A LIST ● 31

Pavimento coordinato
Trend Stone
Gres
pag. 99

Avorio 33,3x33,3

Sabbia 33,3x33,3

Perla



20x50 **TRN10 52** ■ 63-a

Cenere



20x50 **TRN06 52** ■ 63-a

Bacchetta Grigio
2x50 **CHC06A BAC** ● 33

Angolo Bacchetta Grigio
H2 **CHC06A BIC** ▲ 67



Mosaico Mix Perla
20x50 **TRN10MOSAICO** ● 72-a



Old England Perla
20x50 **TRN1015A 52** ● 63



Listello Old England Perla (Mix2)
9x50 **TRN1017A LIST** ● 48

Listello Brill Cenere
2,3x50 **TRN0637A LIST** ● 31

Listello Greca Perla
4,5x50 **TRN1027A LIST** ● 31

trend

Pavimento coordinato
Trend Stone
Gres
pag. 99

Cenere 33,3x33,3

249

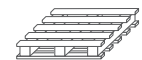
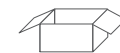
vanity



20x50-8''x20''



10x50-4''x20''




pesi imballi

			PZ	MQ	KG	BOX	MQ	KG
Fondo	20x50	MQ	10	1,0000	18,62	56	56,0000	1.062
Fondo Tavella	10x50	MQ	10	0,5000	9,50	70	35,0000	684
Bacchetta	2x50	PZ	4	-	0,84	-	-	-
Angolo Bacchetta	H2	PA	1x4	-	0,036	-	-	-
Fascia Decò	20x50	PZ	4	-	7,36	-	-	-
Listello Decò	4,5x50	PZ	4	-	1,95	-	-	-
Fascia Dalia	20x50	PA	2x2	-	7,36	-	-	-
Listello Dalia	4,5x50	PZ	4	-	1,95	-	-	-
Bacchetta Vetro	2x50	PZ	6	-	1,63	-	-	-



vanity

Rosa



20x50 **VNY05 52** ■ 64
10x50 **VNY05 10TV** ■ 71



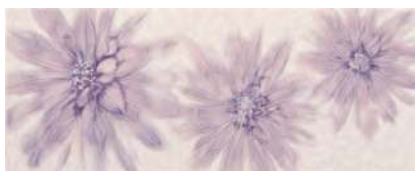
Bacchetta Lilla
2x50 **JOL14A BAC** ● 33



Angolo Bacchetta Lilla
H2 **JOL14A BIC** ▲ 67



Fascia Decò Rosa
20x50 **VNY0515A 52** ● 40-b



Fascia Dalia Rosa (2pz)
20x50 **VNY0525A 52** ▲ 72



Listello Dalia Rosa
4,5x50 **VNY0527A LIST** ● 34



Bacchetta Vetro Lilla
2x50 **BV0114 50** ● 60

Lilla



20x50 **VNY14 52** ■ 64
10x50 **VNY14 10TV** ■ 71



Bacchetta Platino
2x50 **JOL26A BAC** ● 53



Angolo Bacchetta Platino
H2 **JOL26A BIC** ▲ 74-a



Listello Decò Rosa
4,5x50 **VNY0517A LIST** ● 21




Acqua



20x50 **VNY12 52** ■ 64
10x50 **VNY12 10TV** ■ 71

Bacchetta Acqua
2x50 **JOL12A BAC** ● 33

Angolo Bacchetta Acqua
H2 **JOL12A BIC** ▲ 67



Fascia Decò Acqua
20x50 **VNY1215A 52** ● 40-b



Fascia Dalia Acqua (2pz)
20x50 **VNY1225A 52** ▲ 72



Listello Dalia Acqua
4,5x50 **VNY1227A LIST** ● 34



Bacchetta Vetro Acqua
2x50 **BVO112 50** ● 60

Turchese



20x50 **VNY49 52** ■ 64
10x50 **VNY49 10TV** ■ 71

Bacchetta Platino
2x50 **JOL26A BAC** ● 53

Angolo Bacchetta Platino
H2 **JOL26A BIC** ▲ 74-a




Listello Decò Acqua
4,5x50 **VNY1217A LIST** ● 21



vanity

Avorio



20x50 **VNY02 52** ■ 64
10x50 **VNY02 10TV** ■ 71

Bacchetta Beige
2x50 **VNY03A BAC** ● 33



Angolo Bacchetta Beige
H2 **VNY03A BIC** ▲ 67



Fascia Decò Avorio
20x50 **VNY0215A 52** ● 40-b



Fascia Dalia Avorio (2pz)
20x50 **VNY0225A 52** ▲ 72




Listello Dalia Avorio
4,5x50 **VNY0227A LIST** ● 34



Bacchetta Vetro Miele
2x50 **BV0122 50** ● 60

Beige



20x50 **VNY03 52** ■ 64
10x50 **VNY03 10TV** ■ 71

Bacchetta Platino
2x50 **JOL26A BAC** ● 53



Angolo Bacchetta Platino
H2 **JOL26A BIC** ▲ 74-a



Listello Decò Avorio
4,5x50 **VNY0217A LIST** ● 21





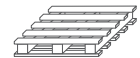
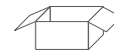
zero



20x20-8''x8''



©Copyright 2006 by Cedir Ceramiche di Romagna S.p.A. Castelbolognese (RA) - Italy




pesi imballi

	PZ	MQ	KG	BOX	MQ	KG
Fondo	20x20	MQ	25	1,0000	16,86	72 72,0000 1.233
Fondo Liscio	20x20	MQ	25	1,0000	16,86	72 72,0000 1.233
Bacchetta	2x20	PZ	6	-	0,51	- - -
Angolo	h2	PA	1x4	-	0,036	- - -
Inserto Fleuri	20x20	PZ	6	-	4,12	- - -
Fascia Fleuri	9x20	PZ	6	-	1,99	- - -
Listello Fleuri	4x20	PZ	12	-	1,67	- - -
Inserto Round	20x20	PZ	6	-	4,25	- - -
Listello Round	4x20	PZ	12	-	1,86	- - -
Inserto Ice	20x20	PZ	12	-	11,97	- - -
Listello Ice	4x20	PZ	12	-	2,37	- - -



zero

Bianco liscio




20x20 ZR000L 22 ■ 52

Bianco



20x20 ZR000 22 ■ 61

Nero



20x20 ZR009 22 ■ 61

Bacchetta Nero
2x20 ZR009A BAC ● 9

Angolo Nero
H2 ZR009A BIC ▲ 66

Bacchetta Bianco
2x20 ZR000A BAC ● 9


Angolo Bianco
H2 ZR000A BIC ▲ 66



Inserto Fleuri Nero
20x20 ZR00931A 22 ● 29



Inserto Round Nero
20x20 ZR00921A 22 ● 43



Inserto Ice
20x20 ZR09911A 22 ● 67



Fascia Fleuri Nero
9x20 ZR00947A LIST ● 21



Listello Round Nero
4x20 ZR00927A LIST ● 26




Listello Ice
4x20 ZR09917A LIST ● 39



Listello Fleuri Nero
4x20 ZR00937A LIST ● 17

Bianco liscio



20x20 ZR000L 22 ■ 52

Bianco



20x20 ZR000 22 ■ 61

Blu



20x20 ZR008 22 ■ 61

Bacchetta Blu
2x20 ZR008A BAC ● 9

Angolo Blu
H2 ZR008A BIC ▲ 66

Bacchetta Bianco
2x20 ZR000A BAC ● 9


Angolo Bianco
H2 ZR000A BIC ▲ 66



Inserto Fleuri Blu
20x20 ZR00831A 22 ● 29



Inserto Round Blu
20x20 ZR00821A 22 ● 43



Inserto Ice
20x20 ZR09911A 22 ● 67



Fascia Fleuri Blu
9x20 ZR00847A LIST ● 21



Listello Round Blu
4x20 ZR00827A LIST ● 26



Listello Ice
4x20 ZR09917A LIST ● 39



Listello Fleuri Blu
4x20 ZR00837A LIST ● 17

Pavimento coordinato
Must gres
pag. 150

Nero 20x20


Bianco 20x20

Pavimento coordinato
Must gres
pag. 150

Blu 20x20


Bianco 20x20

Bianco liscio



20x20 ZR000L 22 ■ 52

Bianco



20x20 ZR000 22 ■ 61

Lacca



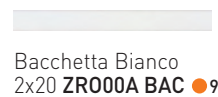
20x20 ZR011 22 ■ 61



Bacchetta Lacca
2x20 ZR011A BAC ● 9



Angolo Lacca
H2 ZR011A BIC ▲ 66



Bacchetta Bianco
2x20 ZR000A BAC ● 9



Angolo Bianco
H2 ZR000A BIC ▲ 66


zero



Inserto Fleuri Lacca
20x20 ZR01131A 22 ● 29



Inserto Round Lacca
20x20 ZR01121A 22 ● 43



Inserto Ice
20x20 ZR09911A 22 ● 67



Fascia Fleuri Lacca
9x20 ZR01147A LIST ● 21



Listello Round Lacca
4x20 ZR01127A LIST ● 26



Listello Ice
4x20 ZR09917A LIST ● 39



Listello Fleuri Lacca
4x20 ZR01137A LIST ● 17

Pavimento coordinato
Must gres
pag. 150

Amaranto 20x20

Bianco 20x20

L'EVENTUALE PRESENZA DI PUNTINI NERI NON E' DA CONSIDERARSI DIFETTO,
MA TESTIMONIANZA DELLA QUALITÀ DI PARTICOLARI MATERIE PRIME UTILIZZATE PER OTTENERE INTENSE COLORAZIONI.


The presence of black spots is not to be considered as a defect, but rather as a proof of the quality of the special raw materials used to create intense colouring - La présence éventuelle de petits points de couleur noire ne doit pas être considérée comme un défaut puisqu'elle est le gage de qualité de certaines matières premières utilisées pour obtenir des colorations intenses - Das eventuelle Vorhandensein von kleinen, schwarzen Punkten ist nicht als Fehler anzusehen, sondern als ein Zeichen für die Qualität der besonderen Rohstoffe, die verwendet wurden, um intensive Färbungen zu erhalten.

DECORO ICE:

UTILIZZARE SOLTANTO SILICONE O COLLANTI BIANCHI A PRESA RAPIDA IN CLASSE C2 E D2.

DOPO IL FISSAGGIO STUCCARE CON GRANA FINE. IL TAGLIO PUÒ ESSERE ESEGUITO CON NORMALE TAGLIAVETRO O CON FLESSIBILE CON DISCO DIAMANTATO, CURANDO DI RAFFREDDARE IL VETRO IRRORANDOLO CON ACQUA ABBONDANTE.

Use only silicone or class C2 and D2 fast grip white adhesives. Once fixed, apply a fine grain grout. Use a normal glasscutter or flexible diamond-cutting disc for cutting, ensuring that the glass is cooled with large quantities of water - Utiliser exclusivement de la silicone ou des adhésifs blancs à prise rapide de classe C2 et D2. Après la fixation, jointoyer avec un produit à grain fin. La coupe peut être faite avec une simple roulette de vitrier ou avec un disque flexible diamant, en veillant à refroidir le verre à grande eau - Verwenden Sie nur Silikon oder schnellabbindenden Weißbleim der Klasse C2 und D2. Nach der Befestigung verkitten Sie mit feinkörnigem Material. Der Schnitt kann mit einem normalen Glasschneider oder mit einem Flexgerät mit Diamantscheibe ausgeführt werden; das Glas muss durch Abspülen mit fließendem Wasser abgekühlt werden.



bicottura in pasta bianca da rivestimento

armonia |

Double fired white body wall tiles
Bicuisson en pâte blanche pour revêtement
weißscherbige Wandfliesen

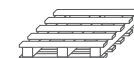
261

armonia




25x60-10"x24"

pesi imballi



			PZ	MQ	KG	BOX	MQ	KG
Fondo	25x60	MQ	8	1,2000	18,30	48	57,6000	898
Bacchetta	2x60	PZ	4	-	0,92	-	-	-
Angolo Bacchetta	h2	PA	1x4	-	0,036	-	-	-
Mosaico	25x30	PZ	4	-	4,52	-	-	-
Fascia Art	25x60	PZ	4	-	9,24	-	-	-
Listello Art	4x60	PZ	4	-	1,48	-	-	-
Listello Art	6x60	PZ	4	-	2,08	-	-	-
Fascia Beauty	25x60	PZ	4	-	9,24	-	-	-
Listello Beauty	6x60	PZ	4	-	2,08	-	-	-
Fascia Floral (2pz)	25x60	PA	2x2	-	9,06	-	-	-
Listello Floral	6x60	PZ	4	-	2,08	-	-	-



Avorio



25x60 **AM002A 62** ■ 70



Mosaico Avorio
25x30 **AM002MOSAICO** ● 36



Fascia Art Avorio
25x60 **AM00235A 62** ● 62-a



Fascia Beauty Avorio
25x60 **AM00225A 62** ● 62-a



Fascia Floral Malva (2pz)
25x60 **AM02815A 62** ▲ 80



Listello Floral Malva
6x60 **AM02817A LIST** ● 46



Bacchetta Avorio
2x60 **AM002A BAC** ● 37



Angolo Bacchetta Avorio
H2 **AM002A BIC** ▲ 68



Listello Art Avorio
4x60 **AM00237A LIST** ● 32



Listello Art Avorio
6x60 **AM00247A LIST** ● 35-a



Listello Beauty Avorio
6x60 **AM00227A LIST** ● 35-a



Pavimento coordinato
Uni gres
pag. 168


Beige 33,3x33,3

Malva 33,3x33,3

Beige



25x60 **AM003A 62** ■ 70



Mosaico Beige
25x30 **AM003MOSAICO** ● 36



Fascia Art Beige
25x60 **AM00335A 62** ● 62-a



Fascia Beauty Beige
25x60 **AM00325A 62** ● 62-a



Fascia Floral Malva (2pz)
25x60 **AM02815A 62** ▲ 80



Listello Floral Malva
6x60 **AM02817A LIST** ● 46



Bacchetta Beige
2x60 **AM003A BAC** ● 37



Angolo Bacchetta Beige
H2 **AM003A BIC** ▲ 68



Listello Art Beige
4x60 **AM00337A LIST** ● 32



Listello Art Beige
6x60 **AM00347A LIST** ● 35-a



Listello Beauty Beige
6x60 **AM00327A LIST** ● 35-a




Pavimento coordinato
Uni gres
pag. 168

Beige 33,3x33,3

Malva 33,3x33,3

265

Malva




25x60 **AM028A 62** ■ 70



Bacchetta Malva
2x60 **AM028A BAC** ● 37



Angolo Bacchetta Malva
H2 **AM028A BIC** ▲ 68



Mosaico Malva
25x30 **AM028MOSAICO** ● 36



Fascia Art Malva
25x60 **AM02835A 62** ● 62-a



Listello Art Malva
4x60 **AM02837A LIST** ● 32



Listello Art Malva
6x60 **AM02847A LIST** ● 35-a



Fascia Beauty Malva
25x60 **AM02825A 62** ● 62-a



Listello Beauty Malva
6x60 **AM02827A LIST** ● 35-a



Fascia Floral Malva (2pz)
25x60 **AM02815A 62** ▲ 80



Listello Floral Malva
6x60 **AM02817A LIST** ● 46

Pavimento coordinato
Uni gres
pag. 168


Beige 33,3x33,3

Malva 33,3x33,3

Perla




25x60 **AM010A 62** ■ 70




Bacchetta Perla
2x60 **AM010A BAC** ● 37

»

Angolo Bacchetta Perla
H2 **AM010A BIC** ▲ 68



Mosaico Perla
25x30 **AM010MOSAICO** ● 36



Fascia Art Perla
25x60 **AM01035A 62** ● 62-a



Listello Art Perla
4x60 **AM01037A LIST** ● 32



Listello Art Perla
6x60 **AM01047A LIST** ● 35-a



Fascia Beauty Perla
25x60 **AM01025A 62** ● 62-a



Listello Beauty Perla
6x60 **AM01027A LIST** ● 35-a



Fascia Floral Blu (2pz)
25x60 **AM00815A 62** ▲ 80



Listello Floral Blu
6x60 **AM00817A LIST** ● 46

armonia

Pavimento coordinato
Uni gres
pag. 168

Grigio 33,3x33,3


Blu 33,3x33,3

267

Azzurro



25x60 **AM007A 62** ■ 70



Mosaico Azzurro
25x30 **AM007MOSAICO** ● 36



Fascia Art Azzurro
25x60 **AM00735A 62** ● 62-a




Fascia Beauty Azzurro
25x60 **AM00725A 62** ● 62-a



Fascia Floral Blu (2pz)
25x60 **AM00815A 62** ▲ 80



Listello Floral Blu
6x60 **AM00817A LIST** ● 46



Bacchetta Azzurro
2x60 **AM007A BAC** ● 37



Angolo Bacchetta Azzurro
H2 **AM007A BIC** ▲ 68



Listello Art Azzurro
4x60 **AM00737A LIST** ● 32



Listello Art Azzurro
6x60 **AM00747A LIST** ● 35-a



Listello Beauty Azzurro
6x60 **AM00727A LIST** ● 35-a




Pavimento coordinato
Uni gres
pag. 168


Grigio 33,3x33,3

Blu 33,3x33,3

Blu



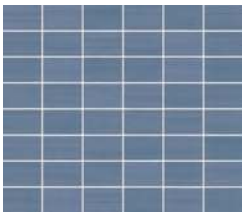
25x60 **AM008A 62** ■ 70




Bacchetta Blu
2x60 **AM008A BAC** ● 37



Angolo Bacchetta Blu
H2 **AM008A BIC** ▲ 68



Mosaico Blu
25x30 **AM008MOSAICO** ● 36



Fascia Art Blu
25x60 **AM00835A 62** ● 62-a



Listello Art Blu
4x60 **AM00837A LIST** ● 32



Listello Art Blu
6x60 **AM00847A LIST** ● 35-a



Fascia Beauty Blu
25x60 **AM00825A 62** ● 62-a



Listello Beauty Blu
6x60 **AM00827A LIST** ● 35-a



Fascia Floral Blu (2pz)
25x60 **AM00815A 62** ▲ 80



Listello Floral Blu
6x60 **AM00817A LIST** ● 46


armonia

Pavimento coordinato
Uni gres
pag. 168

Grigio 33,3x33,3

Blu 33,3x33,3

269



il mosaico

monocottura da rivestimento

absolute
chakra
jet set

absolute mosaico



20x20-8"x8"



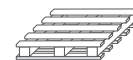
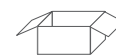
20x20-8"x8"



20x20-8"x8"



pesi imballi



			PZ	MQ	KG	BOX	MQ	KG
Fondo Micro	20x20	MQ	25	1,0000	17,00	72	72,0000	1.243
Fondo Macro	20x20	MQ	25	1,0000	17,00	72	72,0000	1.243
Fondo Liscio	20x20	MQ	25	1,0000	16,50	72	72,0000	1.207
Bacchetta Micro	1,5x20	PZ	50	-	2,95	-	-	-
Bacchetta Macro	3x20	PZ	25	-	2,90	-	-	-
Bacchetta	2x20	PZ	6	-	0,51	-	-	-
Angolo	h2	PA	1x4	-	0,036	-	-	-
Listello Gocce	3,5x20	PZ	6	-	0,78	-	-	-
Treccia Smalto	3,5x20	PZ	6	-	0,74	-	-	-
Pannello Daisy (4 pz)	20x20	PA	4x1	-	2,72	-	-	-
Inserto Daisy (2pz)	20x20	PA	2x2	-	2,68	-	-	-
Listello Daisy (2pz)	7x20	PA	2x3	-	1,65	-	-	-
Formella Rose	20x20	PZ	6	-	4,80	-	-	-
Listello Rose	6,5x20	PZ	6	-	1,92	-	-	-



absolute

mosaico

Micro Lapis



20x20 ABS3812T 22 ■68

Macro Lapis




20x20 ABS3806T 22 ■68

Blu



20x20 ABS08 22 ■54

Bianco



20x20 ABS00 22 ■51



Bacchetta Micro Lapis
1,5x20 ABS3812T BAC ●1



Bacchetta Macro Lapis
3x20 ABS3806T BAC ●1



Bacchetta Blu
2x20 ABS08A BAC ●9



Angolo Blu
H2 ABS08A BIC ▲66



Treccia Smalto Lapis
3,5x20 ABS3827A TRC ●32




Listello Gocce Oceano
3,5x20 ABS4617A LIST ●29




Formella Rose Lapis
20x20 ABS3845A 22 ●58



Listello Rose Lapis
6,5x20 ABS3847A LIST ●31



Pannello Daisy Blu (4pz)
20x20 ABS0834A 22 ▲71



Inserto Daisy Blu (2pz)
20x20 ABS0831A 22 ▲53




Listello Daisy Blu (2pz)
7x20 ABS0837A LIST ▲54

Pavimento coordinato
Must gres
pag. 150

Blu 20x20


Bianco 20x20

Micro Lime



20x20 ABS3212T 22 ■67

Macro Lime



20x20 ABS3206T 22 ■67

Giallo




20x20 ABS13 22 ■51

Verde



20x20 ABS12 22 ■51

Bianco



20x20 ABS00 22 ■51

absolute
mosaico



Bacchetta Micro Lime
1,5x20 ABS3212T BAC ●1



Bacchetta Macro Lime
3x20 ABS3206T BAC ●1



Bacchetta Giallo
2x20 ABS13A BAC ●9



Bacchetta Verde
2x20 ABS12A BAC ●9



Angolo Giallo
H2 ABS13A BIC ▲66



Angolo Verde
H2 ABS12A BIC ▲66



Treccia Smalto Lime
3,5x20 ABS3227A TRC ●32



Listello Gocce Lime
3,5x20 ABS3217A LIST ●29




Formella Rose Lime
20x20 ABS3245A 22 ●58



Listello Rose Lime
6,5x20 ABS3247A LIST ●31



Pannello Daisy Giallo (4pz)
20x20 ABS1334A 22 ▲71



Inserto Daisy Giallo (2pz)
20x20 ABS1331A 22 ▲53



Listello Daisy Giallo (2pz)
7x20 ABS1337A LIST ▲54

Pavimento coordinato
Must gres
pag. 150

Giallo 20x20


Verde 20x20

Bianco 20x20

absolute

mosaico

Micro Terra



20x20 ABS2112T 22 ■68

Macro Terra




20x20 ABS2106T 22 ■68

Rame



20x20 ABS27 22 ■54

Bianco



20x20 ABS00 22 ■51



Bacchetta Micro Terra
1,5x20 ABS2112T BAC ●1



Bacchetta Macro Terra
3x20 ABS2106T BAC ●1



Bacchetta Rame
2x20 ABS27A BAC ●9



Angolo Rame
H2 ABS27A BIC ▲66



Treccia Smalto Terra
3,5x20 ABS2127A TRC ●32



Listello Gocce Corallo
3,5x20 ABS2517A LIST ●29



Formella Rose Terra
20x20 ABS2145A 22 ●58



Listello Rose Terra
6,5x20 ABS2147A LIST ●31



Pannello Daisy Rosso (4pz)
20x20 ABS1134A 22 ▲71



Inserto Daisy Rosso (2pz)
20x20 ABS1131A 22 ▲53



Listello Daisy Rosso (2pz)
7x20 ABS1137A LIST ▲54

Pavimento coordinato
Must gres
pag. 150

Amaranto 20x20


Bianco 20x20

Micro Oceano



20x20 **ABS4612T 22** ■67

Macro Oceano




20x20 **ABS4606T 22** ■67

Avio



20x20 **ABS49 22** ■51

Bianco



20x20 **ABS00 22** ■51

absolute

mosaico



Bacchetta Micro Oceano
1,5x20 **ABS4612T BAC** ●1




Bacchetta Macro Oceano
3x20 **ABS4606T BAC** ●1



Bacchetta Avio
2x20 **ABS49A BAC** ●9



Angolo Avio
H2 **ABS49A BIC** ▲66



Treccia Smalto Oceano
3,5x20 **ABS4627A TRC** ●32




Listello Gocce Oceano
3,5x20 **ABS4617A LIST** ●29




Formella Rose Lapis
20x20 **ABS3845A 22** ●58



Listello Rose Lapis
6,5x20 **ABS3847A LIST** ●31



Pannello Daisy Blu (4pz)
20x20 **ABS0834A 22** ▲71



Inserto Daisy Blu (2pz)
20x20 **ABS0831A 22** ▲53



Listello Daisy Blu (2pz)
7x20 **ABS0837A LIST** ▲54

Pavimento coordinato
Must gres
pag. 150


Avio 20x20

Bianco 20x20

absolute

mosaico

Micro Malva




20x20 **ABS2812T 22** ■68

Macro Malva




20x20 **ABS2806T 22** ■68

Viola



20x20 **ABS41 22** ■54

Bianco



20x20 **ABS00 22** ■51



Bacchetta Micro Malva
1,5x20 **ABS2812T BAC** ●1



Bacchetta Macro Malva
3x20 **ABS2806T BAC** ●1



Bacchetta Viola
2x20 **ABS41A BAC** ●9




Angolo Viola
H2 **ABS41A BIC** ▲66



Treccia Smalto Malva
3,5x20 **ABS2827A TRC** ●32




Listello Gocce Malva
3,5x20 **ABS2817A LIST** ●29



Formella Rose Malva
20x20 **ABS2845A 22** ●58



Listello Rose Malva
6,5x20 **ABS2847A LIST** ●31



Pannello Daisy Viola (4pz)
20x20 **ABS4134A 22** ▲71



Inserto Daisy Viola (2pz)
20x20 **ABS4131A 22** ▲53




Listello Daisy Viola (2pz)
7x20 **ABS4137A LIST** ▲54

Pavimento coordinato
Must gres
pag. 150

Viola 20x20


Bianco 20x20

Micro Corallo



20x20 ABS2512T 22 ■ 68

Macro Corallo



20x20 ABS2506T 22 ■ 68

Rosso




20x20 ABS11 22 ■ 54

Arancio



20x20 ABS31 22 ■ 51

Bianco



20x20 ABS00 22 ■ 51



Bacchetta Micro Corallo
1,5x20 ABS2512T BAC ● 1



Bacchetta Macro Corallo
3x20 ABS2506T BAC ● 1



Bacchetta Rosso
2x20 ABS11A BAC ● 9



Bacchetta Arancio
2x20 ABS31A BAC ● 9



Angolo Rosso
H2 ABS11A BIC ▲ 66




Angolo Arancio
H2 ABS31A BIC ▲ 66



Treccia Smalto Corallo
3,5x20 ABS2527A TRC ● 32



Listello Gocce Corallo
3,5x20 ABS2517A LIST ● 29




Formella Rose Corallo
20x20 ABS2545A 22 ● 58



Listello Rose Corallo
6,5x20 ABS2547A LIST ● 31



Pannello Daisy Rosso (4pz)
20x20 ABS1134A 22 ▲ 71



Inserto Daisy Rosso (2pz)
20x20 ABS1131A 22 ▲ 53



Listello Daisy Rosso (2pz)
7x20 ABS1137A LIST ▲ 54

absolute

mosaico

Pavimento coordinato

Must gres

pag. 150

Rosso 20x20

Arancio 20x20

Bianco 20x20

L'EVENTUALE PRESENZA DI PUNTINI NERI NON E' DA CONSIDERARSI DIFETTO, MA TESTIMONIANZA DELLA QUALITÀ DI PARTICOLARI MATERIE PRIME UTILIZZATE PER OTTENERE INTENSE COLORAZIONI

The presence of black spots is not to be considered as a defect, but rather as a proof of the quality of the special raw materials used to create intense colouring - La présence éventuelle de petits points de couleur noire ne doit pas être considérée comme un défaut puisqu'elle est le gage de qualité de certaines matières premières utilisées pour obtenir des colorations intenses - Das eventuelle Vorhandensein von kleinen, schwarzen Punkten ist nicht als Fehler anzusehen, sondern als ein Zeichen für die Qualität der besonderen Rohstoffe, die verwendet wurden, um intensive Färbungen zu erhalten.

chakra mosaico



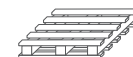
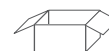
20x20-8"x8"



20x20-8"x8"



20x20-8"x8"



pesi imballi


			PZ	MQ	KG	BOX	MQ	KG
Fondo Micro	20x20	MQ	25	1,0000	16,41	72	72,0000	1.200
Fondo Macro	20x20	MQ	25	1,0000	16,41	72	72,0000	1.200
Fondo Liscio	20x20	MQ	25	1,0000	16,86	72	72,0000	1.233
Bacchetta Micro	1,5x20	PZ	50	-	2,95	-	-	-
Bacchetta Macro	3x20	PZ	25	-	2,90	-	-	-
London	5x20	PZ	12	-	2,50	-	-	-
Angolo London	h5	PZ	4	-	0,09	-	-	-
Quarter Round Vetro	3x20	PZ	6	-	0,42	-	-	-
Beak Vetro	h3	PZ	4	-	0,06	-	-	-
Listello Luna	2x20	PZ	12	-	0,76	-	-	-
Angolo Luna (2pz)	2x22	PA	2x4	-	0,50	-	-	-
Listello Fuoco H3,5	3,5x20	PZ	12	-	1,63	-	-	-
Listello Fuoco H2	2x20	PZ	12	-	0,90	-	-	-
Listello Aria	3x20	PZ	12	-	1,38	-	-	-
Listello Acqua	3,5x20	PZ	12	-	1,38	-	-	-
Angolo Acqua	3,5x3,5	PZ	4	-	0,07	-	-	-
Listello Terra	6,5x20	PZ	12	-	2,86	-	-	-
Angolo Terra	6,5x6,5	PZ	4	-	0,31	-	-	-
Listello Gerbera / Giglio / Papavero (4pz)	5x20	PA	4x3	-	2,26	-	-	-



chakra

mosaico

Micro Grigio



20x20 **CKR0612T 22** ■67



Bacchetta Micro Grigio
1,5x20 **CKR0612T BAC** ●1



Quarter Round Grigio Vetro
3x20 **CKR06 QROUND** ●35



Listello Luna Grigio
2x20 **CKR0617A LIST** ●32



Listello Fuoco Grigio
2x20 **CKR0627A LIST** ●27



Listello Aria Grigio
3x20 **CKR0647A LIST** ●29



Listello Acqua Grigio
3,5x20 **CKR0657A LIST** ●20



Listello Terra Grigio
6,5x20 **CKR0667A LIST** ●30



Listello Giglio Perla (4pz)
5x20 **CKR1077A LIST** ▲71

Macro Grigio



20x20 **CKR0606T 22** ■67



Bacchetta Macro Grigio
3x20 **CKR0606T BAC** ●1



Beak Grigio Vetro
H3 **CKR06 BEAK** ●41



Angolo Luna Grigio
2x22 **CKR0617A SNDX** ▲63



Listello Fuoco Grigio
3,5x20 **CKR0637A LIST** ●33




Angolo Acqua Grigio
3,5x3,5 **CKR0657A ANG** ●16



Angolo Terra Grigio
6,5x6,5 **CKR0667A ANG** ●15

Perla




20x20 **CKR10 22** ■51



London Grigio
5x20 **CKR06 LONDON** ●16

Bianco



20x20 **CKR00 22** ■51



Angolo London Grigio
H5 **CKR06 CAPLON** ●31

Pavimento coordinato
Colors gres
pag. 124

Grigio 20x20

Nero 20x20


Pavimento coordinato
Must gres
pag. 150

Grigio 20x20

Nero 20x20

Bianco 20x20

Micro Lavanda



20x20 **CKR4112T 22** ■ 67



Bacchetta Micro Lavanda
1,5x20 **CKR4112T BAC** ● 1



Quarter Round Lavanda Vetro
3x20 **CKR41 QROUND** ● 35



Listello Luna Lavanda
2x20 **CKR4117A LIST** ● 32



Listello Fuoco Lavanda
2x20 **CKR4127A LIST** ● 27



Listello Aria Lavanda
3x20 **CKR4147A LIST** ● 29



Listello Acqua Lavanda
3,5x20 **CKR4157A LIST** ● 20



Listello Terra Lavanda
6,5x20 **CKR4167A LIST** ● 30



Listello Giglio Lilla (4pz)
5x20 **CKR1477A LIST** ▲ 71

Macro Lavanda



20x20 **CKR4106T 22** ■ 67



Bacchetta Macro Lavanda
3x20 **CKR4106T BAC** ● 1



Beak Lavanda Vetro
H3 **CKR41 BEAK** ● 41



Angolo Luna Lavanda
2x22 **CKR4117A SNDX** ▲ 63



Listello Fuoco Lavanda
3,5x20 **CKR4137A LIST** ● 33



Angolo Acqua Lavanda
3,5x3,5 **CKR4157A ANG** ● 16



Angolo Terra Lavanda
6,5x6,5 **CKR4167A ANG** ● 15

Lilla




20x20 **CKR14 22** ■ 51



London Lavanda
5x20 **CKR41 LONDON** ● 16

Bianco



20x20 **CKR00 22** ■ 51



Angolo London Lavanda
H5 **CKR41 CAPLON** ● 31

chakra

mosaico

Pavimento coordinato
Colors gres
pag. 124

Lavanda 20x20

Pavimento coordinato
Must gres
pag. 150

Viola 20x20


Bianco 20x20

283

chakra

mosaico

Micro Turchese



20x20 **CKR4912T 22** ■ 67



Bacchetta Micro Turchese
1,5x20 **CKR4912T BAC** ● 1



Quarter Round Turchese Vetrol
3x20 **CKR49 QROUND** ● 35



Listello Luna Turchese
2x20 **CKR4917A LIST** ● 32



Listello Fuoco Turchese
2x20 **CKR4927A LIST** ● 27




Listello Aria Turchese
3x20 **CKR4947A LIST** ● 29



Listello Acqua Turchese
3,5x20 **CKR4957A LIST** ● 20




Listello Terra Turchese
6,5x20 **CKR4967A LIST** ● 30



Listello Papavero Azzurro (4pz)
5x20 **CKR0777A LIST** ▲ 71

Macro Turchese



20x20 **CKR4906T 22** ■ 67



Bacchetta Macro Turchese
3x20 **CKR4906T BAC** ● 1



Beak Turchese Vetrol
H3 **CKR49 BEAK** ● 41



Angolo Luna Turchese
2x22 **CKR4917A SNDX** ▲ 63



Listello Fuoco Turchese
3,5x20 **CKR4937A LIST** ● 33



Angolo Acqua Turchese
3,5x3,5 **CKR4957A ANG** ● 16



Angolo Terra Turchese
6,5x6,5 **CKR4967A ANG** ● 15

Azzurro




20x20 **CKR07 22** ■ 51



London Turchese
5x20 **CKR49 LONDON** ● 16

Bianco



20x20 **CKR00 22** ■ 51



Angolo London Turchese
H5 **CKR49 CAPLON** ● 31

Pavimento coordinato
Colors gres
pag. 124


Turchese 20x20

Pavimento coordinato
Must gres
pag. 150

Avio 20x20

Bianco 20x20

Micro Arancio



20x20 **CKR3112T 22** ■ 67



Bacchetta Micro Arancio
1,5x20 **CKR3112T BAC** ● 1



Quarter Round Arancio Vetrol
3x20 **CKR31 QROUND** ● 35



Listello Luna Arancio
2x20 **CKR3117A LIST** ● 32



Listello Fuoco Arancio
2x20 **CKR3127A LIST** ● 27



Listello Aria Arancio
3x20 **CKR3147A LIST** ● 29



Listello Acqua Arancio
3,5x20 **CKR3157A LIST** ● 20



Listello Terra Arancio
6,5x20 **CKR3167A LIST** ● 30



Listello Gerbera Oro (4pz)
5x20 **CKR2277A LIST** ▲ 71

Macro Arancio



20x20 **CKR3106T 22** ■ 67



Bacchetta Macro Arancio
3x20 **CKR3106T BAC** ● 1



Beak Arancio Vetrol
H3 **CKR31 BEAK** ● 41



Angolo Luna Arancio
2x22 **CKR3117A SNDX** ▲ 63



Listello Fuoco Arancio
3,5x20 **CKR3137A LIST** ● 33



Angolo Acqua Arancio
3,5x3,5 **CKR3157A ANG** ● 16



Angolo Terra Arancio
6,5x6,5 **CKR3167A ANG** ● 15

Oro




20x20 **CKR22 22** ■ 51



London Arancio
5x20 **CKR31 LONDON** ● 16

Bianco



20x20 **CKR00 22** ■ 51



Angolo London Arancio
H5 **CKR31 CAPLON** ● 31

chakra

mosaico

Pavimento coordinato
Colors gres
pag. 124

Arancio 20x20

Pavimento coordinato
Must gres
pag. 150

Arancio 20x20


Cacao 20x20

Bianco 20x20

chakra

mosaico

Micro Eucalipto



20x20 **CKR2412T 22** ■ 67



Bacchetta Micro Eucalipto
1,5x20 **CKR2412T BAC** ● 1



Quarter Round Eucalipto Vetrol
3x20 **CKR24 QROUND** ● 35



Listello Luna Eucalipto
2x20 **CKR2417A LIST** ● 32



Listello Fuoco Eucalipto
2x20 **CKR2427A LIST** ● 27



Listello Aria Eucalipto
3x20 **CKR2447A LIST** ● 29



Listello Acqua Eucalipto
3,5x20 **CKR2457A LIST** ● 20




Listello Terra Eucalipto
6,5x20 **CKR2467A LIST** ● 30



Listello Gerbera Menta (4pz)
5x20 **CKR3477A LIST** ▲ 71

Macro Eucalipto



20x20 **CKR2406T 22** ■ 67



Bacchetta Macro Eucalipto
3x20 **CKR2406T BAC** ● 1



Beak Eucalipto Vetrol
H3 **CKR24 BEAK** ● 41



Angolo Luna Eucalipto
2x22 **CKR2417A SNDX** ▲ 63



Listello Fuoco Eucalipto
3,5x20 **CKR2437A LIST** ● 33



Angolo Acqua Eucalipto
3,5x3,5 **CKR2457A ANG** ● 16



Angolo Terra Eucalipto
6,5x6,5 **CKR2467A ANG** ● 15

Menta




20x20 **CKR34 22** ■ 51



London Eucalipto
5x20 **CKR24 LONDON** ● 16

Bianco



20x20 **CKR00 22** ■ 51

Angolo London Eucalipto
H5 **CKR24 CAPLON** ● 31


Pavimento coordinato
Colors gres
pag. 124

Eucalipto 20x20

Pavimento coordinato
Must gres
pag. 150

Bianco 20x20

Micro Limone



20x20 **CKR1312T 22** ■67



Bacchetta Micro Limone
1,5x20 **CKR1312T BAC** ●1



Quarter Round Limone Vetrol
3x20 **CKR13 QROUND** ●35



Listello Luna Limone
2x20 **CKR1317A LIST** ●32



Listello Fuoco Limone
2x20 **CKR1327A LIST** ●27



Listello Aria Limone
3x20 **CKR1347A LIST** ●29



Listello Acqua Limone
3,5x20 **CKR1357A LIST** ●20



Listello Terra Limone
6,5x20 **CKR1367A LIST** ●30



Listello Gerbera Mela (4pz)
5x20 **CKR3277A LIST** ▲71

Macro Limone



20x20 **CKR1306T 22** ■67



Bacchetta Macro Limone
3x20 **CKR1306T BAC** ●1



Beak Limone Vetrol
H3 **CKR13 BEAK** ●41



Angolo Luna Limone
2x22 **CKR1317A SNDX** ▲63



Listello Fuoco Limone
3,5x20 **CKR1337A LIST** ●33



Angolo Acqua Limone
3,5x3,5 **CKR1357A ANG** ●16



Angolo Terra Limone
6,5x6,5 **CKR1367A ANG** ●15

Mela




20x20 **CKR32 22** ■51



London Limone
5x20 **CKR13 LONDON** ●16

Bianco



20x20 **CKR00 22** ■51



Angolo London Limone
H5 **CKR13 CAPLON** ●31

chakra

mosaico

Pavimento coordinato
Colors gres
pag. 124

Limone 20x20

Pavimento coordinato
Must gres
pag. 150

Verde 20x20


Bianco 20x20

287

chakra

mosaico

Micro Caffè



20x20 **CKR2312T 22** ■67



Bacchetta Micro Caffè
1,5x20 **CKR2312T BAC** ●1



Quarter Round Caffè Vetro
3x20 **CKR23 QROUND** ●35



London Caffè
5x20 **CKR23 LONDON** ●16



Listello Luna Caffè
2x20 **CKR2317A LIST** ●32



Listello Fuoco Caffè
2x20 **CKR2327A LIST** ●27



Listello Aria Caffè
3x20 **CKR2347A LIST** ●29




Listello Acqua Grigio
3,5x20 **CKR0657A LIST** ●20



Listello Terra Caffè
6,5x20 **CKR2367A LIST** ●30

Macro Caffè



20x20 **CKR2306T 22** ■67



Bacchetta Macro Caffè
3x20 **CKR2306T BAC** ●1




Beak Caffè Vetro
H3 **CKR23 BEAK** ●41



Angolo London Caffè
H5 **CKR23 CAPLON** ●31



Angolo Luna Caffè
2x22 **CKR2317A SNDX** ▲63



Listello Fuoco Caffè
3,5x20 **CKR2337A LIST** ●33




Angolo Acqua Grigio
3,5x3,5 **CKR0657A ANG** ●16



Angolo Terra Caffè
6,5x6,5 **CKR2367A ANG** ●15

Bianco



20x20 **CKR00 22** ■51



Quarter Round Rosso Vetro
3x20 **CKR11 QROUND** ●35



Listello Luna Rosso
2x20 **CKR1117A LIST** ●32



Angolo Luna Rosso
2x22 **CKR1117A SNDX** ▲63



Angolo Rosso Vetro
H3 **CKR11 BEAK** ●41

Pavimento coordinato
Colors gres
pag. 124
Nero 20x20

Pavimento coordinato
Must gres
pag. 150
Nero 20x20

Bianco 20x20



jet set mosaico



20x20-8"x8"



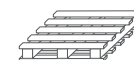
20x20-8"x8"



20x20-8"x8"



20x20-8"x8"



pesi imballi

PZ MQ KG BOX MQ KG


Fondo Micro Mattoncino	20x20	MQ	25	1,0000	17,00	72	72,0000	1.243
Fondo Macro Mattoncino	20x20	MQ	25	1,0000	17,00	72	72,0000	1.243
Fondo Micro	20x20	MQ	25	1,0000	17,00	72	72,0000	1.243
Fondo Liscio	20x20	MQ	25	1,0000	17,00	72	72,0000	1.243
Bacchetta Micro 12M	5x20	PZ	20	-	3,52	-	-	-
Bacchetta Macro 6M	10x20	PZ	10	-	3,52	-	-	-
Bacchetta Micro 4M	1,5x20	PZ	50	-	2,95	-	-	-
Bacchetta Micro	1,5x20	PZ	50	-	2,95	-	-	-
Bacchetta	2x20	PZ	6	-	0,51	-	-	-
Angolo Bacchetta	h2	PA	1x4	-	0,036	-	-	-
Inserto Pop (2pz)	20x20	PA	2x3	-	4,14	-	-	-
Pannello Tulip (2pz)	20x20	PA	2x3	-	4,23	-	-	-
Stelo Tulip	20x20	PZ	6	-	4,23	-	-	-
Inserto Foglie (2pz)	20x20	PA	2x3	-	4,23	-	-	-
Listello Foglie (mix3)	6x20	PZ	6	-	1,50	-	-	-



jet set


mosaico

Micro mattoncino Ciliegia




20x20 JTS1104M 22 ■ 68

Macro mattoncino Ciliegia



20x20 JTS1102M 22 ■ 68

Micro Ciliegia



20x20 JTS1112T 22 ■ 68

Bianco



20x20 JTS00 22 ■ 54



Bacchetta Micro 12M Ciliegia
5x20 JTS1112M BAC ● 1-a



Bacchetta Macro 6M Ciliegia
10x20 JTS1106M BAC ● 1-b



Bacchetta Micro Ciliegia
1,5x20 JTS1112T BAC ● 1



Bacchetta Rosso
2x20 ABS11A BAC ● 9



Bacchetta Micro 4M Ciliegia
1,5x20 JTS1104M BAC ● 1



Angolo Bacchetta Rosso
H2 ABS11A BIC ▲ 66



Pannello Tulip Ciliegia (2pz)
20x20 JTS1122A 22 ▲ 51



Stelo Tulip Ciliegia
20x20 JTS1125A 22 ● 32



Inserto Foglie Ciliegia (2pz)
20x20 JTS1131A 22 ▲ 55



Listello Foglie Ciliegia (mix3)
6x20 JTS1137A LIST ● 19



Inserto Pop Ciliegia (2pz)
20x20 JTS1111A 22 ▲ 49




Pavimento coordinato
Must gres
pag. 150

Bianco 20x20


Rosso 20x20

Micro mattoncino Arancio



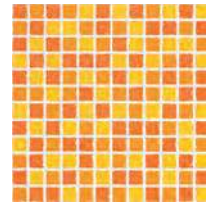
20x20 JTS3104M 22 ■ 68

Macro mattoncino Arancio



20x20 JTS3102M 22 ■ 68

Micro Arancio



20x20 JTS3112T 22 ■ 68

Giallo



20x20 JTS13 22 ■ 54



Bacchetta Micro 12M Arancio
5x20 JTS3112M BAC ● 1-a



Bacchetta Macro 6M Arancio
10x20 JTS3106M BAC ● 1-b



Bacchetta Micro Arancio
1,5x20 JTS3112T BAC ● 1



Bacchetta Arancio
2x20 ABS31A BAC ● 9



Bacchetta Micro 4M Arancio
1,5x20 JTS3104M BAC ● 1



Angolo Bacchetta Arancio
H2 ABS31A BIC ▲ 66



Pannello Tulip Arancio (2pz)
20x20 JTS3122A 22 ▲ 51



Stelo Tulip Arancio
20x20 JTS3125A 22 ● 32



Inserto Foglie Arancio (2pz)
20x20 JTS3131A 22 ▲ 55



Listello Foglie Arancio (mix3)
6x20 JTS3137A LIST ● 19



Inserto Pop Arancio (2pz)
20x20 JTS3111A 22 ▲ 49



jet set
mosaico

Pavimento coordinato
Must gres
pag. 150

Arancio 20x20

293

jet set

mosaico

Micro mattoncino Grigio




20x20 JTS0604M 22 ■ 68

Macro mattoncino Grigio



20x20 JTS0602M 22 ■ 68

Micro Grigio



20x20 JTS0612T 22 ■ 68

Grigio Perla



20x20 JTS60 22 ■ 54



Bacchetta Micro 12M Grigio
5x20 JTS0612M BAC ● 1-a



Bacchetta Macro 6M Grigio
10x20 JTS0606M BAC ● 1-b



Bacchetta Micro Grigio
1,5x20 JTS0612T BAC ● 1



Bacchetta Grigio
2x20 JTS06A BAC ● 9



Bacchetta Micro 4M Grigio
1,5x20 JTS0604M BAC ● 1



Angolo Bacchetta Grigio
H2 JTS06A BIC ▲ 66



Pannello Tulip Grigio (2pz)
20x20 JTS0622A 22 ▲ 51



Stelo Tulip Grigio
20x20 JTS0625A 22 ● 32



Inserto Foglie Grigio (2pz)
20x20 JTS0631A 22 ▲ 55



Listello Foglie Grigio (mix3)
6x20 JTS0637A LIST ● 19



Inserto Pop Grigio (2pz)
20x20 JTS0611A 22 ▲ 49



Pavimento coordinato
Must gres
pag. 150

Grigio 20x20


294

Micro mattoncino
Beige



20x20 JTS0304M 22 ■ 68

Macro mattoncino
Beige



20x20 JTS0302M 22 ■ 68

Micro Beige



20x20 JTS0312T 22 ■ 68

Corda



20x20 JTS02 22 ■ 54

jet set
mosaico



Bacchetta Micro 12M Beige
5x20 JTS0312M BAC ● 1-a



Bacchetta Macro 6M Beige
10x20 JTS0306M BAC ● 1-b



Bacchetta Micro Beige
1,5x20 JTS0312T BAC ● 1



Bacchetta Cacao
2x20 JTS23A BAC ● 9



Bacchetta Micro 4M Beige
1,5x20 JTS0304M BAC ● 1



Angolo Bacchetta Cacao
H2 JTS23A BIC ▲ 66



Pannello Tulip Beige (2pz)
20x20 JTS0322A 22 ▲ 51



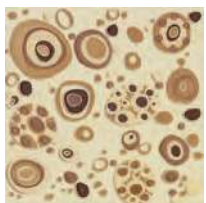
Stelo Tulip Beige
20x20 JTS0325A 22 ● 32



Inserto Foglie Beige (2pz)
20x20 JTS0331A 22 ▲ 55



Listello Foglie Beige (mix3)
6x20 JTS0337A LIST ● 19



Inserto Pop Beige (2pz)
20x20 JTS0311A 22 ▲ 49




Pavimento coordinato
Must gres
pag. 150

Cacao 20x20

jet set

mosaico

Micro mattoncino Prugna




20x20 JTS4104M 22 ■ 68

Macro mattoncino Prugna



20x20 JTS4102M 22 ■ 68

Micro Prugna



20x20 JTS4112T 22 ■ 68

Lilla



20x20 JTS14 22 ■ 54



Bacchetta Micro 12M Prugna
5x20 JTS4112M BAC ● 1-a



Bacchetta Macro 6M Prugna
10x20 JTS4106M BAC ● 1-b



Bacchetta Micro Prugna
1,5x20 JTS4112T BAC ● 1



Bacchetta Viola
2x20 ABS41A BAC ● 9



Bacchetta Micro 4M Prugna
1,5x20 JTS4104M BAC ● 1



Angolo Bacchetta Viola
H2 ABS41A BIC ▲ 66



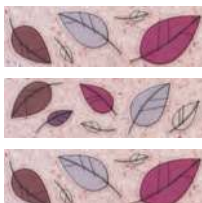
Pannello Tulip Prugna (2pz)
20x20 JTS4122A 22 ▲ 51



Stelo Tulip Prugna
20x20 JTS4125A 22 ● 32



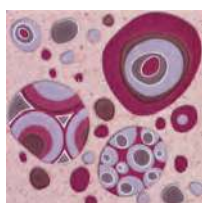
Inserto Foglie Prugna (2pz)
20x20 JTS4131A 22 ▲ 55



Listello Foglie Prugna (mix3)
6x20 JTS4137A LIST ● 19




Inserto Pop Prugna (2pz)
20x20 JTS4111A 22 ▲ 49



Pavimento coordinato
Must gres
pag. 150


Viola 20x20

Micro mattoncino
Turchese




20x20 JTS4904M 22 ■ 68

Macro mattoncino
Turchese




20x20 JTS4902M 22 ■ 68

Micro Turchese



20x20 JTS4912T 22 ■ 68

Azzurro



20x20 JTS07 22 ■ 54



Bacchetta Micro 12M Turchese
5x20 JTS4912M BAC ● 1-a



Bacchetta Macro 6M Turchese
10x20 JTS4906M BAC ● 1-b



Bacchetta Micro Turchese
1,5x20 JTS4912T BAC ● 1



Bacchetta Avio
2x20 ABS49A BAC ● 9



Bacchetta Micro 4M Turchese
1,5x20 JTS4904M BAC ● 1



Angolo Bacchetta Avio
H2 ABS49A BIC ▲ 66




Pannello Tulip Turchese (2pz)
20x20 JTS4922A 22 ▲ 51




Stelo Tulip Turchese
20x20 JTS4925A 22 ● 32




Inserto Foglie Turchese (2pz)
20x20 JTS4931A 22 ▲ 55



Listello Foglie Turchese (mix3)
6x20 JTS4937A LIST ● 19



Inserto Pop Turchese (2pz)
20x20 JTS4911A 22 ▲ 49



jet set
mosaico

Pavimento coordinato
Must gres
pag. 150

Avio 20x20



Schemi di posa


Laying ideas/Solutions de pose/Verlegungsmöglichkeiten

Caratteristiche tecniche


Technical datas/Caractéristiques techniques/Technische Eigenschaften

Condizioni di vendita

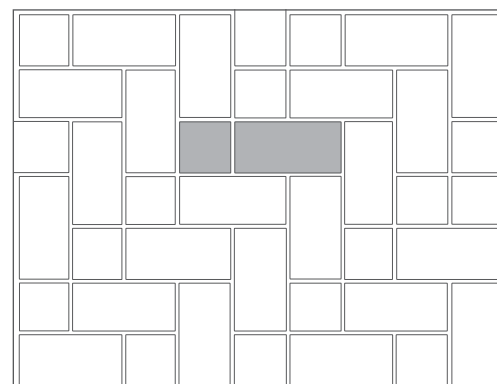
General sales conditions/Conditions generales de vente/Allgemeine verkaufsbedingungen



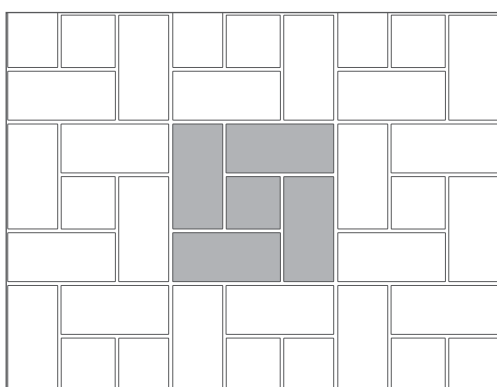
Composizione A/12
 20x20 (50%)
 20x40 (50%)



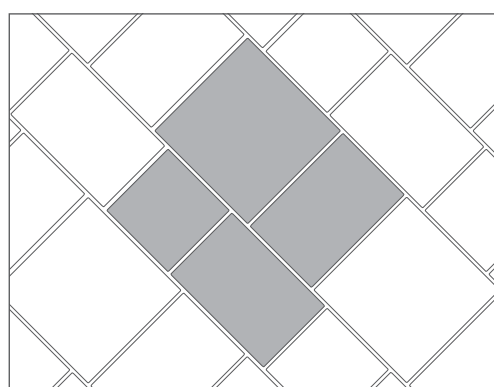
Composizione B/12
 20x20 (33,33%)
 20x40 (66,67%)




Composizione C/12
 20x20 (33,33%)
 20x40 (66,67%)




Composizione D/12
 20x20 (11,11%)
 20x40 (88,89%)




Composizione E/12
 50x50 (36,03%)
 33,3x50 (47,99%)
 33,3x33,3 (15,98%)



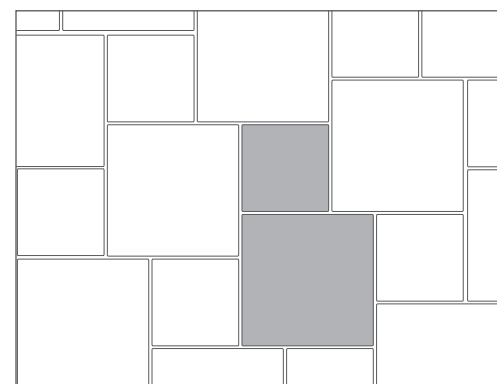
Composizione F/12
 50x50 (47,40%)
 33,3x50 (31,57%)
 33,3x33,3 (21,03%)



Composizione G/12
 50x50 (36,03%)
 33,3x50 (47,99%)
 33,3x33,3 (15,98%)



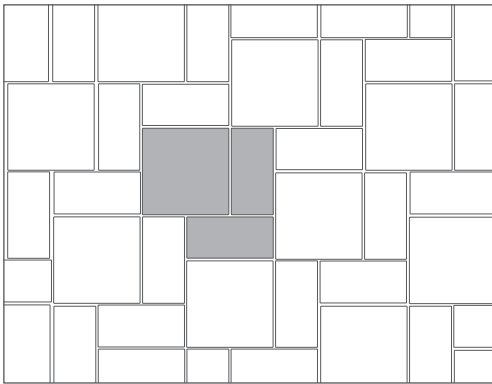
Composizione H/12
 50x50 (50,07%)
 33,3x33,3 (33,32%)
 16,6x33,3 (16,61%)



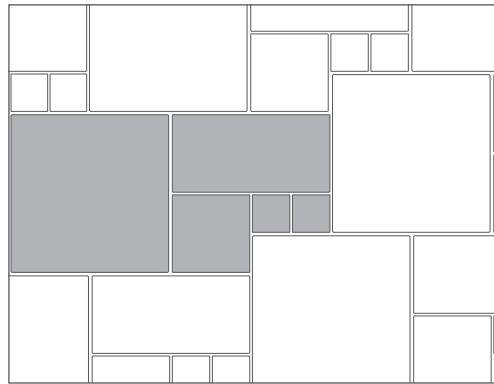
Composizione I/12
 50x50 (69,27%)
 33,3x33,3 (30,73%)

schemi di posa

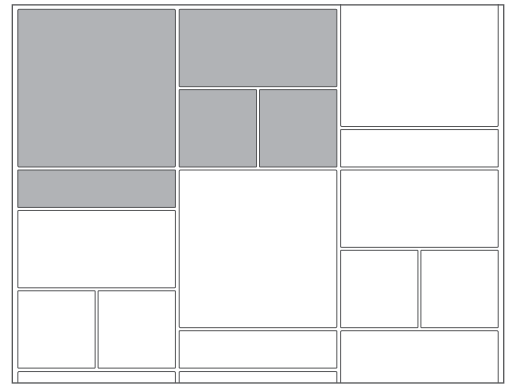
Laying ideas/Solutions de pose/Verlegungsmöglichkeiten




Composizione J/12
33,3x33,3 (50,07%)
16,6x33,3 (49,93%)



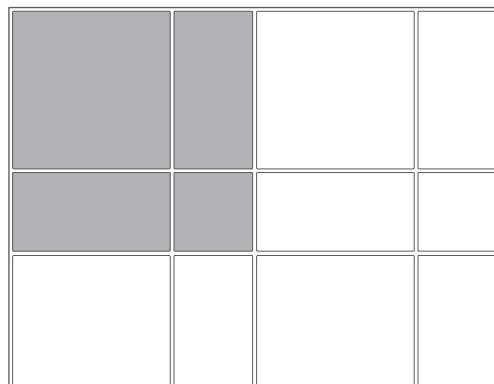
Composizione K/12
60x60 (53,33%)
30x60 (26,67%)
30x30 (13,33%)
15x15 (6,67%)




Composizione L/12
60x60 (44,45%)
30x60 (22,22%)
30x30 (22,22%)
15x60 (11,11%)



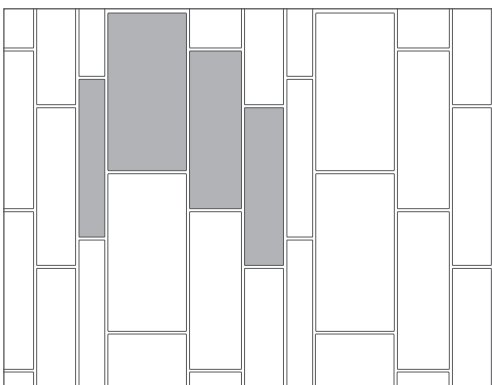
Composizione M/12
60x60 (57,14%)
30x60 (28,57%)
30x30 (14,29%)



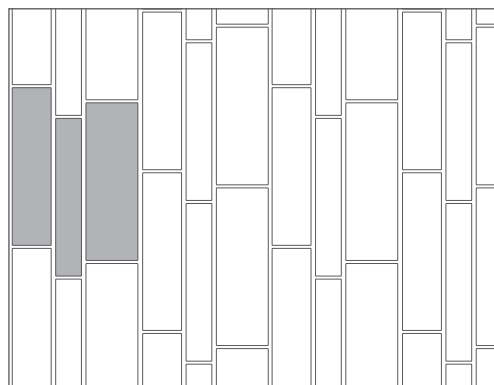
Composizione N/12
60x60 (44,45%)
30x60 (44,44%)
30x30 (11,11%)



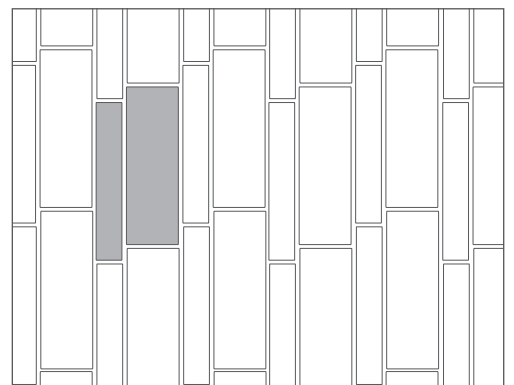
Composizione O/12
60x60 (57,14%)
30x60 (28,57%)
30x30 (14,29%)



Composizione P/12
30x60 (40,00%)
20x60 (26,67%)
15x60 (20,00%)
10x60 (13,33%)



Composizione Q/12
20x60 (44,45%)
15x60 (33,33%)
10x60 (22,22%)



Composizione R/12
20x60 (66,67%)
10x60 (33,33%)



Per informazioni relative ai dati tecnici sulla
marcatatura CE vedere il sito www.cedir.it

- Please refer to our web site www.cedir.it
for technical informations related to
CE labelling
- Pour tout renseignement sur l'avis
technique de la marque CE veuillez
consulter le site www.cedir.it
- Informationen bezüglich technischer
Daten zur Beschriftung CE entnehmen
Sie unserer Website www.cedir.it

caratteristiche tecniche

Technical features/Caractéristiques Techniques/Technische Eigenschaften

gres porcellanato colorato in massa decorato ISO 13006 UNI EN 14411 appendice G-Bla-GL

Decorated colored body Porcelain/Grès Cérame coloré pleine masse et décoré/Dekoriertes durchgefärbtes Feinsteinzeug

CARATTERISTICHE TECNICHE TECHNICAL DATAS CARACTERISTIQUES TECHNIQUES TECHNISCHE EIGENSCHAFTEN	NORMA STANDARD NORME NORM	VALORE PRESCRITTO REQUIRED VALUE VALEUR PRESCRITE VORGESCHRIEBENER WERT	VALORE CEDIR CEDIR VALUE VALEUR CEDIR WERT CEDIR
lunghezza e larghezza length and width longueur et largeur Länge und Breite	UNI EN 10545.2	± 0,75% ± 0,6%	± 0,75% ± 0,6%
spessore thickness épaisseur Stärke	UNI EN 10545.2	± 5%	± 5%
rettilineità degli spigoli straightness of sides rectilignité des arêtes Kantengeradheit	UNI EN 10545.2	± 0,5%	± 0,4%
ortogonalità wedging orthogonalité Rechtwinkligkeit	UNI EN 10545.2	± 0,6%	± 0,4%
planarità flatness planéité Ebenflächigkeit	UNI EN 10545.2	± 0,5%	± 0,25%
assorbimento d'acqua water absorption absorption d'eau Wasseraufnahme	UNI EN 10545.3	0,5%	≤ 0,15%
resistenza alla flessione bending strength résistance à la flexion Biegefestigkeit	UNI EN 10545.4	≥ 35 N/mm ²	≥ 40 N/mm ²
forza di rottura in N / breaking strength a) spessore ≥ 7.5 mm b) spessore < 7.5 mm	UNI EN 10545.4	a) 1300 min b) 700 min	a) ≥ 1300 min b) ≥ 700 min
resistenza al cavillo crazing resistance résistance au tressaillage Harrißbeständigkeit	UNI EN 10545.11	richiesta required demandée Erforderlich	garantita guaranteed garantie Garantiert
resistenza all'abrasione profonda resistance to deep abrasion résistance à l'abrasion profonde Tiefenverschleißbeständigkeit	UNI EN 10545.6	≤ 175 mm ³	indicata sul catalogo indicated in the catalogue indiquée dans le catalogue Im Prospekt angegeben
resistenza agli sbalzi termici thermal shock resistance résistance aux écarts de température Temperaturwechselbeständigkeit	UNI EN 10545.9	nessun campione deve presentare difetti visibili no sample must guaranteed show visible defects aucun échantillon ne doit présenter des défauts visibles Kein Exemplar soll sichtbare Schäden aufweisen	Nessuna alterazione No alteration Aucune altération Keine Veränderung
resistenza al gelo frost resistance résistance au gel Frostbeständigkeit	UNI EN 10545.12	nessun campione deve presentare rotture o alterazioni apprezzabili della superficie no sample must show guaranteed cracks in or considerable alteration of the surface les échantillons ne doivent pas présenter de ruptures ou d'altérations considérables de la surface Die Muster dürfen weder Bruch noch Schäden an der Oberfläche aufweisen	Nessuna alterazione No alteration Aucune altération Keine Veränderung
resistenza alle macchie stain resistance résistance aux taches Fleckenfestigkeit	UNI EN 10545.14	Classe 3 minimo	indicata sul catalogo indicated in the catalogue indiquée dans le catalogue Im Prospekt angegeben
resistenza ai prodotti chimici resistance to chemicals résistance aux produits chimiques Chemikalienfestigkeit	UNI EN 10545.13	GB minimo	indicata sul catalogo indicated in the catalogue indiquée dans le catalogue Im Prospekt angegeben
resistenza all'attacco acido e basico (escluso HF e suoi derivati) acid and alkali resistance (excluding HF and its derivatives) résistance aux acides et aux bases (sauf HF et dérivés) Widerstand gegen Säuren und Laugen (mit Ausnahme von HF und deren Verbindungen)	UNI EN 10545.13	indicata sul catalogo	indicata sul catalogo indicated in the catalogue indiquée dans le catalogue Im Prospekt angegeben

gres porcellanato smaltato ISO 13006 UNI EN 14411 appendice G-BIa-GL

Glazed Porcelain/Grès cérame émaillé/Glasiertes Feinsteinzeug

CARATTERISTICHE TECNICHE TECHNICAL DATAS CARACTERISTIQUES TECHNIQUES TECHNISCHE EIGENSCHAFTEN	NORMA STANDARD NORME NORM	VALORE PRESCRITTO REQUIRED VALUE VALEUR PRESCRITE VORGESCHRIEBENER WERT	VALORE CEDIR CEDIR VALUE VALEUR CEDIR WERT CEDIR
lunghezza e larghezza length and width longueur et largeur Länge und Breite	UNI EN 10545.2	± 0,75% ± 0,6%	± 0,75% ± 0,6%
spessore thickness épaisseur Stärke	UNI EN 10545.2	± 5%	± 5%
rettilinearità degli spigoli straightness of sides rectilignité des arêtes Kantengeradheit	UNI EN 10545.2	± 0,5%	± 0,4%
ortogonalità wedging orthogonalité Rechtwinkligkeit	UNI EN 10545.2	± 0,6%	± 0,4%
planarità flatness planéité Ebenflächigkeit	UNI EN 10545.2	± 0,5%	± 0,25%
assorbimento d'acqua water absorption absorption d'eau Wasseraufnahme	UNI EN 10545.3	≤ 0,5%	≤ 0,15%
resistenza alla flessione bending strength résistance à la flexion Biegefestigkeit	UNI EN 10545.4	≥ 35 N/mm ²	≥ 40 N/mm ²
forza di rottura in N / breaking strength a) spessore ≥ 7.5 mm b) spessore < 7.5 mm	UNI EN 10545.4	a) 1300 min b) 700 min	a) ≥ 1300 min b) ≥ 700 min
resistenza al cavillo crazing resistance résistance au tressailage Harrißbeständigkeit	UNI EN 10545.11	richiesta required demandée Erforderlich	garantita guaranteed garantie Garantiert
resistenza all'abrasione resistance to abrasion résistance à l'abrasion Abriebhärte	UNI EN 10545.7	secondo i dati del costruttore according to manufacturer's data selon les éléments du constructeur Laut Angaben des Herstellers	indicata sul catalogo indicated in the catalogue indiquée dans le catalogue Im Prospekt angegeben
resistenza agli sbalzi termici thermal shock resistance résistance aux écarts de température Temperaturwechselbeständigkeit	UNI EN 10545.9	nessun campione deve presentare difetti visibili no sample must guaranteed show visible defects aucun échantillon ne doit présenter des défauts visibles Kein Exemplar soll sichtbare Schäden aufweisen	Nessuna alterazione No alteration Aucune altération Keine Veränderung
resistenza al gelo frost resistance résistance au gel Frostbeständigkeit	UNI EN 10545.12	nessun campione deve presentare rotture o alterazioni apprezzabili della superficie no sample must show guaranteed cracks in or considerable alteration of the surface les échantillons ne doivent pas présenter de ruptures ou d'altérations considérables de la surface Die Muster dürfen weder Bruch noch Schäden an der Oberfläche aufweisen	Nessuna alterazione No alteration Aucune altération Keine Veränderung
resistenza alle macchie stain resistance résistance aux taches Fleckenfestigkeit	UNI EN 10545.14	Classe 3 minimo	indicata sul catalogo indicated in the catalogue indiquée dans le catalogue Im Prospekt angegeben
resistenza ai prodotti chimici resistance to chemicals résistance aux produits chimiques Chemikalienfestigkeit	UNI EN 10545.13	GB minimo	indicata sul catalogo indicated in the catalogue indiquée dans le catalogue Im Prospekt angegeben
resistenza all'attacco acido e basico (escluso HF e suoi derivati) acid and alkali resistance (excluding HF and its derivatives) résistance aux acides et aux bases (sauf HF et dérivés) Widerstand gegen Säuren und Laugen (mit Ausnahme von HF und deren Verbindungen)	UNI EN 10545.13	indicata sul catalogo	indicata sul catalogo indicated in the catalogue indiquée dans le catalogue Im Prospekt angegeben

caratteristiche tecniche

Technical features/Caractéristiques Techniques/Technische Eigenschaften

monocottura da rivestimento

Single fired Wall tiles/Monocuisson pour revêtement mural/Einbrand Wandfliesen

bicottura in pasta bianca da rivestimento

Double fired white body wall tiles/Bicuisson en pâte blanche pour revêtement/weißscherbige Wandfliesen

ISO 13006 UNI EN 14411 appendice L-BIII-GL

CARATTERISTICHE TECNICHE TECHNICAL DATAS CARACTERISTIQUES TECHNIQUES TECHNISCHE EIGENSCHAFTEN	NORMA STANDARD NORME NORM		VALORE PRESCRITTO REQUIRED VALUE VALEUR PRESCRITE VORGESCHRIEBENER WERT	VALORE CEDIR CEDIR VALUE VALEUR CEDIR WERT CEDIR
lunghezza e larghezza length and width longueur et largeur Länge und Breite	UNI EN 10545.2		± 0,3%	± 0,3%
spessore thickness épaisseur Stärke	UNI EN 10545.2		± 10%	± 10%
ortogonalità wedging orthogonalité Rechtwinkligkeit	UNI EN 10545.2		± 0,3%	± 0,3%
planarità flatness planéité Ebenflächigkeit	UNI EN 10545.2		+ 0,8 mm/ - 0,2mm	+ 0,8 mm/ - 0,2mm
assorbimento d'acqua water absorption absorption d'eau Wasseraufnahme	UNI EN 10545.3		media > 10%	media > 10%
resistenza alla flessione bending strength résistance à la flexion Biegefestigkeit	UNI EN 10545.4	spessore > 7,5mm spessore < 7,5mm	> 15 N/mm ³ > 12 N/mm ³	> 15 N/mm ³ > 12 N/mm ³
forza di rottura in N breaking strength chargement de rupture Bruchlast	UNI EN 10545.4	spessore > 7,5mm spessore < 7,5mm	a) 600 min b) 200 min	a) 600 min b) 200 min
resistenza al cavillo crazing resistance résistance au tressillage Harrißbeständigkeit	UNI EN 10545.11		richiesta required demandée Erforderlich	garantita guaranteed garantie Garantiert
resistenza alle macchie stain resistance résistance aux taches Fleckenfestigkeit	UNI EN 10545.14		Classe 3 minimo	indicata sul catalogo indicated in the catalogue indiquée dans le catalogue Im Prospekt angegeben
resistenza ai prodotti chimici resistance to chemicals résistance aux produits chimiques Chemikalienfestigkeit	UNI EN 10545.13		GB minimo	indicata sul catalogo indicated in the catalogue indiquée dans le catalogue Im Prospekt angegeben

condizioni generali di vendita

- 1• Ordinazione** - Le commissioni, eventuali varianti, esazioni, trattative, abbuoni transazioni, ecc. fatte da agenti o intermediari non sono valide senza nostra conferma scritta.
- 2• Trasporto** - Il materiale viaggia per conto e rischio del compratore anche se per sua comodità avessimo procurato il mezzo di trasporto ed anticipate le spese. Non rispondiamo di eventuali rotture, manomissioni, deterioramenti anche se per asserito difetto di caricamento o d'imballo. Ogni reclamo contro il vettore dovrà essere fatto dal compratore a nome e per conto suo.
- 3• a) Consegna** - Le date di consegna riportate dalle ns. conferme d'ordine debbono intendersi come indicazioni approssimative. In caso di ritardo oltre i 30 giorni, sarà facoltà del cliente annullare l'ordine, a mezzo raccomandata, senza alcun diritto al risarcimento danni, per qualsivoglia motivo. L'annullamento dell'ordine perderà ogni sua efficacia se ci perverrà 8 giorni dopo l'invio di una ns. raccomandata comunicante la spedizione della merce per il decimo - dodicesimo giorno della raccomandata stessa. Il committente è tenuto a ritirare la merce o dare disposizioni per la sua spedizione, entro 10 giorni dal ns. avviso di approntamento. Mancando a ciò o essendo venuta una sospensione dei trasporti, sarà ns. facoltà o di ritenere annullato l'ordine o di porre la merce a disposizione del committente emettendo fattura ed esigendone il pagamento come convenuto. In tal caso, sarà pure ns. diritto di addebitare le spese di magazzino qualora la sosta superi i 30 gg. **b) Forza Maggiore** - La deficienza dei mezzi di trasporto, di energia, di combustione e di materie prime occorrenti alla produzione ed ogni altro caso di forza maggiore, ivi compresi scioperi o serrate, ci autorizzano a protrarre le consegne a tempo indeterminato.
- 4• Modifiche prezzo** - In caso di sensibili variazioni nel costo della manodopera, dei combustibili, del materiale, dei trasporti, per provvedimento di autorità o in caso di altri aggravii simili, fra la data di ordinazione e quella di consegna del materiale, il prezzo convenuto potrà essere da noi variato. Indipendentemente da ciò, quando fra la data di accettazione dell'ordine e quella da noi fissata per la consegna incorrono più di 120 gg., i prezzi in vigore al momento dell'ordine potranno essere variati. In tal caso, sarà facoltà del committente annullare l'ordine e rinunciare alla merce, purché ne dia avviso - a mezzo raccomandata - entro 8 gg. Dalla ns. comunicazione del nuovo prezzo. In caso di mancata risposta a tale modifica nel termine suddetto, si intenderà accettato il nuovo prezzo.
- 5• a) Qualità della merce** - Le misure, le proporzioni di scelta, le tinte ed i pesi unitari ancorché campionati o segnati sui cataloghi, listini, offerte, preventivi si intendono sempre a titolo indicativo e con le tolleranze d'uso. I ns. materiali sono venduti senza garanzia e responsabilità circa il loro impiego. Non potremo, in ogni caso, ritirare il materiale che sia posato o che comunque risulti deteriorato nella sua qualità o nell'imballaggio. Di essi, viene garantita la conformità ai valori di riferimento riportati sui cataloghi. **b) Reclami** - Non si prendono in considerazione reclami se non fatti direttamente a noi tramite comunicazione scritta, trascorsi 8 gg. dall'arrivo della merce a destino. Decorso tale termine, il reclamo non potrà essere accettato. Il compratore che abbia avanzato reclamo in tempo utile, dovrà tenere ferma a nostra disposizione per ogni controllo tutta la partita del materiale e, ove siano accertati vizi o difetti di qualità, egli avrà diritto alla sola sostituzione dei materiali difettosi, con esclusione di qualsiasi risarcimento danni. La garanzia del materiale si intende limitata alla prima scelta con una tolleranza del 5% e con formale esclusione del materiale di seconda o terza scelta o di stock. Non si prendono in considerazione reclami di materiale già posto in opera. La nostra responsabilità in nessun caso si intende all'uso a cui il compratore intende destinare il prodotto. Dietro ns. previa autorizzazione, possiamo esclusivamente accettare la restituzione della merce.
- 6• Pagamento** - **a) Luogo di pagamento** - Il luogo di pagamento delle fatture è il nostro domicilio di Castelbolognese. Le tratte e le cambiali create in residenze diverse o come tali vengono presentate per il pagamento in diverso domicilio e così pure il contratto stipulato e perfezionato al domicilio del Cliente, non modificheranno il luogo del pagamento, che resta sempre fissato in Castelbolognese. **b) Tratte** - Se il pagamento è convenuto con effetti, il debitore dovrà provvedere al regolamento entro 10 gg. dal ricevimento della fattura; in mancanza, ci riterremo autorizzati a spiccare tratta per le scadenze fissate. **c) Ritardo pagamenti** - Scaduto il termine convenuto di pagamento, decorrerà senza altro avviso l'interesse commerciale applicato dagli istituti bancari e questo senza pregiudizio di qualsiasi nostra azione per ottenere l'immediato pagamento, compresa l'emissione di tratta con spese senz'altro avviso, oltre al risarcimento dei danni. Resta inoltre in ns. facoltà sospendere a tempo indeterminato l'esecuzione totale o parziale di tutti i contratti in corso, stipulati anteriormente o posteriormente al contratto per il quale si verifica l'inadempienza alle condizioni di pagamento convenute, oppure ritenere annullati i contratti stessi. I pagamenti sono validi solo se effettuati direttamente a Cedit, restando espressamente esclusa ogni diversa forma di pagamento a chiunque e per qualsiasi titolo effettuata. Potranno essere convenute modalità di pagamento particolari, che dovranno essere oggetto di espressa accettazione da parte di Cedit. Le scadenze previste per il pagamento si intendono perentorie, con facoltà di Cedit di accordare eventuali rinnovi delle scadenze di pagamento pattuite e dilazioni che dovranno essere convenute per iscritto. Il pagamento - effettuato mediante impiego di titoli di credito (assegni bancari, cambiali tratte, pagherò, ecc.) o mediante cessioni - accettato espressamente da Cedit - salvo buon fine - anche se eseguito nelle mani dell'Agente di zona, non libera il Cliente in tutti i casi in cui Cedit non consegue materialmente ed integralmente il possesso delle somme dovute. Pertanto, a mero titolo esemplificativo, si precisa che l'eventuale insolvenza dei crediti ceduti, i rischi di perimento, sottrazione, distruzione, appropriazione indebita di denaro o titoli da parte di terzi, ecc. - anche in caso di trasporto o spedizione - sono interamente a carico del Cliente, che sarà liberato nei confronti di Cedit solo in caso di esecuzione del pagamento presso la propria sede di Castelbolognese (RA).
- 7• Riserva di proprietà** - A norma dell'art. 1523 C.C., ci riserviamo la proprietà del materiale compravenduto fino ad integrale pagamento del prezzo. Tale clausola si intende tacitamente accettata dal Cliente, qualora non ci pervenga avviso contrario per iscritto.
- 8• Solve et repete** - Nessuna controversia o contestazione può essere avanzata, se non si è provveduto a pagare tutto quanto dovuto a quel giorno.
- 9• Competenza giudiziaria** - Per ogni eventuale controversia, viene stabilita ed accettata la competenza dell'autorità giudiziaria di Ravenna, ove le parti eleggono domicilio, ad ogni effetto, con espressa rinuncia del committente all'esecuzione di prove orali fuori Ravenna.
- 10• Validità** - Le suddette condizioni formano parte integrante di ogni ns. contratto di vendita. Accettate dal committente per la prima fornitura, esse valgono altresì per tutte le successive, anche se non espressamente richiamate.

CEDiR Ceramiche di Romagna S.p.A. - CONDIZIONI PARTICOLARI DI VENDITA

- 1• Listino** - I prezzi di listino sono espressi in €uro e si intendono al netto di I.V.A. Ordini di 1^a scelta in quantità inferiori alla paletta: le palette non complete di fondi e le quantità inferiori alla scatola di decori e/o pezzi speciali verranno fatturati secondo il listino "spalletizzato". 2^a e 3^a scelta: vendute solamente a palette intere, secondo disponibilità.
- 2• Descrizione simboli** - ■ Prezzo al mq ● Prezzo al pezzo ● Prezzo al pezzo, vendita a scatola completa ▲ Prezzo a composizione, vendita a scatola completa ▲ Prezzo a composizione
- 3• Resa** - F.co nostri stabilimenti. E' prevista una partecipazione alle spese di trasporto per merce resa F.co Sassuolo, calcolata nel seguente modo:
a) spedizioni fino a q.li 1 tariffa forfetaria fissa di € 6,20. **b)** spedizioni da q.li 1 a q.li 11 addebito di €1,50 al quintale.
c) spedizioni superiori a q.li 11 addebito di € 0,31 al quintale.
- 4• Pagamento** - da convenirsi. Le forniture inferiori a € 1000,00 dovranno essere pagate in una unica soluzione.
- 5• Minima quantità** - per le spedizioni di ordini con valore merce inferiore a € 103,29 (completamenti o evasioni singole) sarà applicato un contributo fisso di € 10,33 per singola evasione.
- 6• Jolly** - Forniti solo su richiesta. Per i rivestimenti in 1^a scelta il 5% sarà gratuito. Oltre il 5% verrà applicata una maggiorazione di € 0,21 al pezzo. Per le sottoscelte - 2^a e 3^a scelta - verrà applicata una maggiorazione di € 0,21 al pezzo.
- 7• Pezzi speciali** - Battiscopa e bullnose saranno venduti solo a scatole complete. Per le serie o i colori per i quali non è indicato uno specifico battiscopa o bullnose, è possibile richiedere agli Uffici Commerciali un abbinamento.
- 8• Validità** - Il presente listino annulla e sostituisce tutti i precedenti. La validità del listino è subordinata alle variazioni dei costi. Eventuali aumenti che dovessero intervenire sino al momento della consegna saranno comunicati al committente che potrà annullare l'ordine.

general sales conditions

- 1• **Ordering** – Commissions, any variants, collections, negotiations or transaction reductions etc. carried out by agents or intermediaries are not valid without our written confirmation.
- 2• **Transport** – The material is transported on the buyer's behalf and at his risk even though, for his convenience, we have procured the means of transport and paid the cost in advance. We are not responsible for any breakages, tampering or deterioration even if due to alleged loading or packing errors. Any claim against the carrier must be made by the buyer in his own name and on his own behalf.
- 3• **a) Delivery** – The delivery dates shown on our order confirmations should be understood as approximate. In the case of delay exceeding 30 days the customer has the faculty of cancelling the order by registered mail but with no right to claim damages for any reason whatsoever. Cancellation of the order shall lose effect if it arrives 8 days after our sending a registered letter communicating shipment of the goods for the tenth – twelfth day from the registered letter itself. The customer must collect the goods or provide for shipment within 10 days of our notice that they are ready. If this does not occur or if transport has been suspended we shall have the faculty to either consider the order cancelled or to put the goods at the customer's disposal, issuing an invoice and requesting payment as agreed. In this case we shall also have the right to charge warehousing costs should the goods remain in the warehouse for more than 30 days. **b) Force Majeure** – Unavailability of means of transport, energy, fuel or the raw materials necessary for production, as well as any other case of force majeure, including strikes or lockouts, shall authorise us to protract delivery times indefinitely.
- 4• **Price modification** – In the case of significant variations in the cost of labour, fuel, materials or transport as a result of measures by the authorities, or in the case of similar increases between ordering date and delivery date of the material, the agreed price may be varied by us. Independently of this, when more than 120 days pass between order acceptance date and delivery date, the prices in force at the time of ordering may be varied. In this case the customer may cancel the order and refuse the goods as long as he gives notice thereof by registered mail within 8 days of our communication regarding the new price. If there is no reply to the modification in the above time the new price will be understood as accepted.
- 5• **a) Quality of goods** – The measurements, selected proportions, colours and unitary weights, even if they are samples or listed in the catalogue, price lists, offers or estimates are to be understood as indicative and with working tolerances. Our materials are sold without guarantee or responsibility concerning how they are employed. In no case can we take back material that is laid or that has deteriorated in quality or packing. With regard to these materials, conformity with the reference values in the catalogues is guaranteed. **b) Complaints** – No complaint is considered if it is not sent directly to us in writing within 8 days of arrival of the materials at their destination. After this deadline the complaint cannot be accepted. The buyer who has sent a complaint in good time must keep the entire batch of material at our disposal for all checks. If there are faults or quality defects the buyer shall have the right solely to replacement of defective materials with no payment for damages. The materials guarantee is limited to first choice with a tolerance of 5% and with a formal exclusion of second or third choice material or stock. Claims with regard to material already laid are not taken into consideration. Our responsibility is in no case understood as relating to the use to which the buyer intends to put the product. Following our prior authorisation we can only accept return of the goods.
- 6• **Payment – a) Place of payment** – The place of invoice payment is our registered office in Castelbolognese. Bills of exchange and drafts created in other residences or presented as such for payment in another domicile, as also with regard to the contract signed and concluded at the Customer's domicile, shall not change the place of payment which remains Castelbolognese. **b) Bills of Exchange** – If payment is agreed with effects, the debtor must provide for payment within 10 days of invoice receipt. Otherwise we shall be authorised to draw a bill for the fixed deadlines. **c) Delayed Payments** – The payment date having expired, without further notice the interest charged by the banks shall take effect, with no prejudice whatsoever to our actions to obtain immediate payment, including the issue of a bill of exchange with costs and without further notice, over and above payment for damages. We further retain the right to suspend for an indefinite period the total or partial execution of all contracts under way, signed previous to or after the contract in which default has occurred with regard to the agreed conditions of payment, or to cancel the said contracts. Payments are valid only if paid directly to Cedir, any other payment under any circumstances whatsoever being excluded. Special methods of payment may be agreed upon but must be expressly accepted by Cedir. Payment deadlines are obligatory with Cedir having the faculty to agree on any renewals of agreed payment deadlines and payment by instalments which must be agreed upon in writing. Payment – by means of credit documents (cheques, bills of exchange, IOU's etc.) or by means of transfers – expressly accepted by Cedir – subject to collection – even if carried out by Area Agents, does not free the Customer in cases in which Cedir does not materially and fully receive the sums due. Therefore, solely by way of example, it is pointed out that any non-payment of credits extended, risks of loss, removal, destruction, undue appropriation of money or stock by third parties etc. – also in the case of transport or shipment – are fully the responsibility of the Customer who shall be freed with regard to Cedir only when payment has been effected at the latter's headquarters in Castelbolognese (RA).
- 7• **Property right** – In accordance with Art. 1523 Civil Code we reserve the property right to the sold-purchased material until full payment thereof has been effected. This clause is understood as being tacitly accepted by the Customer unless notice to the contrary is sent to us in writing.
- 8• **Solve et repete** – No controversy or contestation may be brought unless all payments due at that date have been met.
- 9• **Competent court** – For any controversies arising, the Court of Ravenna is established and accepted as the competent court, where the parties elect residence for the purpose, with the express renunciation of the customer to make verbal statements outside Ravenna.
- 10• **Validity** – The above conditions form an integral part of all our sales contracts. Accepted by the customer for the first supply they are also valid for all subsequent supplies even if not expressly referred to.

CEDiR Ceramiche di Romagna S.p.A. – SPECIAL SALES CONDITIONS

- 1• **Price list:** List prices are in €uros and are net of VAT. 1st choice orders in quantities less than a pallet: incomplete pallets and quantities less than one box of decorations and/or special pieces are invoiced according to the "non-palletised" price list. 2nd and 3rd choice: sold only in complete pallets, depending on availability.
- 2• **Symbols Description** – ■ Price per sqm ● Price per piece ● Price per piece to be sold by full boxes only
▲ Price per set to be sold by full boxes only ▲ Price per set
- 3• **Collection:** Free our works. A contribution to transport costs is envisaged for goods picked up free Sassuolo, calculated as follows:
a) shipments up to 1 quintal, fixed charge of € 6,20. **b)** shipments from 1 to 11 quintals, charge of € 1,50 per quintal.
c) shipments of more than 11 quintals, charge of € 0,31 per quintal.
- 4• **Payment:** to be agreed. Supplies of less than € 1000,00 must be paid in one payment.
- 5• **Minimum quantity:** for the shipment of orders with a goods value less than € 103,29 (completions or individual orders) a fixed contribution of € 10,33 will be applied for each individual order.
- 6• **Jolly:** Supplied only on request. For 1st choice coverings 5% will be free. Over 5% an increase of € 0,21 per piece will be applied. For the 2nd and 3rd choices an increase of € 0,21 per piece will be applied.
- 7• **Special pieces:** Skirting and bullnose will be sold only in complete boxes. For series and colours for which a specific skirting or bullnose is not indicated, a matching may be requested from the Business Offices.
- 8• **Validity:** This price list cancels and replaces all preceding ones. Validity of the price list depends on cost variations. Any increases occurring up to the moment of delivery shall be communicated to the customer who may then cancel the order.

conditions generales de vente

- 1• Commande** – Les commandes, les variantes éventuelles, les recouvrements, les négociations, les réductions, les transactions, etc. faites par les agents ou les intermédiaires ne sont pas valables sans notre confirmation écrite.
- 2• Transport** – Le matériau voyage pour le compte et aux risques et périls de l'acheteur même si pour plus de commodité nous procurons le moyen de transport et nous anticipons les frais. Nous ne répondons pas d'éventuelles ruptures, violations et/ou détériorations même en cas d'affirmation de défaut de chargement ou d'emballage. Toute réclamation contre le transporteur devra être faite par l'acheteur à son nom et pour son propre compte.
- 3• a) Livraison** – Les dates de livraison indiquées dans nos confirmations de commande doivent être considérées comme indicatives. En cas de retard de plus de 30 jours, le client aura le droit d'annuler la commande, par lettre recommandée, sans pour autant jouir d'un droit de dédommagement, quel que soit le motif avancé. L'annulation de la commande perdra toute efficacité si elle nous parvient 8 jours après que nous avons envoyé une lettre recommandée communiquant l'expédition de la marchandise pour le dixième – douzième jour de la recommandée. Le commettant doit retirer la marchandise ou donner des dispositions pour son expédition, dans les 10 jours à compter de notre avis de préparation. Dans le cas contraire, ou en cas de suspension des transports, nous aurons le droit ou de considérer la commande comme annulée, ou de mettre la marchandise à la disposition du commettant en émettant une facture et en exigeant le paiement comme convenu. Dans ce cas, nous aurons également le droit de débiter les frais de magasin si le stationnement dépasse 30 jours. **b) Force Majeure** – Le manque de moyens de transport, d'énergie, de combustion et de matières premières servant à la production et tout autre cas de force majeure, y compris les grèves ou les lock-out, nous autorisent à prolonger les délais de livraison pour une durée indéterminée.
- 4• Modifications du prix** – En cas de variations sensibles du coût de la main d'œuvre, des combustibles, du matériau, des transports, à la suite de mesures prises par les autorités en cas d'autres aggravations similaires, entre la date de la commande et celle de la livraison du matériau, nous pourrions faire subir des variations au prix convenu. Indépendamment de cela, quand plus de 120 jours s'écoulent entre la date d'acceptation de la commande et celle que nous fixons pour la livraison, les prix en vigueur au moment de la commande pourront être modifiés. Dans ce cas, le commettant pourra annuler la commande et renoncer à la marchandise, à condition de le communiquer – par lettre recommandée – dans les 8 jours à compter de notre communication du nouveau prix. En cas d'absence de réponse à cette modification dans les délais mentionnés ci-dessus, le nouveau prix sera considéré comme accepté.
- 5• a) Qualité de la marchandise** – Les mesures, les proportions de choix, les teintes et les poids unitaires même sur échantillons ou indiqués sur les catalogues, listes, offres, devis, sont toujours considérés comme donnés à titre indicatif et avec les tolérances d'usage. Nos matériaux sont vendus sans garantie ni responsabilité quant à leur utilisation. Nous ne pourrions en aucun cas retirer le matériau déjà posé ou qui de toute façon a été détérioré au niveau de sa qualité ou de son emballage. Nous garantissons cependant la conformité aux valeurs de référence figurant sur les catalogues. **b) Reclamations** – Nous ne prenons pas en considération les réclamations qui ne nous seraient pas faites directement et par l'intermédiaire de communication écrite, 8 jours après l'arrivée de la marchandise à destination. Passé ce délai, la réclamation ne pourra pas être acceptée. L'acheteur qui aura avancé la réclamation en temps utile, devra garder à notre disposition pour tout contrôle le lot entier de matériau et, là où des vices ou des défauts de qualité auront été constatés, il ne pourra prétendre qu'à la substitution des matériaux défectueux, exception faite de tout dédommagement. La garantie du matériau est considérée comme limitée au premier choix avec une tolérance de 5 % et avec exclusion formelle du matériau de deuxième ou de troisième choix ou de stock. Nous ne prendrons pas en considération les réclamations concernant le matériau déjà posé. Notre responsabilité n'est pas engagée en ce qui concerne l'utilisation à laquelle l'acheteur entend destiner le produit. Si nous en donnons l'autorisation, nous ne pouvons qu'accepter la restitution de la marchandise.
- 6• Paiement – a) Lieu de Paiement** – Le lieu de paiement des factures est notre domicile de Castelbolognese. Les traites et les effets émis à des résidences différentes, présentés pour le paiement dans un domicile différent, tout comme le contrat stipulé et réalisé au domicile du Client, ne modifieront pas le lieu du paiement qui reste à effectuer à Castelbolognese. **b) Traités** – Si le paiement est convenu par effets, le débiteur devra régler la somme due dans les 10 jours à compter de la réception de la facture ; dans le cas contraire, nous nous estimerons autorisés à émettre une traite pour les échéances fixées. **c) Retard de paiement** – Une fois le délai de paiement échu, l'intérêt commercial appliqué habituellement par les établissements bancaires courront sans autre préavis et sans préjudice de nos actions quelles qu'elles soient pour obtenir le paiement immédiat, y compris l'émission de traite avec frais sans autre avis, et indemnisation pour dommages subis. Nous avons en outre le droit de suspendre, pour une durée indéterminée, l'exécution totale ou partielle de tous les contrats en cours, stipulés avant ou après le contrat pour lequel il y a inaccomplissement aux conditions de paiement convenues, ou bien de juger comme annulés les contrats en question. Les paiements ne sont valables que s'ils sont effectués directement à Cedit, toute autre forme de paiement restant exclue à quiconque et effectuée à tout autre titre. Des modalités de paiement particulières pourront être convenues ; ces dernières devront faire l'objet d'acceptation expresse de la part de Cedit. Les échéances prévues pour le paiement sont de rigueur, Cedit jouissant du droit d'accorder d'éventuels renouvellements des échéances de paiement établies, et de délais qui devront être convenus par écrit. Le paiement – effectué au moyen de titres de crédit (chèques bancaires, traites, billets à ordre, etc.) ou par cessions – expressément accepté par Cedit – sauf bonne fin – même s'il est exécuté aux mains de l'Agent local, ne libère pas le Client dans tous les cas où Cedit n'entre pas matériellement et intégralement en possession des sommes dues. Partant, à simple titre d'exemple, on précise que l'éventuelle insolvabilité des crédits cédés, les risques de déchéance, détournement, destruction, détournement de fonds ou de titres de la part de tiers, etc. – même en cas de transport ou d'expédition – sont entièrement à la charge du Client, qui ne sera libéré vis-à-vis de Cedit qu'en cas d'exécution du paiement auprès de son siège de Castelbolognese (Ravenne).
- 7• Vente avec réserve de propriété** – Aux termes de l'article n°1523 du Code Civil, nous nous réservons la propriété du matériau acheté et vendu tant que le paiement du prix n'aura pas été effectué intégralement. Cette clause est tacitement acceptée par le Client, si aucun avis contraire ne nous parvient par écrit.
- 8• Solve et repete** – Aucune controverse ou contestation ne peut être avancée, si le paiement des sommes dues n'a pas été effectué à ce jour.
- 9• Compétence judiciaire** – Pour toute controverse éventuelle, la compétence de l'autorité judiciaire de Ravenne est établie et acceptée. Les parties y élisent domicile à tous les effets, avec renonciation expresse du commettant à l'exécution de preuves orales hors les murs de Ravenne.
- 10• Validité** – Les conditions mentionnées ci-dessus font partie intégrante de tous nos contrats de vente. Acceptées par le commettant pour la première fourniture, elles sont aussi valables pour les suivantes, mêmes sans les rappeler expressément à chaque stipulation.

CEDiR Ceramiche di Romagna S.p.A. – CONDITIONS PARTICULIERES DE VENTE

- 1• Catalogue de prix** : les prix de catalogue sont exprimés en Euros et sont net de T.V.A.. Commandes de 1er choix en quantité inférieure à une palette : les palettes sans fonds et les quantités inférieures à une boîte de décors et/ou pièces spéciales seront facturées suivant le catalogue des prix des pièces "dépalettisées". 2e et 3e choix vendues seulement par palettes entières, selon la disponibilité.
- 2• Description des Symboles** - ■ Prix au mètre carré ● Prix à la pièce ○ Prix à la pièce, vente à la boîte complète
▲ Prix à la composition, vente à la boîte complète ▲ Prix à la composition
- 3• Livraison** : franco départ nos usines. Une participation aux frais de transport est prévue pour de la marchandise livrée franco départ Sassuolo, calculée de la manière suivante : **a)** expéditions jusqu'à 1 q, tarif forfaitaire fixe de € 6,20. **b)** expéditions entre 1 q et 11 q, débit de € 1,50 le quintal. **c)** expéditions supérieures à 11 q, débit de € 0,31 le quintal.
- 4• Paiement** : à établir. Les fournitures inférieures à € 1000,00 devront être payées en une seule fois.
- 5• Quantité minimum** : pour les expéditions de commandes ayant une valeur de marchandise inférieure à € 103,29 (compléments ou exécution de petites quantités) une contribution fixe de € 10,33 pour chaque exécution sera requise.
- 6• Joker** : fournis seulement à la demande. Pour les revêtements en 1er choix, 5 % sera gratuit. Au-delà de 5 %, une majoration de € 0,21 la pièce sera appliquée. Pour les produits de 2e et 3e choix, une majoration de € 0,21 la pièce sera appliquée.
- 7• Pièces spéciales** : les plinthes et les pièces à bord arrondi ne seront vendues que par boîtes complètes. Pour les séries ou les couleurs pour lesquelles une plinthe ou une pièce à bord arrondi n'est pas spécifiquement prévue, il est possible de demander aux Bureaux Commerciaux de suggérer des pièces à assortir.
- 8• Validité** : ce catalogue annule et remplace tous les précédents. La validité du catalogue dépend des variations des coûts. Toute augmentation éventuelle devant se vérifier d'ici à la livraison, sera communiqué au commettant qui pourra annuler la commande.

allgemeine Verkaufsbedingungen

- 1• Bestellung** – Alle von Vertretern oder Vermittlern eingeholten Aufträge, eventuelle Varianten, Eintreibungen, Verhandlungen, Gutschriften, Transaktionen usw. sind ohne unsere schriftliche Bestätigung nicht gültig.
- 2• Transport** – Das Material reist auf Risiko und Gefahr des Käufers, auch wenn wir, um ihm entgegenzukommen, das Transportfahrzeug besorgt und die Kosten vorgestreckt haben. Wir kommen nicht für eventuelle Brüche, Manipulationen und Beschädigungen auf, auch wenn das Material angeblich falsch geladen oder verpackt war. Alle Reklamationen gegen den Frachtführer müssen vom Käufer auf eigenen Namen und Rechnung vorgebracht werden.
- 3• a) Lieferung** – Das auf unserer Auftragsbestätigung angegebene Lieferdatum ist als ungefähre Angabe zu verstehen. Bei einer Verzögerung von mehr als 30 Tagen ist der Kunde berechtigt, den Auftrag per Einschreiben und ohne jeden Schadenersatzanspruch aus irgendwelchen Gründen zu stornieren. Die Stornierung des Auftrags wird wirkungslos, wenn sie innerhalb von 8 Tagen nach Absendung eines Einschreibens von uns mit der Mitteilung über die Lieferung der Ware für den zehnten - zwölften Tag nach dem Einschreiben bei uns eingeht. Der Auftraggeber ist gehalten, innerhalb von 10 Tagen nach unserer Bereitstellungsmittlung die Ware abzuholen oder Verfügungen über ihren Versand zu treffen. Wenn er das nicht tut oder wenn eine Unterbrechung der Transporte eingetreten ist, sind wir berechtigt, entweder den Auftrag als storniert zu betrachten oder die Ware dem Auftraggeber zur Verfügung zu stellen, die Rechnung zu stellen und die vereinbarte Bezahlung zu fordern. In diesem Fall sind wir auch berechtigt, die Lagerkosten zu berechnen, wenn die Ware mehr als 30 Tage im Lager bleibt. **b) Höhere Gewalt** – Das Fehlen von Transportmitteln, Energie, für die Produktion benötigtem Brennstoff und Rohstoffen sowie alle anderen Fälle von höherer Gewalt, einschließlich Streiks oder Aussperrungen, berechtigen uns, die Lieferungen auf unbestimmte Zeit zu verschieben.
- 4• Preisänderungen** – Wenn sich zwischen dem Bestelldatum und dem Lieferdatum des Materials die Kosten für Arbeitskraft, Brennstoffe, Material, Transporte durch behördliche Verfügungen oder durch andere, ähnliche Erschwernisse spürbar verändern, kann der vereinbarte Preis von uns geändert werden. Unabhängig davon können die zum Zeitpunkt der Auftragserteilung gültigen Preise geändert werden, wenn zwischen dem Datum der Auftragsbestätigung und dem von uns festgelegten Lieferdatum mehr als 120 Tage liegen. In diesem Fall ist der Auftraggeber berechtigt, den Auftrag zu stornieren und auf die Ware zu verzichten, wenn er uns dies innerhalb von 8 Tagen ab Mitteilung des neuen Preises per Einschreiben ankündigt. Falls er nicht innerhalb der genannten Frist auf die Preisänderung antwortet, gilt der neue Preis als akzeptiert.
- 5• a) Qualität der Ware** – Maße, Proportionen, Färbungen und Einzelgewichte, auch wenn sie bemustert oder in den Katalogen angezeigt sind, Preislisten, Angebote und Kostenvoranschläge gelten immer als unverbindlich und mit den üblichen Toleranzen. Unsere Materialien werden ohne Garantie und Haftung für ihre Verwendung verkauft. Jedenfalls können wir kein verlegtes Material zurücknehmen, auch kein Material, das an seiner Qualität oder an der Verpackung Schaden gelitten hat. Garantiert wird die Konformität der Materialien mit den in den Katalogen aufgeführten Richtwerten. **b) Reklamationen** – Es werden keine Reklamationen berücksichtigt, die nicht per schriftlicher Mitteilung innerhalb von 8 Tagen nach Eintreffen der Ware am Bestimmungsort direkt an uns gerichtet werden. Nach Ablauf dieser Frist kann die Reklamation nicht angenommen werden. Der Käufer, der fristgerecht die Reklamation eingereicht hat, muss die gesamte Materialpartie für Kontrollen durch uns zur Verfügung halten, und wenn Qualitätsmängel oder Fehler festgestellt werden, hat er nur das Recht auf Ersatz für das fehlerhafte Material, nicht auf Schadenersatz irgendwelcher Art. Die Garantie auf das Material versteht sich als auf die erste Wahl beschränkt, mit einer Toleranz von 5% und unter förmlichem Ausschluss des Materials zweiter und dritter Wahl oder des Lagermaterials. Reklamationen über bereits verlegte Materialien werden nicht berücksichtigt. Unsere Haftung versteht sich in keinem Fall für die Verwendung, die der Käufer für das Produkt vorgesehen hat. In Ausnahmefällen können wir nach vorheriger Genehmigung die Rückgabe der Ware akzeptieren.
- 6• Bezahlung – a) Zahlungsort** – Zahlungsort der Rechnungen ist unser Sitz in Castelbolognese. Tratten und Wechsel, die an anderen Orten ausgestellt oder an anderen Orten zur Zahlung vorgelegt werden, ebenso ein am Sitz des Kunden aufgesetzter und abgeschlossener Vertrag ändern nicht den Zahlungsort, der in jedem Fall Castelbolognese bleibt. **b) Tratten** – Wenn Bezahlung mit Effekten vereinbart ist, muss der Schuldner die Begleichung innerhalb von 10 Tagen ab Eingang der Rechnung vornehmen; anderenfalls halten wir uns für berechtigt, für die vereinbarten Termine Tratten auszustellen. **c) Zahlungsverzug** – Nach Ablauf der vereinbarten Zahlungsfrist werden ohne weitere Benachrichtigung die von den Banken angewandten marktüblichen Zinsen fällig, unbeschadet irgendwelcher Aktionen von unserer Seite zur Erlangung der sofortigen Bezahlung, einschließlich der Ausstellung einer Tratte mit Kosten ohne weitere Ankündigung sowie der Schadenersatzforderung. Darüber hinaus sind wir berechtigt, die vollständige oder teilweise Durchführung der laufenden Verträge, die vor oder nach dem von der Nichteinhaltung der vereinbarten Zahlungsbedingungen betroffenen Vertrag abgeschlossen wurden, auf unbestimmte Zeit zu unterbrechen oder diese Verträge als annulliert zu betrachten. Die Zahlungen sind nur dann gültig, wenn sie direkt an Cedir geleistet wurden; jede andere Zahlungsweise, an wen und aus welchem Grund auch immer, ist ausdrücklich ausgeschlossen. Es können besondere Zahlungsmodalitäten vereinbart werden, die aber ausdrücklich von Cedir genehmigt werden müssen. Die vereinbarten Zahlungsziele gelten als peremptorisch, wobei Cedir berechtigt ist, eventuelle Erneuerungen der vereinbarten Zahlungsziele oder Stundungen auszumachen, die schriftlich vereinbart werden müssen. Eine mittels Schuldbriefen (Schecks, gezogene Wechsel, Solawechsel usw.) oder Wechselindossamenten erfolgte, von Cedir ausdrücklich akzeptierte Bezahlung – Eingang vorbehalten –, auch wenn sie zu Händen des Gebietsvertreters ging, entlastet den Kunden nicht in den Fällen, in denen Cedir nicht materiell und vollständig in den Besitz der geschuldeten Beträge gelangt. Deshalb wird, nur als Beispiel, präzisiert, dass die eventuelle Uneinlösbarkeit der zedierten Kredite, das Risiko des Verlustes, der Entwertung, der Zerstörung, der unbefugten Aneignung von Geld oder Titeln durch Dritte usw. – auch bei Transport oder Versand – vollständig zu Lasten des Kunden gehen, der gegenüber Cedir erst bei Ausführung der Bezahlung an dessen Sitz in Castelbolognese (RA) entlastet wird.
- 7• Eigentumsvorbehalt** – Gemäß Art. 1523 C.C. (italienisches BGB) behalten wir uns bis zur vollständigen Bezahlung des Preises das Eigentumsrecht an den verkauften Materialien vor. Diese Klausel gilt als vom Kunden stillschweigend akzeptiert, wenn uns keine gegenteilige schriftliche Mitteilung zugeht.
- 8• Solve et Repete** – Streitsachen oder Beanstandungen können nur dann vorgebracht werden, wenn alle bis zu diesem Tage fälligen Beträge bezahlt sind.
- 9• Zuständiges Gericht** – Für alle eventuellen Streitfälle wird in jeder Hinsicht die Zuständigkeit der Gerichtsorgane von Ravenna festgesetzt und akzeptiert, wo die Parteien ihren Sitz wählen; der Auftraggeber verzichtet ausdrücklich auf die Erbringung mündlicher Beweise außerhalb von Ravenna.
- 10• Gültigkeit** – Die vorgenannten Bedingungen bilden einen festen Bestandteil aller unserer Verkaufsverträge. Wenn sie vom Auftraggeber für die erste Lieferung angenommen werden, gelten sie auch für alle folgenden, auch wenn sie nicht ausdrücklich angeführt werden.

CEDiR Ceramiche di Romagna S.p.A. - BESONDERE VERKAUFSBEDINGUNGEN

- 1• Preisliste:** Die Preise der Preisliste sind in €uros angegeben und verstehen sich netto MWSt. Bestellmenge geringer als eine Palette: Aufträge 1. Wahl: Nicht vollständige Paletten und nicht volle Schachteln von Dekorstücken und/oder Sonderstücken werden nach der Einzelpreisliste berechnet. 2. und 3. Wahl werden nach Verfügbarkeit nur in ganzen Paletten verkauft.
- 2• Zeichenerklärung** - ■ Preis pro Qm ● Preis pro Stück ● Stückpreis bei voller Kartonabnahme
▲ Preis pro Set bei voller Kartonabnahme ▲ Preis pro Set
- 3• Lieferungsort:** Frei unserer Werk. Für frei Sassuolo gelieferte Ware ist eine Beteiligung an den Transportkosten vorgesehen, die wie folgt berechnet wird:
a) Versandumfang bis 1 dz feste Pauschale von € 6,20. **b)** Versandumfang von 1 bis 11 dz Berechnung von € 1,50 pro Doppelzentner.
c) Versandumfang über 11 dz Berechnung von € 0,31 pro Doppelzentner.
- 4• Zahlungsweise:** zu vereinbaren. Lieferungen unter € 1000,00 müssen in einer einzigen Rate bezahlt werden.
- 5• Mindestmenge:** Für den Versand von Aufträgen mit einem Warenwert von unter € 103,29 (Ergänzungen oder Einzelversand) wird eine feste Gebühr von € 10,33 pro Einzelversand erhoben.
- 6• Jolly:** Nur auf Anforderung geliefert. Bei Verkleidungen 1. Wahl sind 5% kostenlos. Bei mehr als 5% wird ein Aufschlag von € 0,21 pro Stück berechnet. Für die 2. und 3. Wahl wird ein Aufschlag von € 0,21 pro Stück berechnet.
- 7• Sonderstücke:** Fußleisten und Bullnoses werden nur in kompletten Schachteln verkauft. Für Serien oder Farben, für die keine eigene Fußleiste oder Bullnose vorgesehen ist, kann bei den kaufmännischen Büros eine Kombination angefordert werden.
- 8• Gültigkeit:** Die vorliegende Preisliste annulliert und ersetzt alle vorangegangenen. Die Geltungsdauer der Preisliste hängt von der Kostenentwicklung ab. Eventuelle Erhöhungen, die bis zum Zeitpunkt der Lieferung eintreten, werden dem Kunden mitgeteilt, worauf dieser den Auftrag stornieren kann.

**Le tonalità dei colori sono indicative.
Le tabelle con i dati riguardanti i contenuti per scatole ed imballi
sono aggiornate al momento della stampa del catalogo.**

The colours shades are indicative.
The tables with the data referred to the content per box and to the
packing weight are update at the catalogue printing time.

Les nuances des couleurs sont indicatives.
Les tables avec les données concernant les contenus par colis et les poids
des emballages sont ajournés au moment où le catalogue est imprimé.

Die Farbtöne sind annähernd.
Die in den Tabellen enthaltenen Daten in bezug auf den Inhalt pro Karton
und das Gewicht der jeweiligen Verpackung sind zum Ausgabedatums
richtiggestellt worden.



Coordinamento:
Marketing Cedir

Progetto grafico e sviluppo:
www.graficabgc.it

Fotografia e progetto copertina:
www.quattronero.com

Stampa:
Modulgrafica Forlivese . Gennaio 2012



CEDIR CERAMICHE DI ROMAGNA S.p.A.
 Via Emilia Ponente, 2070 . Castelbolognese (RA) . Italia
 Tel. +39 0546.653111 . Fax +39 0546.55600

www.cedir.it . E-mail: cedir@cedir.it



100%
 MADE
 IN ITALY

