


MADE IN ITALY. MADE TO EXCEL.

BOOST NATURAL



atlas concorde

September 2021

CONCRETE LOOK
BOOST
NATURAL
Porcelain & wall tiles



September 2021

INDEX

ENJOY THE VIDEO 

Overview



Spaces



Product Range



Technical Specifications



Porcelain and wall tiles: a safe choice.

RECYCLABLE
Riciclabile

HYGIENIC
Igienico

RESISTANT
Resistente

ECO-FRIENDLY
Ama l'ambiente

FIREPROOF
Non brucia

LONG LASTING
Dura a lungo

VERSATILE
Versatile

SAFE
Sicuro

EASY TO CLEAN
AND DISINFECT
Facile da pulire e sanificare

ZERO PVC
Zero PVC



ORIGIN

The origin of a pure material

Boost Natural was born from the confluence of an ancient element like raw earth, the creativity of an Italian architect, and the industrial technology of Atlas Concorde. The result is a collection inspired by the natural character of an authentic material, interpreted with craftsmanship and made to the highest standards of quality.


Boost Natural nasce dall'incontro tra un elemento antico come la terra cruda, la creatività di un architetto italiano e la tecnologia industriale di Atlas Concorde. Il risultato è una collezione ispirata alla naturalità di un materiale autentico, interpretata con sapienza artigianale e realizzata ai più alti livelli di qualità.


Boost Natural est né de la rencontre entre un élément ancien comme la terre crue, la créativité d'un architecte italien et la technologie industrielle d'Atlas Concorde. Le résultat est une collection inspirée par le caractère naturel d'un matériau authentique, interprété de manière artisanale et produit aux plus hauts niveaux de qualité.

Boost Natural entsteht aus der Begegnung zwischen einem antiken Element wie der rohen Erde, der Kreativität eines italienischen Architekten und der Produktionstechnologie von Atlas Concorde. Die Kollektion ist an einem authentischen, natürlichen Material inspiriert, das sie mit handwerklichem Geschick interpretiert, und sie wird mit höchster Qualität hergestellt.

Boost Natural nació del encuentro entre un elemento antiguo como la tierra cruda, la creatividad de un arquitecto italiano y la tecnología industrial de Atlas Concorde. El resultado es una colección inspirada en la naturalidad de un material auténtico, interpretada con habilidad artesanal y producida con los más altos niveles de calidad.

Boost Natural рождается из слияния такого древнего элемента, как сырая глина, креативности итальянского архитектора и промышленных технологий Atlas Concorde. Это коллекция, вдохновленная натуральным материалом, осмысленная в ремесленном ключе, изготовленная по самым высоким стандартам качества.





MATTEO BRIONI

Natural inspiration

Matteo Brioni is the Italian architect who reinvented raw earth, making it a protagonist of the world of contemporary design. Atlas Concorde has undertaken a process of creative dialog with him, working on mutual affinities to create a surface that is truly extraordinary for its stylistic authenticity, esthetic originality and application potential.

Matteo Brioni è l'architetto italiano che ha reinventato la terra cruda, rendendola una protagonista del mondo della progettazione contemporanea. Con lui Atlas Concorde ha inaugurato un percorso di confronto creativo lavorando sulle affinità reciproche per dare vita a una superficie straordinaria per autenticità stilistica, originalità estetica e potenzialità applicative.

Matteo Brioni est l'architecte italien qui a réinventé la terre crue pour en faire un protagoniste du monde du design contemporain. Avec lui, Atlas Concorde a inauguré un chemin d'échange créatif, en travaillant sur des affinités mutuelles pour donner vie à une surface extraordinaire en termes d'authenticité du style, d'originalité esthétique et de potentiel d'application.

Matteo Brioni ist der italienische Architekt, der die rohe Erde neuerfunden und in den Mittelpunkt der zeitgenössischen Planung gerückt hat. Mit ihm hat Atlas Concorde einen kreativen Austausch aufgenommen, der um wechselseitige Affinitäten kreist. Daraus ist ein Belag entstanden, der durch seine stilistische Authentizität, ästhetische Originalität und vielfältige Verwendungsmöglichkeiten besticht.

Matteo Brioni es el arquitecto italiano que reinventó la tierra cruda, convirtiéndola en la protagonista del mundo del diseño contemporáneo. Con él, Atlas Concorde ha inaugurado un camino de diálogo creativo, trabajando en afinidades mutuas para dar vida a una superficie extraordinaria por su autenticidad estilística, originalidad estética y potencial de aplicación.

Matteo Brioni – итальянский архитектор, который заново изобрел сырую глину, превратив ее в яркий элемент современного дизайна. Вместе с ним, сложив вместе общие творческие видения, компания Atlas Concorde создала коллекцию, удивительную по стилю, эстетической оригинальности и потенциалу применения.





HANDMADE

Surfaces with an authentic natural character

Viewed from afar, the surfaces of Boost Natural convey a neutral, powdery look, opaque in the light, with slight color variations. On closer inspection, they reveal the random marks of manually worked raw earth and slight irregularities to the hand and eye.


A una visione d'insieme, le superfici di Boost Natural presentano un fondo dalle tinte neutre e polverose, opache alla luce, con lievi variazioni cromatiche. Da vicino rivelano invece una trama di dettagli spontanei che restituisce al tatto e alla vista i segni della lavorazione manuale della terra cruda e le leggere irregolarità della superficie.

Au premier coup d'œil, les surfaces Boost Natural présentent une base de teintes neutres et poussiéreuses, opaques à la lumière, avec de légères variations chromatiques. De près, cependant, elles révèlent un tissu de détails spontanés qui dévoilent au toucher et à l'œil les signes du travail manuel de la terre crue et les légères irrégularités de la surface.

Im Gesamteindruck präsentiert sich Boost Natural mit einem Grundton aus neutralen, staubigen Farben, die im Licht matt wirken und leichte Farbschwankungen aufweisen. Aus der Nähe betrachtet wird hingegen ein Geflecht aus spontan wirkenden Details sichtbar, in dem die Zeichen einer manuellen Bearbeitung der rohen Erde sowie leichte Unregelmäßigkeiten der Oberfläche erkenn- und ertastbar sind.

En su conjunto, las superficies de Boost Natural presentan un fondo de colores neutros y polvorientos, opacos a la luz, con ligeras variaciones de color. Sin embargo, de cerca se percibe una trama de detalles espontáneos que revelan al tacto y a la vista los signos del trabajo manual de la tierra cruda y las ligeras irregularidades de la superficie.

При рассмотрении плитки Boost Natural издалека взгляд улавливает в первую очередь нейтральные, пыльные, матовые цвета фона с едва осязаемым разнотоном. С близкого расстояния становятся заметными множество неожиданных деталей, таких как следы ручной обработки сырой глины и легкие неровности поверхности.





KNOW-HOW

Details make the difference

Meticulous attention to detail and to every aspect of the original textures make Boost Natural the perfect synthesis of artisanal know-how and Atlas Concorde's industrial excellence, embodying the culmination of style and quality Made in Italy.

La meticolosa cura del dettaglio e l'attenzione a ogni particolare delle texture di ispirazione rendono Boost Natural una sintesi perfetta tra il saper fare artigianale e l'eccellenza industriale di Atlas Concorde, esprimendo lo stile e la qualità del Made in Italy nella sua migliore accezione.

Le soin méticuleux des détails et l'attention portée à chaque détail des textures inspirantes font de Boost Natural une synthèse parfaite de l'excellence artisanale et industrielle d'Atlas Concorde, exprimant le style et la qualité du Made in Italy dans son meilleur sens.

Größte Sorgfalt im Detail und die Beachtung jeder Einzelheit der Textur machen Boost Natural zu einer perfekten Synthese aus handwerklichem Geschick und der industriellen Exzellenz von Atlas Concorde, und zum Ausdruck des Stils und der Qualität des besten Made in Italy.

El cuidado meticuloso de los detalles y la atención prestada a cada pormenor de las texturas en las cuales se inspiró Boost Natural hacen de ella una síntesis perfecta de la artesanía y la excelencia industrial de Atlas Concorde, expresando el estilo y la calidad del Made in Italy en su mejor sentido.

Тщательная ухоженность деталей и точное воспроизведение фактуры исходного материала превращают Boost Natural в совершенный синтез ремесленного мастерства и промышленных технологий Atlas Concorde. Эта коллекция – максимальное воплощение итальянского стиля и качества.



Natural color combinations

COLOR PALETTE




Coal



Umber



Ecrú



Ash



Kaolin



Coral



Cobalt

The five neutral, enveloping colors of Boost Natural are inspired by the shades of natural clays. The earthy shades of each ensure perfect tone-on-tone combinations and elegant contrasts.

I cinque colori neutri e avvolgenti di Boost Natural si ispirano alle tonalità di argille naturali provenienti da diversi luoghi di estrazione. Le sfumature terrose di ciascuno garantiscono una perfetta abbinabilità reciproca con delicati accostamenti tono su tono e contrasti eleganti.

Les cinq couleurs neutres et enveloppantes de Boost Natural s'inspirent des nuances des argilles naturelles provenant de différentes carrières. Les nuances terreuses de chacun d'entre elles assurent un lien parfait avec des combinaisons délicates ton sur ton et des contrastes élégants.

Die fünf neutralen Wohlfühlfarben von Boost Natural sind den Farbtönen natürlicher Tone aus verschiedenen Abbauorten nachempfunden. Die erdigen Nuancen eignen sich perfekt für zarte Ton in Ton-Kombinationen und elegante Kontraste.

Los cinco colores neutros y envolventes de Boost Natural se inspiran en las tonalidades de las arcillas naturales de diferentes canteras. Los matices terrosos de cada uno de ellos garantizan una combinación perfecta con delicadas combinaciones tono sobre tono y contrastes elegantes.

Пять нейтральных цветов Boost Natural переняты у природных глин из месторождений различных географических регионов. Эти землястые тона прекрасно сочетаются между собой, из них можно составлять композиции тон в тон или элегантные контрасты.



COLOR ACCENTS

Contemporary accents

A cobalt blue with green shading and an earthy powder color enrich the range of neutral tones with two contemporary accents. These colors with an eye-catching personality allow you to express yourself with greater creative freedom, to give a more distinctive character to any type of interior.


Un blu cobalto modulato da sfumature verdi e un color cipria terroso arricchiscono la gamma di colorazioni neutre con due tonalità di ispirazione contemporanea. Queste cromie dalla spiccata personalità permettono di esprimersi con maggior libertà creativa per dare un carattere più deciso a ogni tipo di ambiente interno.

Un bleu cobalt modulé par des nuances de vert et une couleur poudreuse terreuse enrichissent la gamme de couleurs neutres de deux teintes d'inspiration contemporaine. Ces couleurs à forte personnalité permettent une plus grande liberté de création pour donner un caractère plus fort à tout type d'intérieur.

Ein mit grünen Nuancen moduliertes Kobaltblau und ein erdiges Puderrosa bereichern die Palette der neutralen Töne um zwei hochaktuelle Farben. Mit ihrer ausgeprägten Persönlichkeit bieten sie große kreative Freiheit und verleihen jedem Innenraum besonderes Flair.

Un azul cobalto modulado por matices verdes y un color polvo terroso enriquecen la gama de colores neutros con dos tonos de inspiración contemporánea. Estos colores con una fuerte personalidad permiten una mayor libertad creativa para dar más personalidad a cualquier tipo de interior.

Кобальтовый синий с оттенками зеленого и землистый пудровый цвет пополняют гамму нейтральных тонов двумя стильными современными решениями. Их яркая индивидуальность открывает массу креативных возможностей, позволяя придать любому интерьеру неординарный характер.



SIZE RANGE

Modular sizes for design

Boost Natural has an extensive range of modular size: from classic sizes to the large 120x278 cm slab, able to expand spatial perspectives. Different thicknesses further extend the possible applications both indoors and out, producing an effect of stylistic continuity for residential, commercial, and hospitality projects.

Boost Natural dispone di un'articolata gamma di formati tra loro modulari: dalle dimensioni classiche fino al grande formato 120x278 cm, in grado di ampliare le prospettive spaziali. I diversi livelli di spessore ne estendono le possibilità applicative sia in interno sia in esterno, con un effetto di continuità stilistica per progetti residenziali, commerciali e dell'ospitalità.

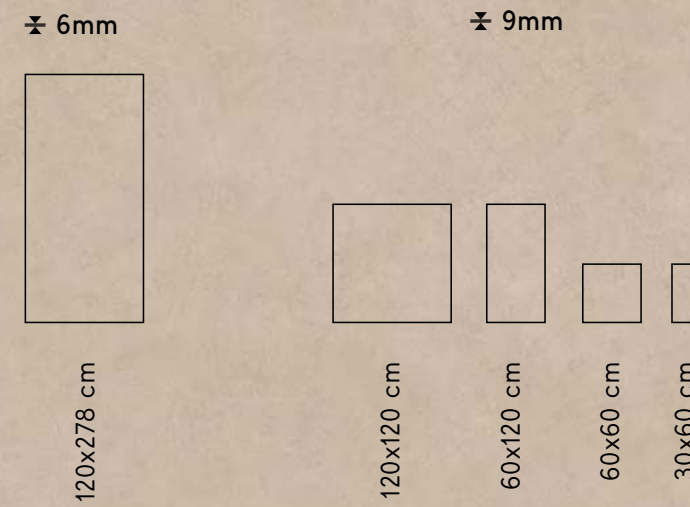
Boost Natural propose une large gamme de formats modulaires : des formats classiques au grand format 120x278 cm, capables d'élargir les perspectives spatiales. Les différents niveaux d'épaisseur étendent les possibilités d'application tant à l'intérieur qu'à l'extérieur, avec un effet de continuité stylistique pour les projets résidentiels, commerciaux et hôteliers.

Boost Natural umfasst große und perfekt modulare Formate, die dank verschiedener Stärken im Innen- wie im Außenbereich verlegt werden können. Die perfekte Modularität der Beläge macht die Kollektion vielseitig und in Projekten im Wohnungs- und Gewerbebau sowie im Gastgewerbe einsetzbar.

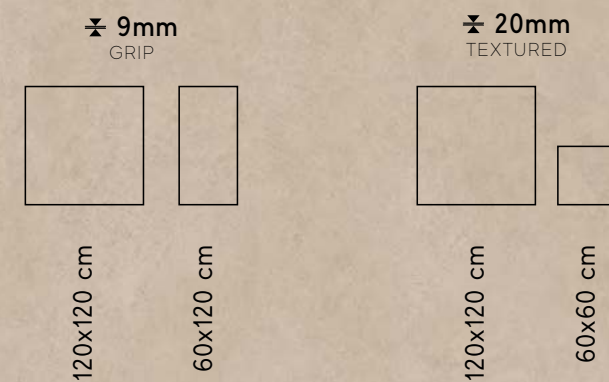
Boost Natural ofrece una amplia gama de tamaños que se pueden combinar entre sí: desde las dimensiones clásicas hasta el tamaño grande de 120x278 cm, el cual permite ampliar el diseño del espacio. Los diferentes grosores amplían las posibilidades de aplicación tanto en interiores como en exteriores, con un efecto de continuidad estilística para proyectos residenciales, comerciales y de hotelería.

Boost Natural обладает широкой гаммой модульных форматов, от классических до крупного 120x278 см, которые оригинально раздвигают границы пространств. Разные толшины дают возможность оформлять одним рисунком интерьер и улицу и добиваться тем самым эффекта стилистической цельности любого проекта, домашнего или коммерческого.

Porcelain Tiles for Floors and Walls



Porcelain Tiles for Outdoor and Wet Areas



Wall Tiles





3D WALL TILES

Three-dimensional walls

The natural, 3D surfaces of the wall tiles reproduce the craftsmanship of the workshop of Matteo Brioni. Perfectly reproduced on the ceramic surface, this handiwork conveys the authenticity of the original material to the eye and touch. Available in a 50x120 cm size, the tiles act as a complete furnishing element for interiors with an elegant, decisive personality.

Le superfici naturali e 3D dei rivestimenti ripropongono le lavorazioni artigianali ideate nel laboratorio di Matteo Brioni. Ricreate alla perfezione sulla superficie ceramica restituiscono alla vista e al tatto l'autenticità della materia di ispirazione. Disponibili nel formato 50x120 cm, sono elementi di arredo in sé completi, per interni dalla personalità elegante e decisa.

Les surfaces naturelles et 3D des revêtements muraux reproduisent le savoir-faire artisanal créé dans l'atelier de Matteo Brioni. Parfaitement recréées sur la surface de la céramique, elles restituent à la vue et au toucher l'authenticité du matériau inspiré. Disponibles dans le format 50x120 cm, elles représentent des éléments de décoration complètes pour des intérieurs à la personnalité élégante et décisive.

Die natürlichen und 3D-Oberflächen der Wandbeläge zeigen die handwerklichen, im Atelier von Matteo Brioni entwickelten Bearbeitungen. Sie wurden perfekt auf der keramischen Oberfläche nachgebildet und machen das als Vorbild dienende Material auf vollkommen echt wirkende Weise sicht- und ertastbar. Die im Format 50x120 cm erhältlichen Beläge sind wahre und eigenständige Einrichtungselemente für Innenräume von eleganter und entschlossener Persönlichkeit.

Las superficies naturales y tridimensionales de los revestimientos reproducen la artesanía creada en el taller de Matteo Brioni. Perfectamente recreados en la superficie cerámica, devuelven a la vista y al tacto la autenticidad del material de inspiración. Están disponibles en el tamaño 50x120 cm y son elementos de decoración completos en sí mismos pensados para interiores con una personalidad elegante y decidida.

Натуральная рельефная поверхность настенных плиток воспроизводит фактуру ручной работы, созданную в мастерской Маттео Бриони. На взгляд и на ощупь она такая же, как у взятых за основу исходных образцов материала. Плитка, доступная в формате 50x120, уже сама по себе может стать эффектным декором интерьера и придать ему решительную элегантность.





XL SIZE

Large sizes for broad perspectives

Large slabs broaden the perception of spaces and leverage the look of the original material. The 120x278 format with a 6 mm thickness allows you to design walls at full height with fewer joints, while the 162x324 slab with a 12 mm thickness is ideal for cladding kitchen countertops, tables, and large objects.

Le grandi lastre ampliano la percezione degli spazi e valorizzano la materia di ispirazione. Il formato 120x278 in 6mm di spessore permette di progettare pareti a tutta altezza con un minor numero di fughe, mentre la lastra 162x324 in 12mm è ideale per rivestire piani cucina, countertop, tavoli e volumi di grandi dimensioni.

Les grandes dalles élargissent la perception des espaces et mettent en valeur le matériau d'inspiration. Le format 120x278 en 6 mm d'épaisseur permet de concevoir des murs de pleine hauteur avec moins de joints, tandis que la dalle 162x324 en 12 mm est idéale pour les plans de cuisine, les comptoirs, les tables et les grandes tailles.

Die großen Platten lassen den Raum großzügiger wirken und bringen das als Vorbild dienende Material noch besser zur Geltung. Das Format 120x278 cm in 6 mm Stärke erlaubt die raumhohe Verkleidung von Wänden mit wenigen Fugen, während die Platte 162x324 cm in 12 mm Stärke für die Verkleidung von Küchenarbeitsplatten, Tischen und großen Volumen ideal ist.

Los formatos grandes amplían la percepción del espacio y realzan el material de inspiración. El tamaño 120x278 con 6mm de grosor permite diseñar paredes de altura completa con menos juntas, mientras que el tamaño 162x324 con 12mm de grosor es ideal para revestir encimeras de cocina, mostradores, mesas y grandes volúmenes.

Крупноформатные плиты визуально увеличивают пространства и максимально раскрывают красоту рисунка. Формат 120x278 см толщиной 6 мм позволяет покрывать одной единственной плитой всю стену снизу доверху с вытекающей из этого минимизацией количества швов в облицовке, а формат 162x324 толщиной 12 мм идеально подходит для облицовки столешниц, кухонных фартуков, столов, крупных архитектурных объемов.





TOTAL LOOK

Total look for indoor/outdoor spaces

Boost Natural allows for stylistic continuity in any type of project. In fact, the raw earth effect adds elegance and refinement not only to indoor spaces, but also to outdoor spaces, where it blends in perfectly with the surrounding environment in residential, commercial, and hospitality environments.

Boost Natural consente continuità stilistica in ogni tipo di progetto. L'effetto terra cruda conferisce infatti eleganza e raffinatezza non solo agli spazi interni, ma anche agli esterni, dove si integra alla perfezione con l'ambiente circostante in ambiti residenziali, commerciali e dell'ospitalità.

Boost Natural permet une continuité stylistique dans tout type de projet. L'effet de terre crue confère élégance et raffinement non seulement aux espaces intérieurs, mais aussi aux espaces extérieurs, où il s'intègre parfaitement à l'environnement dans les contextes résidentiels, commerciaux et d'accueil.

Boost Natural erlaubt in jedem Projekt stilistische Kontinuität. Die Optik roher Erde schenkt nicht nur Innenräumen Eleganz und Noblesse, sondern auch Außenbereichen, wo sie sich perfekt in die umliegende Landschaft integriert. Im Wohnungs- und Gewerbebau ebenso wie im Gastgewerbe.

Boost Natural permite la continuidad estilística en cualquier tipo de proyecto. El efecto tierra cruda aporta elegancia y refinamiento no sólo a los espacios interiores, sino también a los exteriores, donde se integra perfectamente con el entorno en ambientes residenciales, comerciales y de hotelería.

Плитка Boost Natural способна превратить внутренние и наружные пространства в одно стилистическое целое. Эффект необожженной глины смотрится одинаково красиво внутри помещений и на улице, где гармонично вписывается в пейзаж. Им можно оформлять домашние и коммерческие пространства, отели, рестораны и т.д.



The colors of the earth

Inspired by the manual working of raw earth, the surfaces of Boost Natural stand out for their uniform appearance and the soft, opaque shades that embrace the environment.

Ispirate alla lavorazione manuale della terra cruda, le superfici di Boost Natural si distinguono per l'aspetto omogeneo e le tonalità morbide e opache che avvolgono l'ambiente.

Inspirées du traitement manuel de la terre crue, les surfaces de Boost Natural se distinguent par leur aspect homogène et les nuances douces et opaques qui enveloppent le milieu.

Die an der manuellen Bearbeitung ungebrannten Tons inspirierten Oberflächen von Boost Natural zeichnen sich durch ihr gleichmäßiges Aussehen und die weichen, matten Farbtöne aus, mit denen sie das Ambiente prägen.

Inspirado en la elaboración manual de la tierra cruda, las superficies de Boost Natural se distinguen por su aspecto homogéneo y sus tonos suaves y opacos que envuelven el ambiente.

Плитка Boost Natural имитирует сырую глину, обработанную вручную. Отличают ее однородный вид и мягкие матовые тона, приятно окутывающие интерьер.





atlas concorde

FLOOR

Boost Natural **Ash** Matte/Matt
120x120 cm | 47¹/₄"x47¹/₄"

WALL

Boost Natural **Ash** Matte/Matt
120x278 cm | 47¹/₄"x109¹/₂"

Boost Natural **Ash Mosaico Rhombus** Matte/Matt
36,7x33,8 cm | 14¹/₂"x13¹/₄"



atlas concorde

ON THE FLOOR, THE ASH COLOR EMPHASIZES THE DETAILS OF THE ORIGINAL MATERIAL, CREATING A COMFORTABLE INTERIOR ENVIRONMENT.

A PAVIMENTO, LA COLORAZIONE ASH ENFATIZZA I DETTAGLI DELLA MATERIA DI ISPIRAZIONE CREANDO UN AMBIENTE INTERNO CONFORTEVOLE.

AU SOL, LA COULEUR ASH SOULIGNE LES DÉTAILS DU MATÉRIAU D'INSPIRATION, EN CRÉANT UNE AMBIANCE POUR INTÉRIEURS CONFORTABLE.

AM BODEN KOMMEN DIE DETAILS DES ALS VORBILD DIENENDEN MATERIALS DURCH DIE FARBGEBUNG ASH ZUR GELTUNG UND LASSEN EIN BEHAGLICHES INNENRAUM-AMBIENTE ENTSTEHEN.

EN EL PAVIMENTO, EL COLOR ASH DESTACA LOS DETALLES DEL MATERIAL DE INSPIRACIÓN, CREANDO UN AMBIENTE INTERIOR CONFORTABLE.

ЦВЕТ ASH НА ПОЛУ ЭФФЕКТНО РАСКРЫВАЕТ ДЕТАЛИ МАТЕРИАЛА И СОЗДАЕТ В ИНТЕРЬЕРЕ КОМФОРТНУЮ ОБСТАНОВКУ.

FLOOR
Boost Natural **Ash** Matte/Matt
120x120 cm | 47¹/₄"x47¹/₄"



atlas concorde

atlas concorde



atlas concorde


FLOOR
 Boost Natural **Ash** Matte/Matt
 120x120 cm | 47 1/4" x 47 1/4"

WALL
 Boost Natural **Ecrú** Matte/Matt
 120x278 cm | 47 1/4" x 109 1/2"



atlas concorde

WALL
 Boost Natural Ash Mosaico Rhombus Matte/Matt
 36,7x33,8 cm | 14 1/2"x13 1/4"



atlas concorde



WALL
Boost Natural **Ash Mosaico Rhombus** Matte/Matt
36,7x33,8 cm | 14 1/2"x13 1/4"

THE REGULAR TILES OF THE RHOMBUS MOSAIC BRING OUT THE NATURAL SURFACE OF THE RAW EARTH LOOK. THE PATTERN CREATED BY THE JOINTS LINES ALLOWS YOU TO CUSTOMIZE THE DECOR WITH A CONTRASTING GROUT.

LE TESSERE REGOLARI DEL MOSAICO RHOMBUS VALORIZZANO LA SUPERFICIE MATERICA DELL'EFFETTO TERRA CRUDA. IL PATTERN CREATO DALLE LINEE DI FUGA PERMETTE DI PERSONALIZZARE IL DECORO APPLICANDO UNO STUCCO A CONTRASTO.

LES TESSELLES RÉGULIÈRES DE LA MOSAÏQUE RHOMBUS REHAUSSENT LA SURFACE MATÉRIELLE DE L'EFFET TERRE CRUE. LE MOTIF CRÉÉ PAR LES LIGNES DE FUGES PERMET DE PERSONNALISER LA DÉCORATION EN APPLIQUANT UN MASTIC CONTRASTÉ.

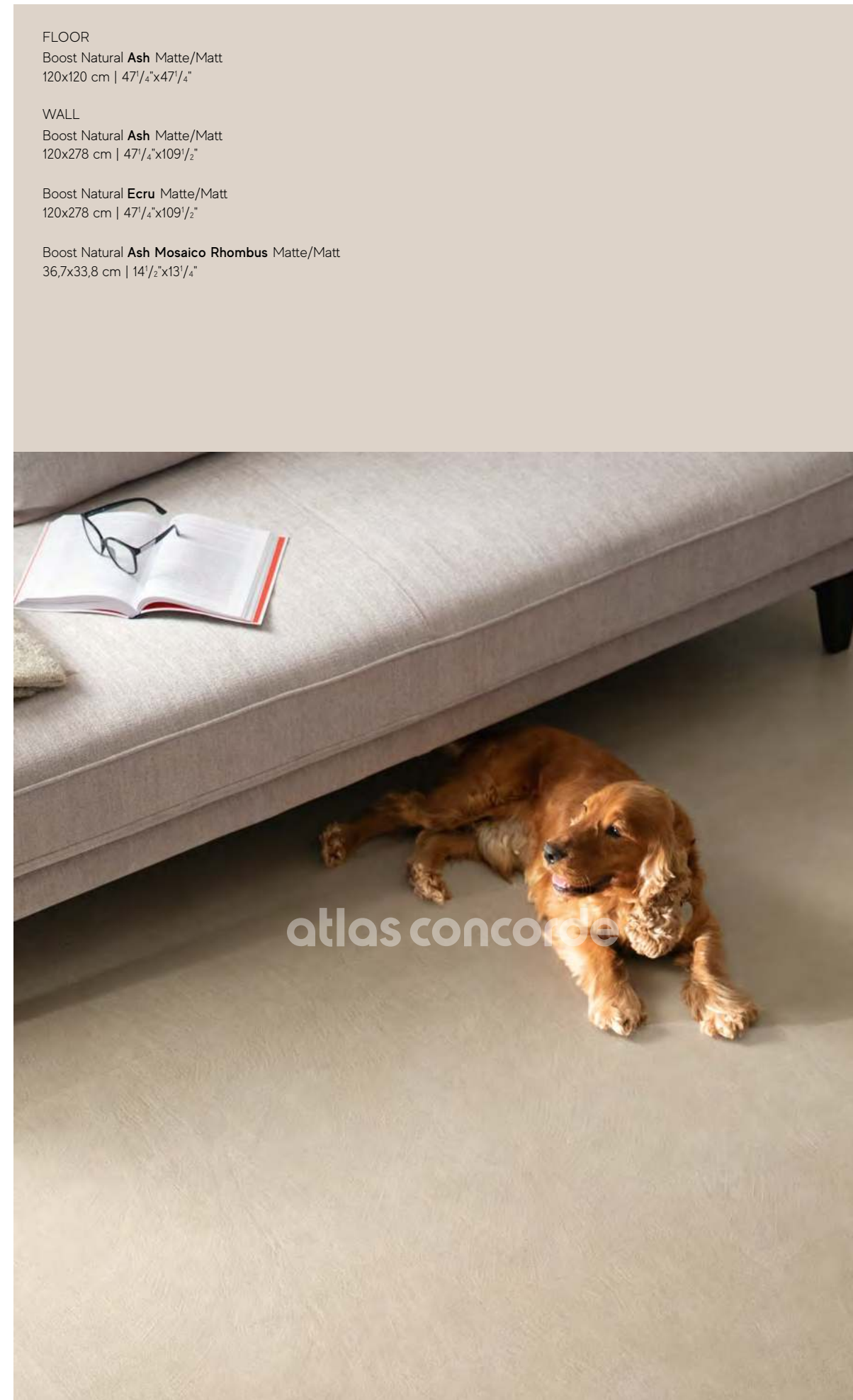
DIE REGELMÄSSIGEN MOSAIKSTEINCHEN RHOMBUS UNTERSTREICHEN DIE STOFFLICHE OBERFLÄCHE DER OPTIK VON UNGEBRANNTEM TON. DAS DURCH DIE FUGEN ERZEUGTE MUSTER ERLAUBT DIE PERSONALISIERUNG DES DEKORS DURCH FARBBLICH KONTRASTIERENDE FUGENMASSEN.

LAS TESELAS REGULARES DEL MOSAICO RHOMBUS VALORIZAN LA SUPERFICIE TEXTURIZADA CON EFECTO TIERRA CRUDA. EL PATRÓN CREADO POR LAS LÍNEAS DE UNIÓN PERMITE PERSONALIZAR LA DECORACIÓN APLICANDO UN ESTUCCO DE CONTRASTE.

РОВНЫЕ КУСОЧКИ МОЗАИКИ RHOMBUS ОРИГИНАЛЬНО ПОДЧЕРКИВАЮТ ЭФФЕКТ НЕОБОЖЖЕННОЙ ГЛИНЫ НА ПОВЕРХНОСТИ. РИСУНОК, ОБРАЗОВАННЫЙ ЛИНИЯМИ ШВОВ, ПОЗВОЛЯЕТ ИНДИВИДУАЛИЗИРОВАТЬ ДЕКОР КОНТРАСТНОЙ ЗАТИРКОЙ.



atlas concorde



FLOOR

Boost Natural **Ash** Matte/Matt
120x120 cm | 47¹/₄"x47¹/₄"

WALL

Boost Natural **Ash** Matte/Matt
120x278 cm | 47¹/₄"x109¹/₂"

Boost Natural **Ecrú** Matte/Matt
120x278 cm | 47¹/₄"x109¹/₂"

Boost Natural **Ash Mosaico Rhombus** Matte/Matt
36,7x33,8 cm | 14¹/₂"x13¹/₄"

atlas concorde

The beauty of comfort

The 120x278 cm wall tile is perfect for reducing the number of joints. Applied to the wall of the shower, it's a solution with a high visual impact that ensures durability, cleanliness, and hygiene.

Il formato 120x278 cm a rivestimento è perfetto per ridurre la presenza delle fughe. Applicato a parete nella doccia, è una soluzione dall'elevato impatto visivo che assicura durata, pulizia e igiene.

Le format de revêtement mural 120x278 cm est parfait pour réduire la présence de joints. Appliquée au mur de la douche, c'est une solution à fort impact visuel qui assure durabilité, propreté et hygiène.

Mit dem Format 120x278 cm an der Wand werden die Fugen reduziert. Als Wandbelag in der Dusche ist es optisch höchst effektiv und garantiert Langlebigkeit, Sauberkeit und Hygiene.

El formato de azulejos de 120x278 cm es perfecto para reducir las juntas. Montado en la pared de la ducha, es una solución de alto impacto que garantiza durabilidad, limpieza e higiene.

Настенный формат 120x278 см уменьшает количество швов. На стенах душа такое решение невероятно эффектно и в то же время долговечно, легко в уборке и гигиенично.



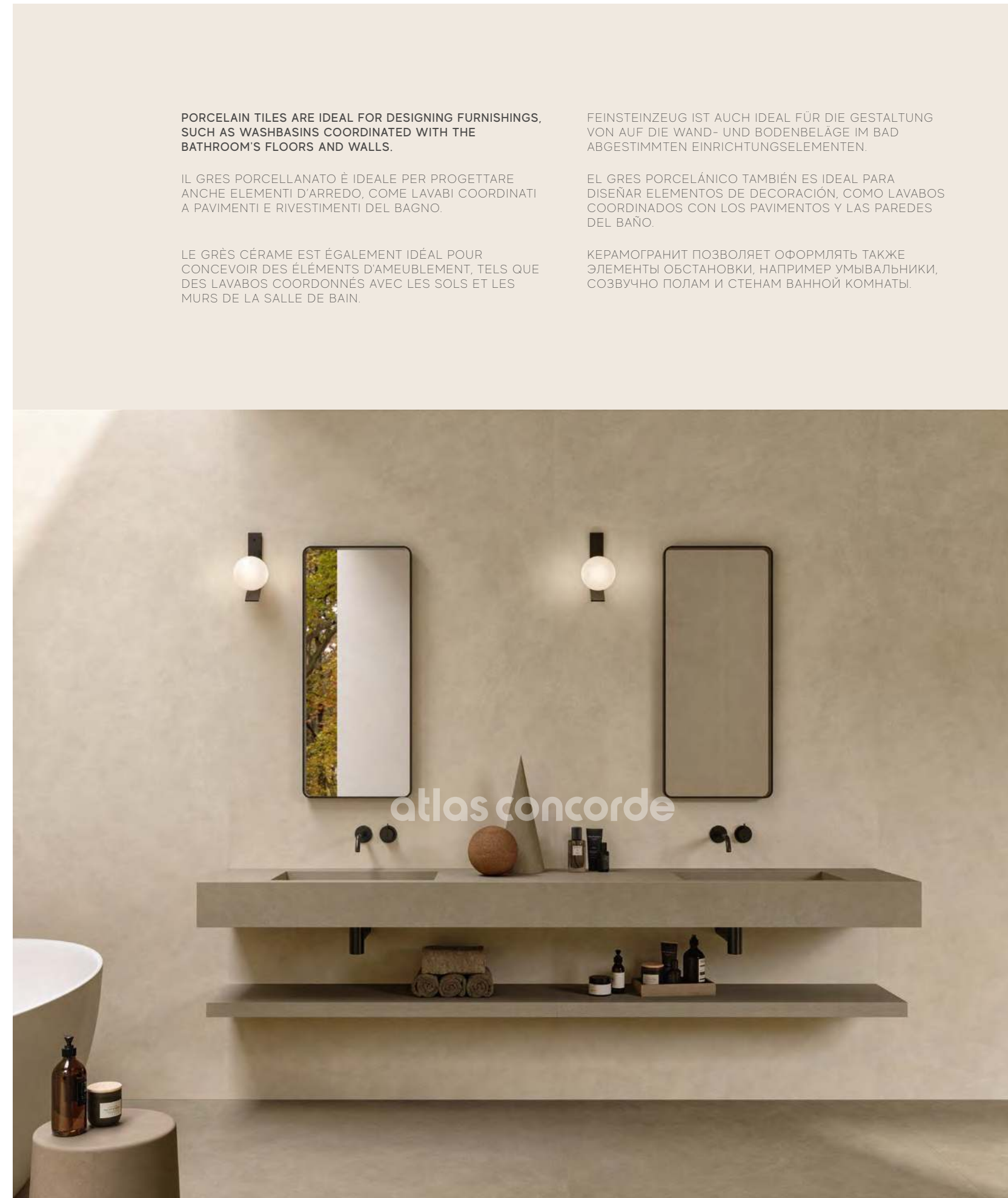


FLOOR
Boost Natural **Ash** Matte/Matt
120x120 cm | 47 1/4" x 47 1/4"

WALL
Boost Natural **Kaolin** Matte/Matt
120x278 cm | 47 1/4" x 109 1/2"

WASHBASIN / SHELF
Boost Natural **Ash** Matte/Matt
120x278 cm | 47 1/4" x 109 1/2"

atlas concorde



PORCELAIN TILES ARE IDEAL FOR DESIGNING FURNISHINGS, SUCH AS WASHBASINS COORDINATED WITH THE BATHROOM'S FLOORS AND WALLS.

IL GRÉS PORCELLANATO È IDEALE PER PROGETTARE ANCHE ELEMENTI D'ARREDO, COME LAVABI COORDINATI A PAVIMENTI E RIVESTIMENTI DEL BAGNO.

LE GRÈS CÉRAME EST ÉGALEMENT IDÉAL POUR CONCEVOIR DES ÉLÉMENTS D'AMEUBLEMENT, TELS QUE DES LAVABOS COORDONNÉS AVEC LES SOLS ET LES MURS DE LA SALLE DE BAIN.

FEINSTEINZEUG IST AUCH IDEAL FÜR DIE GESTALTUNG VON AUF DIE WAND- UND BODENBELÄGE IM BAD ABGESTIMMTEN EINRICHTUNGSELEMENTEN.

EL GRÉS PORCELÁNICO TAMBIÉN ES IDEAL PARA DISEÑAR ELEMENTOS DE DECORACIÓN, COMO LAVABOS COORDINADOS CON LOS PAVIMENTOS Y LAS PAREDES DEL BAÑO.

КЕРАМОГРАНИТ ПОЗВОЛЯЕТ ОФОРМЛЯТЬ ТАКЖЕ ЭЛЕМЕНТЫ ОБСТАНОВКИ, НАПРИМЕР УМЫВАЛЬНИКИ, СОЗВУЧНО ПОЛАМ И СТЕНАМ ВАННОЙ КОМНАТЫ.

atlas concorde

FLOOR
Boost Natural **Ash** Matte/Matt
120x120 cm | 47 1/4"x47 1/4"

WALL
Boost Natural **Kaolin** Matte/Matt
120x278 cm | 47 1/4"x109 1/2"

Boost Natural **Ash** Matte/Matt
120x278 cm | 47 1/4"x109 1/2"



Immersive surfaces

The surfaces of Boost Natural bring the appeal of a handmade material into the world of interior design. The reliefs on the wall tiles add authenticity to the walls of any type of setting.

Le superfici di Boost Natural portano l'appeal di una materia lavorata a mano nel mondo dell'interior design. I segni a rilievo dei rivestimenti conferiscono autenticità alle pareti di ogni tipo di ambientazione.

Les surfaces de Boost Natural apportent l'attrait d'un matériau artisanal au monde de la décoration d'intérieur. Les signes en relief des revêtements donnent de l'authenticité aux murs de tout type de décor.

Die Oberflächen von Boost Natural bringen den Charme einer von Hand bearbeiteten Materie in das Innendesign. Die Reliefdetails der Wandbeläge verleihen den Wänden in jedem Ambiente Authentizität.


Las superficies de Boost Natural aportan el atractivo de un material artesanal al mundo del diseño de interiores. Las marcas en relieve del revestimiento dan autenticidad a las paredes de todo tipo de ambientes.

Коллекция Boost Natural приносит в мир интерьерного дизайна красоту материала, обработанного вручную. Рельефные мотивы настенной плитки вдыхают шарм аутентичности в любую обстановку.





atlas concorde



WALL
Boost Natural Ecu 3D Texture Matte/Matt
50x120 cm | 19⁵/₈"x47¹/₄"

atlas concorde

3D TEXTURE WALL TILES BLEND THE WEAVE OF FABRICS AND LACES WITH THE NATURAL IRREGULARITIES THAT DISTINGUISH THE GRANULAR SURFACE OF THE ORIGINAL MATERIAL.

IL RIVESTIMENTO 3D TEXTURE FONDE L'IMPRONTA DI TESSUTI E PIZZI CON LE NATURALI IRREGOLARITÀ CHE CARATTERIZZANO LA SUPERFICIE GRANULARE DELLA MATERIA DI ISPIRAZIONE.

LE REVÊTEMENT 3D TEXTURE MÉLANGE L'EMPREINTE DES TISSUS ET DE LA DENTELLE AVEC LES IRRÉGULARITÉS NATURELLES QUI CARACTÉRISENT LA SURFACE GRANULEUSE DE LA MATIÈRE D'INSPIRATION.


DER WANDBELAG 3D TEXTURE VEREINT DIE STRUKTUR VON STOFF UND SPITZE MIT DER NATÜRLICHEN UNREGELMÄSSIGKEIT DER KÖRNIGEN OBERFLÄCHE DES ALS VORBILD DIENENDEN MATERIALS.

EL REVESTIMIENTO 3D TEXTURE MEZCLA LA IMPRONTA DE ENCAJES Y TEJIDOS CON LAS NATURALES IRREGULARIDADES QUE CARACTERIZAN LA SUPERFICIE GRANULADA DEL MATERIAL DE INSPIRACIÓN.

НАСТЕННАЯ ПЛИТКА 3D TEXTURE СОЧЕТАЕТ НЕОБЫЧНЫЙ ЭФФЕКТ ТКАНИ И КРУЖЕВ С ЕСТЕСТВЕННОЙ НЕРОВНОСТЬЮ ЗЕРНИСТОГО РИСУНКА ИСХОДНОГО МАТЕРИАЛА.

WALL
Boost Natural **Ecru 3D Texture** Matte/Matt
50x120 cm | 19⁵/₈"x47¹/₄"





FLOOR
 Boost Natural **Ecru** Matte/Matt
 120x120 cm | 47^{5/8}"x47^{1/4}"

WALL
 Boost Natural **Ecru** Matte/Matt
 50x120 cm | 19^{5/8}"x47^{1/4}"

Boost Natural **Ecru 3D Texture** Matte/Matt
 50x120 cm | 19^{5/8}"x47^{1/4}"



WALL
Boost Natural Ecreu 3D Texture Matte/Matt
50x120 cm | 19⁵/₈"x47¹/₄"



Design with light

On the wall, the wave reliefs and soft neutral tones of the 3D Wave wall tiles give the surface a dynamism that increases the room's comfort level.

Sulla parete, i rilievi a onde e le morbide tonalità neutre del rivestimento 3D Wave conferiscono alla superficie un dinamismo che esalta il comfort dell'ambiente.

Au mur, les reliefs ondulés et les teintes douces et neutres du revêtement 3D Wave confèrent à la surface un dynamisme qui améliore le confort de l'environnement.

Wellenreliefs und die weichen, neutralen Farbtöne des Wandbelags 3D Wave erzeugen Dynamik an der Wand, die den Komfort des Raums unterstreicht.

En la pared, los relieves ondulados y los suaves tonos neutros del revestimiento 3D Wave confieren a la superficie un dinamismo que aumenta el confort del ambiente.

Волнистый рельеф и мягкие тона плитки 3D Wave придают стене динамизм и усиливают уют интерьера.



THE 3D WAVE WALL TILE IS CRISS-CROSSED BY WAVE RELIEFS THAT REPRODUCE THE ARTISANAL WORKMANSHIP OF RAW EARTH, WITH DETAILS AND IMPERFECTIONS THAT CATCH THE LIGHT IN CONSTANTLY SHIFTING WAYS.

IL RIVESTIMENTO 3D WAVE È ATTRAVERSATO DA ONDE A RILIEVO CHE RIPRODUCONO GLI EFFETTI DELLA LAVORAZIONE ARTIGIANALE DELLA TERRA CRUDA, CON DETTAGLI E IMPERFEZIONI CHE DIREZIONANO LA LUCE IN MODO SEMPRE DIVERSO.

LE REVÊTEMENT 3D WAVE EST TRAVERSÉ PAR DES VAGUES EN RELIEF QUI REPRODUISENT LES EFFETS DU TRAITEMENT ARTISANAL DE LA TERRE CRUE, AVEC DES DÉTAILS ET DES IMPERFECTIONS QUI ORIENTENT LA LUMIÈRE D'UNE MANIÈRE TOUJOURS DIFFÉRENTE.

DER WANDBELAG 3D WAVE IST VON RELIEFARTIGEN WELLEN DURCHZOGEN, DIE HANDBEARBEITETEM, UNGEBRANNTEM TON NACHEMPFUNDEN SIND. MIT DETAILLEN UND UNVOLLKOMMENHEITEN, DIE DAS LICHT AUF IMMER WIEDER NEUE WEISE BRECHEN.

EL REVESTIMIENTO 3D WAVE ESTÁ ATRAVESADO POR ONDAS EN RELIEVO QUE REPRODUCEN LOS EFECTOS DE LA ELABORACIÓN ARTESANAL DE LA TIERRA CRUDA, CON DETALLES E IMPERFECCIONES QUE DIRIGEN LA LUZ DE FORMA SIEMPRE CAMBIANTE.

НАСТЕННУЮ ПЛИТКУ 3D WAVE ПОКРЫВАЮТ РЕЛЬЕФНЫЕ ВОЛНЫ, КОТОРЫЕ ВОССОЗДАЮТ ЭФФЕКТ РУЧНОЙ ОБРАБОТКИ СЫРОЙ ГЛИНЫ. ДЕТАЛИ И НЕСОВЕРШЕНСТВА ПОВЕРХНОСТИ ЗАСТАВЛЯЮТ СВЕТ ИГРАТЬ ВСЕГДА ПО-РАЗНОМУ.

WALL

Boost Natural **Ash 3D Wave** Matte/Matt
50x120 cm | 19⁵/₈"x47¹/₄"

Boost Natural **Ash** Matte/Matt
50x120 cm | 19⁵/₈"x47¹/₄"

WASHBASIN

Boost Natural **Ecu** Matte/Matt



atlas concorde



FLOOR
 Boost Natural **Ecru** Matte/Matt
 120x120 cm | 47⁵/₈"x47¹/₄"

WALL
 Boost Natural **Ash** Matte/Matt
 50x120 cm | 19⁵/₈"x47¹/₄"

Boost Natural **Ash 3D Wave** Matte/Matt
 50x120 cm | 19⁵/₈"x47¹/₄"



ATLAS CONCORDE HABITAT WASHBASINS OFFER A SOLUTION COORDINATED WITH THE SURFACES OF THE ENVIRONMENT, COMBINING AN ELEGANT LOOK WITH SUPERIOR TECHNICAL QUALITIES.

I LAVABI DI ATLAS CONCORDE HABITAT OFFRONO UNA SOLUZIONE COORDINATA ALLE SUPERFICI DELL'AMBIENTE, CONIUGANDO UN'ESTETICA DI PREGIO A QUALITÀ TECNICHE ELEVATE.

LES LAVABOS ATLAS CONCORDE HABITAT OFFRENT UNE SOLUTION COORDONNÉE AUX SURFACES DE L'ENVIRONNEMENT, ALLIANT UNE ESTHÉTIQUE PRESTIGIEUSE À DE HAUTES QUALITÉS TECHNIQUES.

DIE WASCHBECKEN VON ATLAS CONCORDE HABITAT SIND AUF DIE BELÄGE IM RAUM ABGESTIMMT UND VEREINEN DAMIT EINE AUSGESUCHTE OPTIK MIT HERVORRAGENDEN TECHNISCHEN EIGENSCHAFTEN.

LOS LAVABOS DE ATLAS CONCORDE HABITAT OFRECEN UNA SOLUCIÓN QUE SE COORDINA CON LAS SUPERFICIES DEL AMBIENTE, COMBINANDO UNA FINA ESTÉTICA CON ALTAS CUALIDADES TÉCNICAS.

РАКОВИНЫ ЛИНЕЙКИ ATLAS CONCORDE HABITAT ЭЛЕГАНТНО ГАРМОНИРУЮТ С ОБЛИЦОВКОЙ ПОЛОВ И СТЕН, СОЧЕТАЯ ЭСТЕТИКУ И ВЫСОКИЕ ТЕХНИЧЕСКИЕ КАЧЕСТВА.



WASHBASIN
Boost Natural Ecrú Matte/Matt

THE RECTANGULAR TILES OF THE TRACE MOSAIC INTERSECT, CREATING A GEOMETRIC PATTERN WITH THE NATURAL FINISH AND SURFACES OF 3D BRUSHED AND 3D WAVE.

LE TESSERE RETTANGOLARI DEL MOSAICO TRACE SI INTERSECANO CREANDO UN MOTIVO GEOMETRICO CON LA FINITURA NATURALE E LE SUPERFICI 3D BRUSHED E 3D WAVE.

LES TESSELLES RECTANGULAIRES DE LA MOSAÏQUE TRACE SE CROISENT EN CRÉANT UN MOTIF GÉOMÉTRIQUE AVEC LA FINITION NATURELLE ET LES SURFACES 3D BRUSHED ET 3D WAVE.

DIE RECHTECKIGEN MOSAIKSTEINCHEN VON TRACE BILDEN EIN GEOMETRISCHES MOTIV AUS DER NATÜRLICHEN OBERFLÄCHE UND DEN ELEMENTEN 3D BRUSHED UND 3D WAVE.


LAS TESELAS RECTANGULARES DEL MOSAICO TRACE SE CRUZAN PARA CREAR UN PATRÓN GEOMÉTRICO CON EL ACABADO NATURAL Y LAS SUPERFICIES 3D BRUSHED Y 3D WAVE.

ПРЯМОУГОЛЬНЫЕ ЭЛЕМЕНТЫ МОЗАИКИ TRACE ПЕРЕПЛЕТАЮТСЯ В ГЕОМЕТРИЧЕСКИЙ МОТИВ С ПЛИТКАМИ 3D BRUSHED И 3D WAVE.



WALL
Boost Natural Ash 3D Wave Matte/Matt
50x120 cm | 19³/₈"x47¹/₄"

Boost Natural Ecu Mosaico Trace Mix Matte/Matt
30x29,2 cm | 11³/₄"x11¹/₂"



Natural wellness

In the bathroom, the reliefs of the 3D Brushed tiles give the walls a strong textured feeling, evoking the marks of raw earth worked by hand.

Nel bagno, i rilievi del rivestimento 3D Brushed conferiscono una decisa connotazione materica alle pareti, evocando i segni della lavorazione manuale della terra cruda.

Dans la salle de bain, les reliefs du revêtement 3D Brushed donnent une forte connotation matière aux murs, évoquant les signes du traitement manuel de a terre crue.

Im Bad sorgen die Reliefs des Wandbelags 3D Brushed mit ihren angedeuteten Spuren der manuellen Bearbeitung von ungebranntem Ton für eine ausgeprägt stoffliche Optik.

En el cuarto de baño, los relieves del revestimiento 3D Brushed dan una fuerte connotación material a las paredes, evocando los signos de la elaboración manual de la tierra cruda.

Рельеф плитки 3D Brushed придает стенам ванной комнаты выразительную фактурность, как если бы сырую глину обработали вручную.



INDEX

OVERVIEW

SPACES

RANGE

TECH. SPECS



WALL
 Boost Natural Kaolin 3D Brushed Matte/Matt
 50x120 cm | 19⁷/₈"x47¹/₄"



THE STRIPS OF THE PIANO MIX MOSAIC MIX THE SIMILAR COLORS AND TEXTURES OF THE NATURAL, 3D TEXTURED AND 3D BRUSHED SURFACES, CREATING AN INTERPLAY OF LIGHT AND SHADOWS RICH IN DETAILS.

I LISTELLI DEL MOSAICO PIANO MIX MESCOLANO LE TINTE OMOGENEE E LE TEXTURE DELLE SUPERFICI NATURALE, 3D TEXTURED E 3D BRUSHED, CREANDO UN GIOCO DI LUCI RICCO DI DETTAGLI.

LES BANDES DE LA MOSAÏQUE PIANO MIX MÉLANGENT LES COULEURS ET LES TEXTURES HOMOGÈNES DES SURFACES NATURAL, 3D TEXTURED ET 3D BRUSHED, CRÉANT UN JEU DE LUMIÈRE RICHE EN DÉTAILS.

DIE LEISTEN DES MOSAIKS PIANO MIX VERMISCHEN UNIFARBEN MIT DEN TEXTUREN DER OBERFLÄCHEN NATUR, 3D TEXTURED UND 3D BRUSHED IN EINEM DETAILREICHEN SPIEL MIT DEM LICHT.

LOS LISTONES DE MOSAICO PIANO MIX MEZCLAN LOS COLORES Y TEXTURAS HOMOGÉNEOS DE LAS SUPERFICIES NATURALE, 3D TEXTURED Y 3D BRUSHED, CREANDO UN JUEGO DE LUCES CON RIQUEZA DE DETALLES.

ПЛАНКИ МОЗАИКИ ПИАНО МИХ ПЕРЕМЕШИВАЮТ ОДНОРОДНЫЕ ТОНА И РАЗНЫЕ ФАКТУРЫ ПОВЕРХНОСТЕЙ NATURALE, 3D TEXTURED И 3D BRUSHED. ПОЛУЧАЕТСЯ БОГАТАЯ ИГРА СВЕТА.

WALL

Boost Natural Ash Mosaico Piano Mix Matte/Matt
50x40,5 cm | 19 7/8" x 16"

atlas concorde





FLOOR
 Boost Natural **Ash** Matte/Matt
 120x120 cm | 47¹/₄"x47¹/₄"

WALL
 Boost Natural **Ash Mosaico Piano Mix** Matte/Matt
 50x40,5 cm | 19⁷/₈"x16"

The essence of relaxation

With its large surface area, the 120x278 size brings out the essential nature of the raw-earth effect in every setting. The matte finish of the floor helps to give the surfaces an authentic effect

Con la sua ampia superficie, il formato 120x278 esalta l'essenzialità dell'effetto terra cruda in ogni contesto. La finitura matt del pavimento contribuisce a dare alle superfici un effetto autentico.

Avec sa grande surface, le format 120x278 renforce l'essentialité de l'effet terre crue dans n'importe quel contexte. La finition mate du sol contribue à donner aux surfaces un effet authentique.

Das großzügige Format 120x278 unterstreicht die schlichte Optik ungebrannten Tons in jedem Kontext. Die matte Oberflächenausführung des Bodens trägt zu der authentischen Wirkung der Oberflächen bei.

Con su gran superficie, el formato 120x278 realza la esencialidad del efecto tierra cruda en cualquier contexto. El acabado mate del pavimento contribuye a dar un efecto de autenticidad a las superficies.

Большая поверхность формата 120x278 усиливает эффект сырой глины в любом контексте. Матовая отделка напольных плиток добавляет им аутентичности.



atlas concorde



FLOOR
Boost Natural **Umber** Matte/Matt
120x120 cm | 47¹/₄"x47¹/₄"

Boost Natural **Umber** Grip
120x120 cm | 47¹/₄"x47¹/₄"

WALL
Boost Natural **Ecru** Matte/Matt
120x278 cm | 47¹/₄"x109¹/₂"

Boost Natural **Kaolin** Matte/Matt
120x278 cm | 47¹/₄"x109¹/₂"

Boost Natural **Ecru Mosaico Tumbled** Matte/Matt
31x31 cm | 12¹/₄"x12¹/₄"

FURNITURE
Marvel **Calacatta Delicato** Silk
120x278 cm | 47¹/₄"x109¹/₂"

FLOOR
Boost Natural **Umber** Matte/Matt
120x120 cm | 47 1/4" x 47 1/4"



The character of authenticity

Porcelain floor tiles are an ideal solution for domestic spaces like the kitchen. The Umber shade combined with the Ecru color of the worktop creates a simple style with a distinctive personality.

I pavimenti in gres porcellanato sono una soluzione ideale per ambienti domestici come la cucina. La tonalità Umber, in abbinamento al color Ecru del piano lavoro, crea uno stile sobrio ma di carattere.

Les sols en grès cérame sont une solution idéale pour les environnements domestiques tels que la cuisine. La teinte Umber, associée à la couleur Ecru du plan de travail, crée un style sobre mais de caractère.

Feinsteinzeugböden sind die idealen Lösungen in häuslichen Räumen wie der Küche. Der Farbton Umber erzeugt gemeinsam mit der Farbe Ecru der Arbeitsplatte einen nüchternen und zugleich charaktervollen Stil.

Los pavimentos de gres porcelánico son una solución ideal para ambientes domésticos como las cocinas. La tonalidad Umber en combinación con el color Ecru de la encimera, crea un estilo sobrio con carácter.

Пол из керамогранита – идеальное решение для домашней кухни. Тон Umber в сочетании с цветом Ecru столешницы создает строгий интерьер, с характером.



atlas concorde

RESISTANT TO SCRATCHES AND WEAR, LARGE PORCELAIN SLABS MAKE IT POSSIBLE TO CREATE KITCHEN COUNTERTOPS OFFERING SUPERIOR LEVELS OF PERFORMANCE.

RESISTENTI A GRAFFI E USURA, LE GRANDI LASTRE IN GRES PORCELLANATO PERMETTONO DI REALIZZARE PIANI CUCINA CON LIVELLI DI PERFORMANCE ELEVATI.

RÉSISTANTES AUX RAYURES ET À L'USURE, LES GRANDES DALLES EN GRÈS CÉRAME PERMETTENT DE RÉALISER DES PLANS DE TRAVAIL CUISINE AUX PERFORMANCES ÉLEVÉES.

DIE GROSSEN FEINSTEINZEUGPLATTEN SIND KRATZFEST UND VERSCHLEISSBESTÄNDIG. FÜR LEISTUNGSSTARKE KÜCHENARBEITSPALTEN.

RESISTENTES A LOS ARAÑAZOS Y AL DESGASTE, LAS GRANDES LOSAS DE GRES PORCELÁNICO PERMITEN CREAR ENCIMERAS DE COCINA CON ALTAS PRESTACIONES.

БОЛЬШИЕ ПЛИТЫ ИЗ КЕРАМОГРАНИТА УСТОЙЧИВЫ К ЦАРАПИНАМ, ИЗНОСУ И ПОЗВОЛЯЮТ СОЗДАВАТЬ СТОЛЕШНИЦЫ С ВЫСОКИМИ ЭКСПЛУАТАЦИОННЫМИ СВОЙСТВАМИ.



atlas concorde



atlas concorde

FLOOR
Boost Natural **Umber** Matte/Matt
120x120 cm | 47¹/₄"x47¹/₄"

COUNTERTOP
Marvel **Calacatta Prestigio** Silk
120x278 cm | 47¹/₄"x109¹/₂"

AtlasPlan
Boost Natural **Ecru** Hammered ∇ 12 mm
162x324 cm | 63³/₄"x127¹/₂"



FLOOR
Boost Natural **Umber** Matte/Matt
120x120 cm | 47¹/₄"x47¹/₄"

COUNTERTOP
AtlasPlan
Boost Natural **Ecrú** Hammered ✕ 12 mm
162x324 cm | 63³/₄"x127¹/₂"

The spaces of everyday life

Blending in harmoniously with the surrounding environment, the raw-earth-effect surfaces of Boost Natural add elegance and refinement to outdoor spaces as well.

Intrecciandosi in modo armonico con l'ambiente circostante, le superfici effetto terra cruda di Boost Natural donano eleganza e raffinatezza anche agli spazi esterni.

S'entrelaçant harmonieusement avec le milieu environnant, les surfaces effet terre crue de Boost Natural confèrent également élégance et raffinement aux espaces extérieurs.

Indem sie sich harmonisch in ihre Umgebung integrieren, verleihen die Beläge mit der Optik ungebrannten Tons der Kollektion Boost Natural auch Außenbereichen ausgesuchte Eleganz.

Combinándose armoniosamente con su ambiente, las superficies efecto tierra cruda de Boost Natural añaden elegancia y refinamiento también a los espacios exteriores.

Плитка с эффектом сырой глины Boost Natural вдыхает элегантность и в наружные пространства, гармонично вписываясь в пейзаж.





THE FLOORING OF THE INTERIOR CONTINUES WITHOUT INTERRUPTION, ENSURING A UNIFORM, COORDINATED STYLE IN THE ECRU TONE.

LA PAVIMENTAZIONE DELL'AMBIENTE INTERNO PROSEGUE IN ESTERNO SENZA SOLUZIONE DI CONTINUITÀ, ASSICURANDO UNO STILE UNIFORME E COORDINATO NELLA TONALITÀ ECRU.

LE REVÊTEMENT DE SOL DE L'INTÉRIEUR SE POURSUIT À L'EXTÉRIEUR SANS INTERRUPTION, ASSURANT UN STYLE UNIFORME ET COORDONNÉ DANS LA TEINTE ECRU.

DER BODENBELAG DES INNENBEREICHS SETZT SICH NAHTLOS AUCH IM FREIEN FORT, SODASS EIN EINHEITLICHER STIL IM FARBTON ECRU ENTSTEHT.

LOS PAVIMENTOS INTERIORES SE PROLONGAN A LA PERFECCIÓN HACIA EL EXTERIOR, GARANTIZANDO UN ESTILO UNIFORME Y COORDINADO EN TONO ECRU.

ПЛИТКА ЦВЕТА ECRU ГАРМОНИЧНО ТЯНЕТСЯ ИЗ ИНТЕРЬЕРА НА УЛИЦУ БЕЗ РАЗРЫВА РИСУНКА, ЧТО ПРИДАЕТ ОБСТАНОВКЕ ЭФФЕКТНУЮ СТИЛИСТИЧЕСКУЮ ЦЕЛНОСТЬ.

OUTDOOR

FLOOR

Boost Natural **Ecru** Textured Outdoor \pm 20 mm
120x120 cm | 47 $\frac{1}{4}$ "x47 $\frac{1}{4}$ "

WALL

Boost Natural **Umber** Matte/Matt
120x278 cm | 47 $\frac{1}{4}$ "x109 $\frac{1}{2}$ "



OUTDOOR

FLOOR
 Boost Natural **Ecrú** Textured Outdoor ± 20 mm
 120x120 cm | 47 1/4" x 47 1/4"

WALL
 Boost Natural **Umber** Matte/Matt
 120x278 cm | 47 1/4" x 109 1/2"

INDOOR

FLOOR
 Boost Natural **Ecrú** Matte/Matt
 120x120 cm | 47 1/4" x 47 1/4"

WALL
 Boost Natural **Umber** Matte/Matt
 120x278 cm | 47 1/4" x 109 1/2"



FLOOR
 Boost Natural **Ecrú** Matte/Matt
 120x120 cm | 47¹/₄"x47¹/₄"

WALL
 Boost Natural **Umber** Matte/Matt
 120x278 cm | 47¹/₄"x109¹/₂"

Interacting materials

The dusty nuances of the raw earth effect interact perfectly with the simple shades of the stone look, creating a range of creative solutions.

Le nuance polverose dell'effetto terra cruda dialogano alla perfezione con le tonalità essenziali dell'effetto pietra, dando vita a un ventaglio di soluzioni creative.

Les nuances poussiéreuses de l'effet terre crue interagissent parfaitement avec les nuances essentielles de l'effet pierre, donnant vie à une gamme de solutions créatives.

Die staubigen Nuancen der Optik roher Erde dialogieren perfekt mit den schlichten Farben der Steinoptik und erlauben vielfältige kreative Ideen.

Los matices polvorientos del efecto tierra cruda dialogan perfectamente con los tonos esenciales del efecto piedra, creando una gama de soluciones creativas.

Пыльные тона эффекта сырой глины идеально сочетаются с неброскими оттенками рисунка камня, позволяя создавать огромное множество креативных решений.





atlas concorde

THE ESTHETIC AFFINITY BETWEEN BOOST NATURAL AND BOOST STONE IS PERFECT FOR DEFINING FUNCTIONAL SPACES THROUGH ELEGANT CONTRASTS OF DIFFERENT MATERIALS.

L'AFFINITÀ PROGETTUALE TRA BOOST NATURAL E BOOST STONE È PERFETTA PER DEFINIRE GLI SPAZI FUNZIONALI ATTRAVERSO ELEGANTI CONTRASTI DI MATERIE DIFFERENTI.

L'AFFINITÉ DE CONCEPTION ENTRE BOOST NATURAL ET BOOST STONE EST PARFAITE POUR DÉFINIR DES ESPACES FONCTIONNELS GRÂCE À DES CONTRASTES ÉLÉGANTS DE DIFFÉRENTS MATÉRIAUX.

DIE KONZEPTUELLE AFFINITÄT ZWISCHEN BOOST NATURAL UND BOOST STONE BIETET SICH DAZU AN, FUNKTIONSBEREICHE DURCH ELEGANTE KONTRASTE ZWISCHEN UNTERSCHIEDLICHEN MATERIALIEN ZU DIFFERENZIEREN.

LA AFINIDAD DE DISEÑO ENTRE BOOST NATURAL Y BOOST STONE ES PERFECTA PARA DEFINIR ESPACIOS FUNCIONALES MEDIANTE ELEGANTES CONTRASTES DE MATERIALES DIFERENTES.

BOOST NATURAL И BOOST STONE РАЗНОХАРАКТЕРНЫ, НО В ТО ЖЕ ВРЕМЯ СХОДНЫ МЕЖДУ СОБОЙ, ЧТО ПОЗВОЛЯЕТ СОЗДАВАТЬ ЭЛЕГАНТНЫЕ КОНТРАСТЫ.



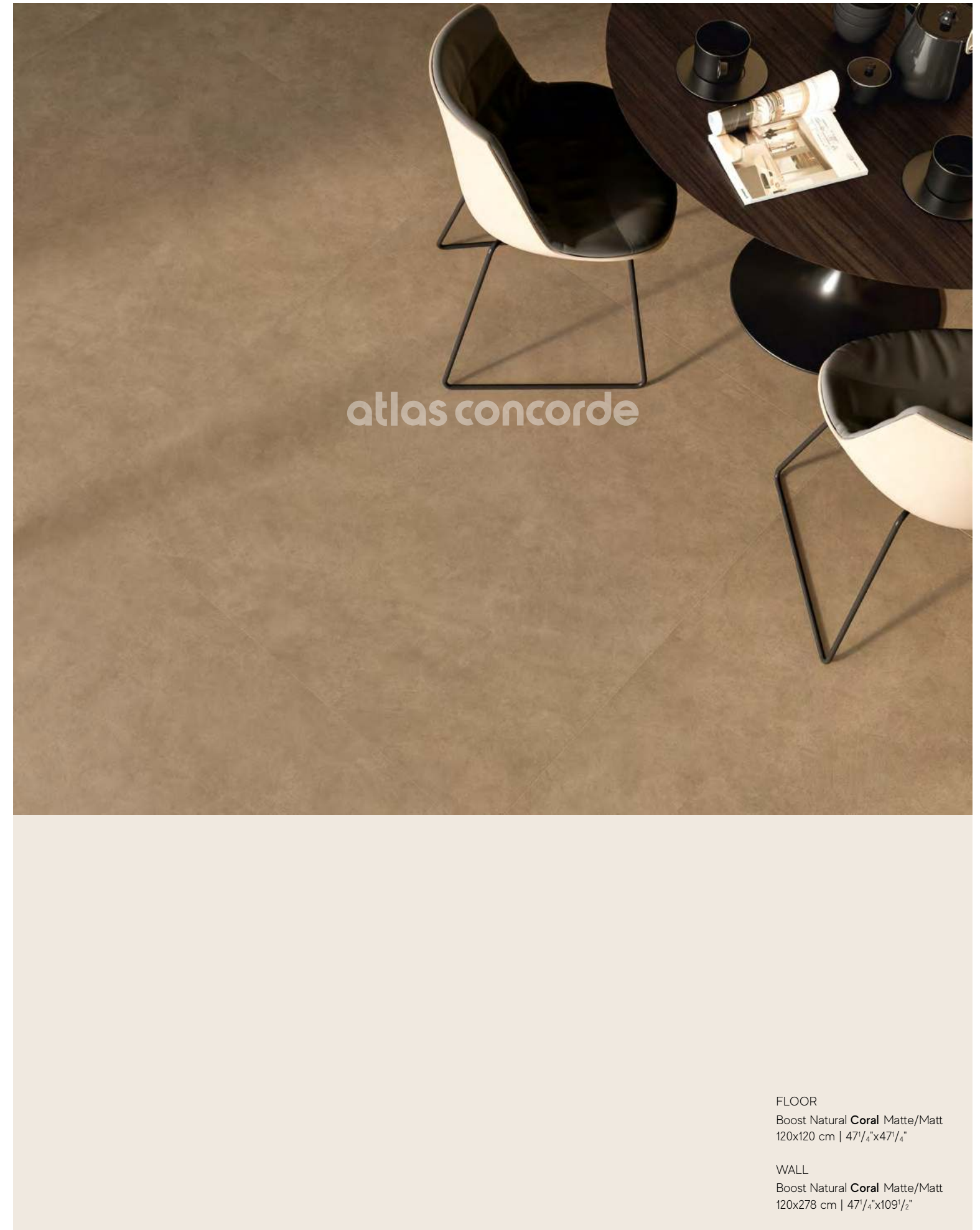
FLOOR
Boost Natural **Coral** Matte/Matt
120x120 cm | 47¹/₄"x47¹/₄"

WALL
Boost Natural **Coral** Matte/Matt
120x278 cm | 47¹/₄"x109¹/₂"

Boost Stone **Ivory** Matte/Matt
120x278 cm | 47¹/₄"x109¹/₂"



atlas concorde



atlas concorde

FLOOR
 Boost Natural **Coral** Matte/Matt
 120x120 cm | 47 1/4" x 47 1/4"

WALL
 Boost Natural **Coral** Matte/Matt
 120x278 cm | 47 1/4" x 109 1/2"



atlas concorde

WALL
 Boost Natural **Kaolin 3D Texture** Matte/Matt
 50x120 cm | 19⁵/₈"x47¹/₄"

Harmonic contrasts

The combination of the neutral tones of Coal on the floor and Ash on the wall is enhanced by the personality of Cobalt, a dash of color that adds a contemporary touch to the environment.

L'accostamento tra le tinte neutre Coal a pavimento e Ash a parete viene esaltato dalla personalità di Cobalt, un accento di colore che dona un tocco contemporaneo all'ambiente.

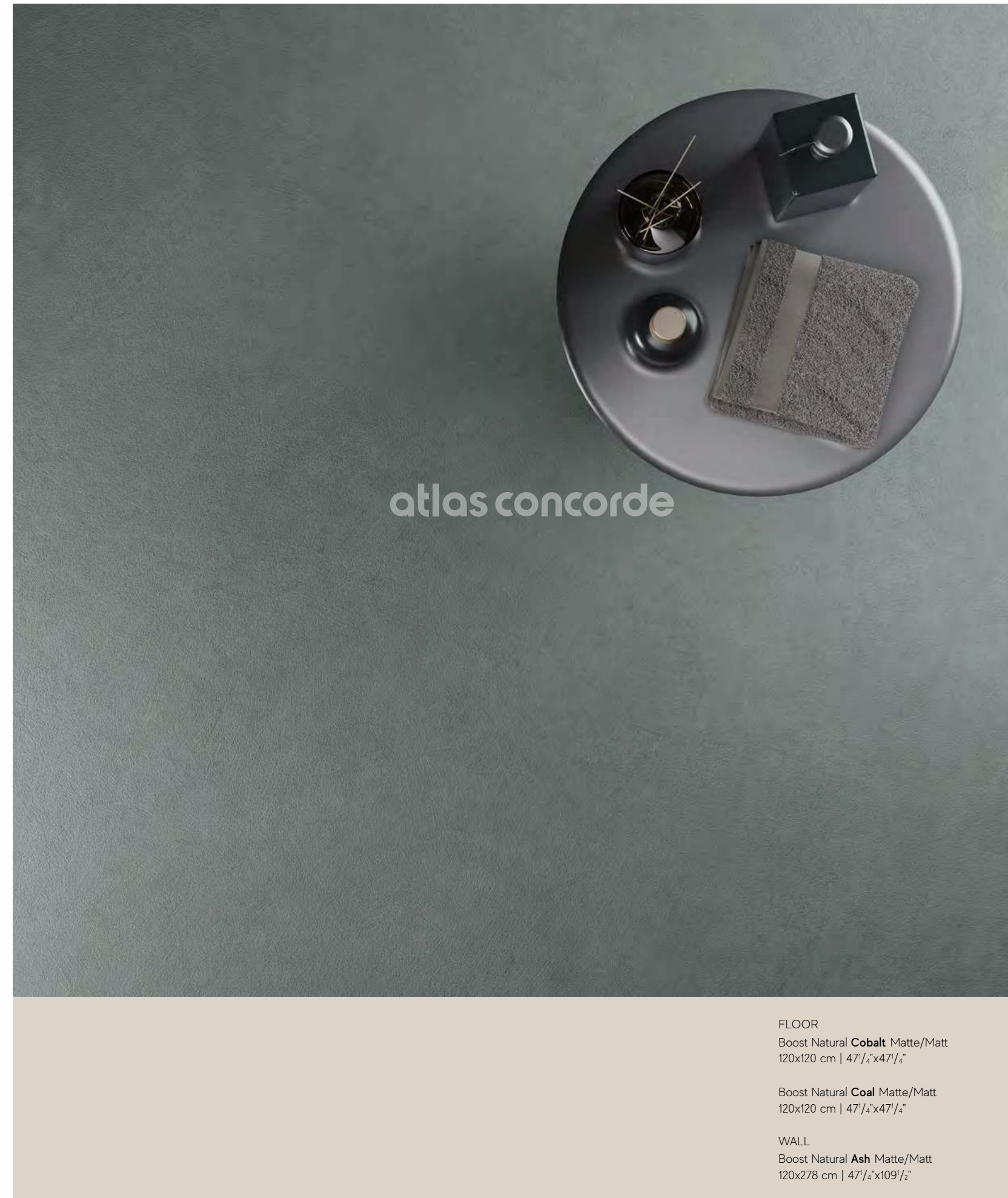
La combinaison des nuances neutre de Coal au sol et de Ash au mur est rehaussée par la personnalité du Cobalt, un accent de couleur qui donne une touche contemporaine à l'environnement.

Die Kombination der neutralen Farben Coal am Boden und Ash an der Wand wird noch betont durch die Persönlichkeit von Cobalt, einem Farbakzent, der dem Raum einen kontemporären Look verleiht.

La combinación de los colores neutros Coal en pavimentos y Ash en la pared se ve realizada por la personalidad de Cobalt, un acento de color que da un toque contemporáneo al ambiente.

В нейтральное сочетание напольного цвета Coal и настенного Ash ярко вторгается акцентный тон Cobalt, который придает обстановке свежее современное звучание.





atlas concorde

FLOOR
 Boost Natural **Cobalt** Matte/Matt
 120x120 cm | 47¹/₄"x47¹/₄"

Boost Natural **Coal** Matte/Matt
 120x120 cm | 47¹/₄"x47¹/₄"

WALL
 Boost Natural **Ash** Matte/Matt
 120x278 cm | 47¹/₄"x109¹/₂"

INSPIRED BY THE LATEST TRENDS IN INTERIOR DESIGN, COBALT IS ALSO AVAILABLE IN THE 120X278 FORMAT TO COVER WALLS ALL THE WAY TO THE CEILING IN ELEGANT COMMERCIAL SPACES.

ISPIRATA AGLI ULTIMI TREND DELL'INTERIOR DESIGN, LA COLORAZIONE COBALT È DISPONIBILE ANCHE NEL FORMATO 120X278 PER RIVESTIRE PARETI A TUTTA ALTEZZA IN ELEGANTI SPAZI COMMERCIALI.

INSPIRÉE DES DERNIÈRES TENDANCES EN DÉCORATION D'INTÉRIEUR, LA COULEUR COBALT EST ÉGALEMENT DISPONIBLE AU FORMAT 120X278 POUR HABILLER LES MURS TOUTE HAUTEUR DES ESPACES COMMERCIAUX ÉLÉGANTS.

DIE AN DEN NEUESTEN INNENDESIGNTRENDS INSPIRIERTE FARBE COBALT IST AUCH IM FORMAT 120X278 ERHÄLTlich, UM ELEGANTE VERKAUFSRÄUME WANDHOCH ZU VERKLEIDEN.

INSPIRADO EN LAS ÚLTIMAS TENDENCIAS DEL DISEÑO DE INTERIORES, EL COLOR COBALT TAMBIÉN ESTÁ DISPONIBLE EN EL FORMATO 120X278 PARA CUBRIR PAREDES DE ALTURA COMPLETA EN ESPACIOS COMERCIALES ELEGANTES.

ЦВЕТ COBALT, ОТРАЖАЮЩИЙ ПОСЛЕДНИЕ ТРЕНДЫ В ДИЗАЙНЕ ИНТЕРЬЕРА, ДОСТУПЕН ТАКЖЕ В ФОРМАТЕ 120X278 ДЛЯ ЦЕЛЬНОГО ПОКРЫТИЯ СТЕН КОММЕРЧЕСКИХ ПРОСТРАНСТВ НА ВСЮ ВЫСОТУ.



FLOOR
Boost Natural **Coal** Matte/Matt
120x120 cm | 47¹/₄"x47¹/₄"

WALL
Boost Natural **Cobalt** Matte/Matt
120x278 cm | 47¹/₄"x109¹/₂"





"The meeting with Atlas Concorde offered an opportunity to design a collection that conveyed the artistic value of raw earth."

"L'incontro con Atlas Concorde ha sin da subito rappresentato un elemento di valore per progettare una collezione in cui trasferire la valenza artistica della materia."

Matteo Brioni



BOOST NATURAL

Porcelain tiles


COLOURED BODY PORCELAIN TILES - RECTIFIED MONOCALIBER

GRES PORCELLANATO COLORATO IN MASSA - RETTIFICATO MONOCALIBRO

Grès cérame coloré dans la masse - Rectifié mono-calibre / Durchgefärbtes Feinsteinzeug - Geschliffen einkalibrig /

Gres porcelánico coloreado en masa - Rectificado monocalibre / Керамический гранит окрашенный в массе - Ретифицированный в одном калибре

Cobalt: glazed porcelain tiles / gres porcellanato smaltato / carreaux en grès cérame émaillé / glasierte Feinsteinzeugfliesen / gres porcelánico esmaltado / глазурованный керамогранит



Size	Thickness	Kaolin	Ash	Ecu	Umber	Coal	Cobalt	Coral
120x278 cm - 47 ¹ / ₄ "x109 ¹ / ₂ "	± 6 mm	Matte	Matte	Matte	Matte	Matte	Matte	Matte
120x120 cm - 47 ¹ / ₄ "x47 ¹ / ₄ "	± 9 mm	Matte	Matte	Matte	Matte	Matte	Matte	Matte
60x120 cm - 23 ⁵ / ₈ "x47 ¹ / ₄ "	± 9 mm	Matte	Matte	Matte	Matte	Matte	Matte	Matte
60x60 cm - 23 ⁵ / ₈ "x23 ⁵ / ₈ "	± 9 mm	Matte	Matte	Matte	Matte	Matte		
30x60 cm - 11 ³ / ₄ "x23 ⁵ / ₈ "	± 9 mm	Matte	Matte	Matte	Matte	Matte		



Outdoor and Wet Areas

Size	Thickness	Kaolin	Ash	Ecu	Umber	Coal	Cobalt	Coral
120x120 cm - 47 ¹ / ₄ "x47 ¹ / ₄ "	± 9 mm	Grip	Grip	Grip	Grip	Grip		
60x120 cm - 23 ⁵ / ₈ "x47 ¹ / ₄ "	± 9 mm	Grip	Grip	Grip	Grip	Grip		
120x120 cm - 47 ¹ / ₄ "x47 ¹ / ₄ "	± 20 mm	Textured	Textured	Textured				
60x60 cm - 23 ⁵ / ₈ "x23 ⁵ / ₈ "	± 20 mm	Textured	Textured	Textured				

Atlas Plan

Size	Thickness	Kaolin	Ash	Ecu	Umber	Coal	Cobalt	Coral
162x324 cm - 63 ³ / ₄ "x127 ¹ / ₂ "	± 12 mm			Hammered				

Wall tiles

WHITE-BODY WALL TILES - RECTIFIED MONOCALIBER

RIVESTIMENTI IN PASTA BIANCA - RETTIFICATO MONOCALIBRO

Revêtements en pâte blanche - Rectifié mono-calibre / Weißscherbige Wandfliesen - Geschliffen einkalibrig

Revestimientos en pasta blanca - Rectificado monocalibre / Настенная плитка из белой глины - Ретифицированный в одном калибре

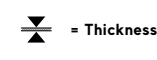
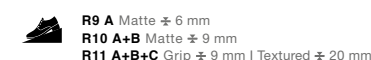


Size	Thickness	Kaolin	Ash	Ecu
50x120 cm - 19 ⁵ / ₈ "x47 ¹ / ₄ "	± 8,5 mm	Matte	Matte	Matte
50x120 cm - 19 ⁵ / ₈ "x47 ¹ / ₄ " 3D Brushed	± 8,5 mm	Matte	Matte	Matte
50x120 cm - 19 ⁵ / ₈ "x47 ¹ / ₄ " 3D Texture	± 8,5 mm	Matte	Matte	Matte
50x120 cm - 19 ⁵ / ₈ "x47 ¹ / ₄ " 3D Wave	± 8,5 mm	Matte	Matte	Matte

Destination of use



Anti-slip



Color-shading



KAOLIN

ASH

ECRU

UMBER

COAL

COBALT

CORAL

INDEX

OVERVIEW

SPACES

RANGE

TECH. SPECS

Porcelain tile decors

Boost Natural Kaolin
Mosaico Rhombus Matt
36,7x33,8 cm - 14 1/2"x13 1/4"



Boost Natural Ash
Mosaico Rhombus Matt
36,7x33,8 cm - 14 1/2"x13 1/4"



Boost Natural Ecrú
Mosaico Rhombus Matt
36,7x33,8 cm - 14 1/2"x13 1/4"



Boost Natural Umber
Mosaico Rhombus Matt
36,7x33,8 cm - 14 1/2"x13 1/4"



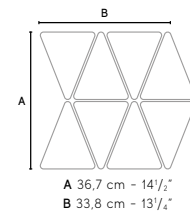
Boost Natural Coal
Mosaico Rhombus Matt
36,7x33,8 cm - 14 1/2"x13 1/4"



Boost Natural Cobalt
Mosaico Rhombus Matt
36,7x33,8 cm - 14 1/2"x13 1/4"



Boost Natural Coral
Mosaico Rhombus Matt
36,7x33,8 cm - 14 1/2"x13 1/4"



Boost Natural Kaolin
Mosaico Tumbled Matt
31x31 cm - 12 1/4"x12 1/4"



Boost Natural Ash
Mosaico Tumbled Matt
31x31 cm - 12 1/4"x12 1/4"



Boost Natural Ecrú
Mosaico Tumbled Matt
31x31 cm - 12 1/4"x12 1/4"



Boost Natural Umber
Mosaico Tumbled Matt
31x31 cm - 12 1/4"x12 1/4"



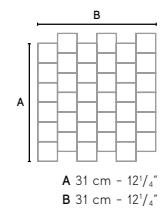
Boost Natural Coal
Mosaico Tumbled Matt
31x31 cm - 12 1/4"x12 1/4"



Boost Natural Cobalt
Mosaico Tumbled Matt
31x31 cm - 12 1/4"x12 1/4"



Boost Natural Coral
Mosaico Tumbled Matt
31x31 cm - 12 1/4"x12 1/4"



BOOST NATURAL

Wall tiles

WHITE-BODY WALL TILES - RECTIFIED MONOCALIBER

RIVESTIMENTI IN PASTA BIANCA - RETTIFICATO MONOCALIBRO

Revêtements en pâte blanche - Rectifié mono-calibre / Weißscherbige Wandfliesen - Geschliffen einkalibrig

Revestimientos en pasta blanca - Rectificado monocolor / Настенная плитка из белой глины - Ретицированный в одном калибре

Sizes	Thickness	Surface finish	Available colors
50x120 cm - 19 ⁵ / ₈ "x47 ¹ / ₄ "	± 8,5 mm	Matte	> Kaolin, Ash, Ecrú
50x120 cm - 19 ⁵ / ₈ "x47 ¹ / ₄ "	± 8,5 mm 3D Wall	Matte	> Kaolin, Ash, Ecrú



3D BRUSHED

Boost Natural Kaolin

50x120 cm - 19⁵/₈"x47¹/₄"




Boost Natural 3D Brushed Kaolin

50x120 cm - 19⁵/₈"x47¹/₄"



Boost Natural Ash

50x120 cm - 19⁵/₈"x47¹/₄"




Boost Natural 3D Brushed Ash

50x120 cm - 19⁵/₈"x47¹/₄"



Boost Natural Ecrú

50x120 cm - 19⁵/₈"x47¹/₄"



Boost Natural 3D Brushed Ecrú

50x120 cm - 19⁵/₈"x47¹/₄"



3D TEXTURE

Boost Natural 3D Texture Kaolin

50x120 cm - 19⁵/₈"x47¹/₄"



Boost Natural 3D Texture Ash

50x120 cm - 19⁵/₈"x47¹/₄"



Boost Natural 3D Texture Ecrú

50x120 cm - 19⁵/₈"x47¹/₄"



3D WAVE

Boost Natural 3D Wave Kaolin

50x120 cm - 19⁵/₈"x47¹/₄"



Boost Natural 3D Wave Ash

50x120 cm - 19⁵/₈"x47¹/₄"



Boost Natural 3D Wave Ecrú

50x120 cm - 19⁵/₈"x47¹/₄"



BOOST NATURAL
Wall tile decors

Boost Natural Kaolin
 Mosaico Piano Matt
 50x40,5 cm - 19⁵/₈"x16"



Boost Natural Ash
 Mosaico Piano Matt
 50x40,5 cm - 19⁵/₈"x16"



Boost Natural Ecrú
 Mosaico Piano Matt
 50x40,5 cm - 19⁵/₈"x16"



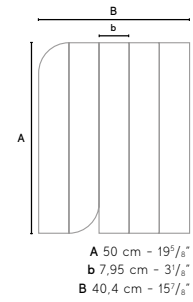
Boost Natural Kaolin
 Mosaico Piano Mix Matt
 50x40,5 cm - 19⁵/₈"x16"



Boost Natural Ash
 Mosaico Piano Mix Matt
 50x40,5 cm - 19⁵/₈"x16"



Boost Natural Ecrú
 Mosaico Piano Mix Matt
 50x40,5 cm - 19⁵/₈"x16"



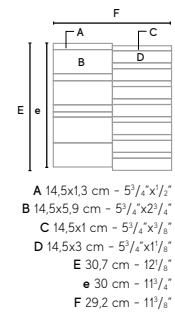
Boost Natural Kaolin
 Mosaico Trace Mix Matt
 30x29,2 cm - 11³/₄"x11¹/₂"



Boost Natural Ash
 Mosaico Trace Mix Matt
 30x29,2 cm - 11³/₄"x11¹/₂"



Boost Natural Ecrú
 Mosaico Trace Mix Matt
 30x29,2 cm - 11³/₄"x11¹/₂"



BOOST NATURAL

Trim tiles

Indoor trim tiles

Boost Natural Battiscopa Sagomato Sx/Dx ✓
Matt
7,2x30 cm - 2⁷/₈"x11¹/₄"

Boost Natural Corner A.E. ✓ ✎
1x1 cm - 3¹/₈"x3¹/₈"

Boost Natural Battiscopa ✎
Matt
7,2x120 cm - 2⁷/₈"x47¹/₄"

Boost Natural Scalino ✓
Matt
33x120 cm - 13"x47¹/₄"

Boost Natural Scalino ✓
Matt
33x60 cm - 13"x23³/₈"

Boost Natural Battiscopa ✎
Matt
7,2x60 cm - 2⁷/₈"x23³/₈"

Boost Natural Gradino ✓ ✎
Matt
30x120 cm - 11³/₄"x47¹/₄"

Boost Natural Gradino ✓ ✎
Matt
30x60 cm - 11³/₄"x23³/₈"

Boost Natural Scalino Angolare ✓
Matt
33x33 cm - 13"x13"

Boost Natural Corner ✎
1x120 cm - 3¹/₈"x47¹/₄"

Outdoor trim tiles

Boost Natural Elemento L Grip ✓ ✎
33x120 H.4 cm
13"x47¹/₄" H. 1¹/₈"

Available in / Disponibile in:
✎ Kaolin, Ash, Ecrú, Umber, Coal
✓ These parts are supplied to order / I pezzi sono disponibili su ordinazione

Outdoor trim tiles ± 20 mm

Boost Natural Round SP ✎ ✎
33x120 cm - 13"x47¹/₄"

Boost Natural Costa Design SP ✎ ✎
33x120 cm - 13"x47¹/₄"

Boost Natural Elemento L SP ✎ ✎
33x120 cm - 13"x47¹/₄"
20x60 cm - 7⁷/₈"x23³/₈"

Boost Natural Alzata SP ✎ ✎
20x120 cm - 7⁷/₈"x47¹/₄"

Boost Natural Top SP ✎ ✎
30x120 cm - 11³/₄"x47¹/₄"
30x60 cm - 11³/₄"x23³/₈"

Boost Natural Curve 60 ✎ ✎
60x60 cm - 23³/₈"x23³/₈"

Boost Natural Smussato ✎ ✎
30x60 cm - 11³/₄"x23³/₈"

Boost Natural Round ✎ ✎
60x60 cm - 23³/₈"x23³/₈"
30x60 cm - 11³/₄"x23³/₈"

Boost Natural Gradino Round ✎ ✎
30x60 cm - 11³/₄"x23³/₈"

Boost Natural Lineare ✎ ✎
30x60 cm - 11³/₄"x23³/₈"

Boost Natural Griglia ✎ ✎
15x60 cm - 5⁷/₈"x23³/₈"
20x60 cm - 7⁷/₈"x23³/₈"

Boost Natural Bordo Piscina ✎ ✎
30x60 cm - 11³/₄"x23³/₈"

Available in / Disponibile in:
✎ Kaolin, Ash, Ecrú
✓ These parts are supplied to order / I pezzi sono disponibili su ordinazione
✎ Right-left angular elements are available / Sono disponibili gli elementi angolari dx/sx

Wall trim tiles

Boost Natural Corner ✎ ✎
1,4x50 cm - 5⁵/₈"x19¹/₈"

Boost Natural Corner A.E. ✓
1,4x1,4 cm - 5⁵/₈"x2¹/₈"

Available in / Disponibile in:
✎ Kaolin, Ash, Ecrú, 3D Brushed Kaolin / Ash / Ecrú, 3D Texture Kaolin / Ash / Ecrú
✓ These parts are supplied to order / I pezzi sono disponibili su ordinazione

Porcelain tiles ± 20 mm

For further details on the 20mm thick products, related trim pieces and installation systems - in particular for recommendations and precautions during installation- please refer to the Outdoor Design section on the Atlas Concorde website or to the Outdoor Design catalogue. Per dettagli sul prodotto e sui relativi pezzi speciali in 20mm di spessore, per i sistemi di posa e, in particolare, per raccomandazioni, accorgimenti e precauzioni in fase di posa e progettazione, si raccomanda di prendere visione del catalogo Outdoor Design e della sezione Outdoor Design del sito Atlas Concorde. / Pour plus de renseignements sur le produit, les pièces spéciales de 20mm d'épaisseur et sur les systèmes de pose, ainsi que pour tous conseils et recommandations et précautions d'emploi pendant la pose ou en phase de conception, nous vous recommandons de lire le catalogue Outdoor Design et de consulter la section Outdoor Design sur le site d'Atlas Concorde. / Bitte beachten Sie die detaillierten Informationen zum Produkt und zu den zugehörigen Formteilen in 20mm Stärke, zu den Verlegesystemen sowie vor allem die Empfehlungen, Tipps und bei der Planung und Verlegung zu beachtenden Vorsichtsmaßnahmen, die im Katalog Outdoor Design sowie im Bereich Outdoor Design der Atlas Concorde-Website aufgeführt sind. / Para mayor información sobre el producto y sus relativas piezas especiales de 20mm de grosor, para los sistemas de colocación, y en particular, para las recomendaciones, cautelas y precauciones en la fase de colocación y diseño, se recomienda consultar el catálogo Outdoor Design y la sección Outdoor Design del sitio Atlas Concorde. / Подробнее о плитках и о специальных элементах толщиной 20мм, о системах монтажа, о мерах предосторожности при проектировании и укладке можно узнать в каталоге Outdoor Design и в разделе Outdoor Design на сайте Atlas Concorde.



Note

For information and details relating to codes, packaging and weight it is recommended to refer to the latest pricelist. / Per le informazioni e i dati relativi a codici, imballaggi e pesi occorre sempre consultare l'ultimo listino aggiornato e in vigore. / Pour toutes informations et renseignements concernant les codes, les emballages et les poids, il y a toujours lieu de consulter le dernier tarif en vigueur et mis à jour. / Für Informationen und Daten die den Code, die Verpackung und das Gewicht betreffen bitte die aktuellste Preisliste zugrunde legen. / Para acceder a la información y a los datos relativos a códigos, embalajes y pesos hay que consultar siempre la última lista de precios actualizada y vigente. / Для информации о кодах, упаковках и весе обращайтесь к последнему действующему прайс-листу.

Colors and optical features of the materials illustrated in this catalogue are to be regarded as mere indications. / I colori e le caratteristiche estetiche dei materiali illustrati nel presente catalogo sono da ritenersi puramente indicativi. / Les coloris et les caractéristiques esthétiques des références illustrées dans le catalogue sont donnés à titre purement indicatif. / Die Farben und die ästhetischen Eigenschaften der in diesem Katalog abgebildeten Produkte sind als reine Richtwerte zu betrachten. / Los colores y las características estéticas de los materiales ilustrados en el presente catálogo deben ser considerados como puramente indicativos. / Цвета и эстетические характеристики описанных в настоящем каталоге материалов являются только ориентировочными.

Atlas Concorde reserves the right to modify any product without notice and will not be liable for any direct or indirect damage resulting from such modifications. / Atlas Concorde si riserva di modificare i prodotti senza preavviso, declinando ogni responsabilità su eventuali danni diretti o indiretti derivanti da eventuali modifiche. / Atlas Concorde se réserve le droit de modifier ses produits sans préavis et décline toute responsabilité concernant les éventuels dommages directs ou indirects qui pourraient dériver de ces modifications. / Atlas Concorde behält sich das Recht vor jederzeit und ohne vorherige Ankündigung, die Produkte zu verändern, und lehnt jede Haftung bei direkten oder indirekten Schäden ab, die von diesen Veränderungen herrühren. / Atlas Concorde se reserva el derecho de modificar los productos sin previo aviso, rechaza cualquier responsabilidad sobre eventuales daños directos o indirectos derivados de eventuales modificaciones. / Atlas Concorde оставляет за собой право изменять характеристики изделий без предварительного уведомления, отклоняя при этом любую ответственность за прямые или косвенные убытки, возникшие в результате изменений.

THANKS TO

FANTINI
www.fantini.it

cielo
www.ceramicacielo.it

PANZERI
www.panzeri.it

Artemide
www.artemide.com

Poliform
www.poliform.it

TERRYLIFE
www.terrylife.it

White-body wall tiles - Rectified monocaliber

Rivestimenti in pasta bianca - Rettificato monocalibro



Compliant with standards EN 14411 annex L group BIII
 Compliant with standards ISO 13006 annex L group BIII
 Conforme alla norma EN 14411 Appendice L gruppo BIII
 Conforme alla norma ISO 13006 Appendice L gruppo BIII

50x120 cm - 19 5/8"x47 1/4" ± 8,5 mm

Technical features Caratteristiche tecniche	Test Method Metodo di prova	Requirements for nominal size N Requisiti per dimensione nominale N		
		7 cm ≤ N < 15 cm		N ≥ 15 cm
		(mm)	(%)	(mm)
Length and width Lunghezza e larghezza	ISO 10545-2	± 0,4 (*) Rect.	± 0,3 (*) Rect.	± 1,0 (*) Rect.
Thickness Spessore		± 0,5 (**)	± 10 (**)	± 0,5 (**)
Straightness of sides Rettilinearità degli spigoli		± 0,4 (***) Rect.	± 0,3 (***) Rect.	± 0,8 (***) Rect.
Rectangularity Ortogonalità		± 0,4 (****) Rect.	± 0,3 (****) Rect.	± 1,5 (****) Rect.
Surface flatness Planarità	ISO 10545-2	c.c. ± 0,6 Rect.	c.c. ± 0,4 Rect.	c.c. ± 1,8 Rect.
		e.c. ± 0,6 Rect.	e.c. ± 0,4 Rect.	e.c. ± 1,8 Rect.
		w. ± 0,6 Rect.	w. ± 0,4 Rect.	w. ± 1,8 Rect.
Water absorption (in% by mass) Massa d'acqua assorbita (come % della massa)	ISO 10545-3	Average >10%. When the average > 20%, this shall be indicated. Individual value > 9% Media >10%. Se questo valore > 20%, deve essere indicato. Valore Singolo > 9%		
Breaking strength Sforzo di rottura	ISO 10545-4	S ≥ 600 N		
		R ≥ 15 N/mm²		
Modulus of rupture Resistenza alla flessione		R ≥ 15 N/mm²		
Coefficient of thermal linear expansion Coefficiente di dilatazione termica lineare	ISO 10545-8	Declared value Valore dichiarato		
Thermal shock resistance Resistenza agli sbalzi termici	ISO 10545-9	Pass according to EN ISO 10545-1 Test superato in accordo con ISO 10545-1		
Moisture expansion (in mm/m) Dilatazione all'umidità (in mm/m)	ISO 10545-10	Declared value Valore dichiarato		
Crazing resistance Resistenza al cavillo	ISO 10545-11	Pass according to EN ISO 10545-1 Test superato in accordo con ISO 10545-1		
Bond strength/adhesion for improved cementitious adhesives Adesione a trazione con adesivi cementizi migliorati	EN 1348	Declared value Valore dichiarato		
Reaction to fire Reazione al fuoco	-	Class A1 Classe A1		
Resistance to household chemicals and swimming pool salts Resistenza ai prodotti chimici di uso domestico ed agli additivi per piscina	ISO 10545-13	Minimum Class B Classe minima B		
		Declared Class Classe dichiarata		
		Declared Class Classe dichiarata		
Resistance to staining Resistenza alle macchie	ISO 10545-14	Minimum Class 3 Classe 3 minima		
Release of dangerous substances: Cadmium (in mg/dm²) and Lead (in mg/dm²) Rilascio di sostanze pericolose: Cadmio (in mg/dm²) e Piombo (in mg/dm²)	ISO 10545-15	Declared value Valore dichiarato		

(*) The permissible deviation, in % or mm, of the average size for each tile (2 or 4 sides) from work size (WS). Deviazione ammissibile, in % oppure mm, della dimensione media di ogni piastrella (2 oppure 4 lati) dalla dimensione di fabbricazione (WS).
 (**) The permissible deviation, in % or mm, of the average thickness for each tile from the work size thickness (WS). Deviazione ammissibile, in % oppure mm, dello spessore medio di ogni piastrella dallo spessore riportato nella dimensione di fabbricazione (WS).
 (***) The maximum permissible deviation from straightness, in % or mm, related to the corresponding work sizes (WS). Deviazione massima ammissibile di rettilineità, in % oppure mm, in rapporto alle dimensioni di fabbricazione (WS) corrispondenti.
 (****) The maximum permissible deviation from rectangularity, in % or mm, related to the corresponding work sizes (WS). Deviazione massima ammissibile di ortogonalità, in % oppure mm, in rapporto alle dimensioni di fabbricazione (WS) corrispondenti.
 c.c. The maximum permissible deviation from centre curvature, in % or mm, related to diagonal calculated from the work sizes (WS). Deviazione massima ammissibile della curvatura del centro, in % oppure mm, in rapporto alla diagonale calcolata secondo le dimensioni di fabbricazione (WS).
 e.c. The maximum permissible deviation from edge curvature, in % or mm, related to the corresponding work sizes (WS). Deviazione massima ammissibile della curvatura dello spigolo, in % oppure mm, in rapporto alle dimensioni di fabbricazione (WS) corrispondenti.
 w. The maximum permissible deviation from warpage, in % or mm, related to diagonal calculated from the work sizes (WS). Deviazione massima ammissibile dello sverglamento, in % oppure mm, in rapporto alla diagonale calcolata secondo le dimensioni di fabbricazione (WS).

Wall tiles	
Suitable for Conforme	
Suitable for Conforme	
Suitable for Conforme	
Suitable for Conforme	
Suitable for Conforme	3D WALL Not applicable Non applicabile
10% < E _v ≤ 20 %	
S ≥ 600 N	
R ≥ 15 N/mm²	
≤ 7MK ⁻¹	
Resistant Resiste	
≤ 0,06% (0,6mm/m)	
Resistant Resiste	
≥ 1,0 N/mm² (Class C2 - EN 12004)	
A1	
A	
LA	
HA	
5	
≤ 0,01 mg/dm² Cd ≤ 0,1 mg/dm² Pb	

Coloured body porcelain tiles - Rectified monocaliber

Gres porcellanato colorato in massa - Rettificato monocalibro



Compliant with standards EN 14411 annex G group BII
 Compliant with standards ISO 13006 annex G group BII
 Conforme alla norma EN 14411 Appendice G gruppo BII
 Conforme alla norma ISO 13006 Appendice G gruppo BII


120x278 cm - 47 1/4"x109 1/2" ± 6 mm

120x120 cm - 47 1/4"x47 1/4" ± 9 mm
 60x120 cm - 23 3/8"x47 1/4" ± 9 mm
 60x60 cm - 23 3/8"x23 3/8" ± 9 mm
 30x60 cm - 11 3/4"x23 3/8" ± 9 mm

Technical features Caratteristiche tecniche	Test Method Metodo di prova	Requirements for nominal size N / Requisiti per dimensione nominale N		
		7 cm ≤ N < 15 cm		N ≥ 15 cm
		(mm)	(%)	(mm)
Length and width Lunghezza e larghezza	ISO 10545-2	± 0,9 (*) Non-rect. ± 0,4 (*) Rect.	± 0,6 (*) Non-rect. ± 0,3 (*) Rect.	± 2,0 (*) Non-rect. ± 1,0 (*) Rect.
		± 0,5 (**)	± 5 (**)	± 0,5 (**)
		± 0,8 (***) Non-rect. ± 0,4 (***) Rect.	± 0,5 (***) Non-rect. ± 0,3 (***) Rect.	± 1,5 (***) Non-rect. ± 0,8 (***) Rect.
		± 0,8 (****) Non-rect. ± 0,4 (****) Rect.	± 0,5 (****) Non-rect. ± 0,3 (****) Rect.	± 2,0 (****) Non-rect. ± 1,5 (****) Rect.
Surface flatness Planarità	ISO 10545-2	c.c. ± 0,8 Non-rect. c.c. ± 0,6 Rect. e.c. ± 0,8 Non-rect. e.c. ± 0,6 Rect. w. ± 0,8 Non-rect. w. ± 0,6 Rect.	c.c. ± 0,5 Non-rect. c.c. ± 0,4 Rect. e.c. ± 0,5 Non-rect. e.c. ± 0,4 Rect. w. ± 0,5 Non-rect. w. ± 0,4 Rect.	c.c. ± 2,0 Non-rect. c.c. ± 1,8 Rect. e.c. ± 2,0 Non-rect. e.c. ± 1,8 Rect. w. ± 2,0 Non-rect. w. ± 1,8 Rect.
Water absorption (in% by mass) Massa d'acqua assorbita (come % della massa)	ISO 10545-3 ASTM C373-18	E _v ≤ 0,5% Individual Maximum 0,6% E _v ≤ 0,5% Valore massimo singolo 0,6% Requirement ANSI A137.1-2017 Water absorption max ≤ 0,5%		
Breaking strength Sforzo di rottura	ISO 10545-4	S ≥ 700N (for thickness < 7,5 mm - per spessore < 7,5 mm) S ≥ 1300N (for thickness ≥ 7,5 mm - per spessore ≥ 7,5 mm)		
Modulus of rupture Resistenza alla flessione		R ≥ 35 N/mm²		
Bending strength and breaking load Resistenza a flessione e al carico di rottura (4)/(5)	EN 1339 Annex F	-		
Impact resistance, as coefficient of restitution Resistenza all'impatto, espresso come coefficiente di restituzione	ISO 10545-5	Declared value Valore dichiarato		
Mohs hardness Durezza Mohs	EN 101	-		
Resistance to deep abrasion of unglazed tiles (removed volume) Resistenza all'abrasione profonda delle piastrelle non smaltate (volume materiale asportato)	ISO 10545-6	≤ 175 mm³		
Coefficient of thermal linear expansion Coefficiente di dilatazione termica lineare	ISO 10545-8	Declared value Valore dichiarato		
Thermal shock resistance Resistenza agli sbalzi termici	ISO 10545-9	Pass according to EN ISO 10545-1 Test superato in accordo con ISO 10545-1		
Moisture expansion (in mm/m) Dilatazione all'umidità (in mm/m)	ISO 10545-10	Declared value Valore dichiarato		
Frost resistance Resistenza al gelo	ISO 10545-12	Pass according to EN ISO 10545-1 Test superato in accordo con ISO 10545-1		
Bond strength/adhesion for improved cementitious adhesives Adesione a trazione con adesivi cementizi migliorati	EN 1348	Declared value Valore dichiarato		
Reaction to fire Reazione al fuoco	-	Class A1 or A1 _s Classe A1 oppure A1 _s		
Resistance to household chemicals and swimming pool salts Resistenza ai prodotti chimici di uso domestico e agli additivi per piscina	ISO 10545-13	Minimum Class B Classe minima B		
		Declared Class Classe dichiarata		
		Declared Class Classe dichiarata		
Resistance to staining, for unglazed tiles Resistenza alle macchie per piastrelle non smaltate	ISO 10545-14	Declared Class Classe dichiarata		
Shod Ramp Test Metodo della rampa "calzato"	DIN 51130	Declared value Valore dichiarato		
	DIN 51097	Declared value Valore dichiarato		
Barefoot Ramp Test Metodo della rampa a piedi nudi	BS 7976	PTV ≥ 36 classifies the surface as "low slip risk"		
	AS 4586	Declared Classification of the new pedestrian surface materials according to the Pendulum Test		
Pendulum Friction Test Metodo del Pendolo	UNE-ENV 12633	Declared value Valore dichiarato		
	B.C.R.A. Rep. CEC/81	D. M. 236/89 del 14/06/89 μ > 0,40 per elemento scivolante cuoio su pavimentazione asciutta μ > 0,40 per elemento scivolante gomma dura su pavimentazione bagnata		
Dynamic coefficient of friction (DCOF) Coefficiente di attrito dinamico	ANSI A137.1	ANSI A.137.1-2017 Requires a minimum value of 0.42 for level interior space expected to be walked upon when wet. (3)		

(*) The permissible deviation, in % or mm, of the average size for each tile (2 or 4 sides) from work size (WS). Deviazione ammissibile, in % oppure mm, della dimensione media di ogni piastrella (2 oppure 4 lati) dalla dimensione di fabbricazione (WS).
 (**) The permissible deviation, in % or mm, of the average thickness for each tile from the work size thickness (WS). Deviazione ammissibile, in % oppure mm, dello spessore medio di ogni piastrella dallo spessore riportato nella dimensione di fabbricazione (WS).
 (***) The maximum permissible deviation from straightness, in % or mm, related to the corresponding work sizes (WS). Deviazione massima ammissibile di rettilineità, in % oppure mm, in rapporto alle dimensioni di fabbricazione (WS) corrispondenti.
 (****) The maximum permissible deviation from rectangularity, in % or mm, related to the corresponding work sizes (WS). Deviazione massima ammissibile di ortogonalità, in % oppure mm, in rapporto alle dimensioni di fabbricazione (WS) corrispondenti.
 c.c. The maximum permissible deviation from centre curvature, in % or mm, related to diagonal calculated from the work sizes (WS). Deviazione massima ammissibile della curvatura del centro, in % oppure mm, in rapporto alla diagonale calcolata secondo le dimensioni di fabbricazione (WS).
 e.c. The maximum permissible deviation from edge curvature, in % or mm, related to the corresponding work sizes (WS). Deviazione massima ammissibile della curvatura dello spigolo, in % oppure mm, in rapporto alle dimensioni di fabbricazione (WS) corrispondenti.
 w. The maximum permissible deviation from warpage, in % or mm, related to diagonal calculated from the work sizes (WS). Deviazione massima ammissibile dello sverglamento, in % oppure mm, in rapporto alla diagonale calcolata secondo le dimensioni di fabbricazione (WS).
 (1). Determination of slip resistance of pedestrian surfaces; it does not cover sports surfaces and road surfaces for vehicles (skid resistance). Determinazione della resistenza allo scivolamento delle superfici pedonabili; non si applica alle pavimentazioni sportive ed alle pavimentazioni stradali veicolari.
 (2). Anti-slip performance is guaranteed at the time of delivery of the product. Le prestazioni anti-slip vengono garantite al momento della consegna del prodotto.
 (3). However, tiles with a DCOF of 0.42 or greater are not necessarily suitable for all projects. The specifier shall determine tiles appropriate for specific project conditions, considering by way of example, but not in limitation, type of use, traffic, expected contaminants, expected maintenance, expected wear, and manufacturers' guidelines and recommendations.
 (4). For further details, please refer to outdoor design general catalogue. Per maggiori informazioni riferirsi al catalogo generale Outdoor Design.
 (5). Only for products with 20 mm thickness. Solo per prodotti a 20mm di spessore.
 (6). Cobalt: Glazed porcelain Tiles.
 (7). PEI 3 (ISO 10545-7) Boost Natural Cobalt.
 (8). PTV ≥ 36 Wet on demand / su richiesta
 (9). P3 on demand / su richiesta
 (10). C2 on demand / su richiesta

Porcelain tiles



Size	Thickness	Finish	Boost	Boost Pro	Boost Stone
160x320 cm - 63"x126"	± 6 mm	Matte	Matte	Matte	Matte
160x160 cm - 63"x63"	± 6 mm	Matte	Matte	Matte	Matte
120x278 cm - 47 1/4"x109 1/2"	± 6 mm	Matte	Matte	Matte	Matte
120x240 cm - 47 1/4"x94 1/2"	± 9 mm	Matte	Matte	Matte	Matte
120x120 cm - 47 1/4"x47 1/4"	± 6 mm	Matte	Matte	Matte	Matte
	± 9 mm	Matte	Matte	Matte	Matte
75x150 cm - 29 1/2"x59"	± 9 mm	Matte	Matte	Matte	Matte
60x120 cm - 23 5/8"x47 1/4"	± 9 mm	Matte	Matte	Matte	Matte
75x75 cm - 29 1/2"x29 1/2"	± 9 mm	Matte	Matte	Matte	Matte
37.5x75 cm - 14 3/4"x29 1/2"	± 9 mm	Matte	Matte	Matte	Matte
60x60 cm - 23 5/8"x23 5/8"	± 9 mm	Matte	Matte	Matte	Matte
30x60 cm - 11 3/4"x23 5/8"	± 9 mm	Matte	Matte	Matte	Matte

Outdoor and Wet Areas

120x120 cm - 47 1/4"x47 1/4"	± 9 mm	Grip	Grip	Grip	Grip	Grip	Grip	Grip	Grip	Grip	Grip
60x120 cm - 23 5/8"x47 1/4"	± 9 mm										
30x60 cm - 11 3/4"x23 5/8"	± 9 mm										
120x240 cm - 47 1/4"x94 1/2"	± 20 mm	Textured		Textured							
120x120 cm - 47 1/4"x47 1/4"	± 20 mm	Textured		Textured	Textured	Textured		Textured	Textured		
60x120 cm - 23 5/8"x47 1/4"	± 20 mm	Textured		Textured	Textured	Textured		Textured	Textured		
90x90 cm - 35 3/8"x35 3/8"	± 20 mm	Textured		Textured	Textured	Textured		Textured	Textured		
60x60 cm - 23 5/8"x23 5/8"	± 20 mm	Textured		Textured	Textured	Textured		Textured	Textured		

Atlas Plan


162x324 cm - 63 3/4"x127 1/2"	± 12 mm	Hammered		Hammered	Hammered	Hammered						Hammered			
> Non rectified - non rettificato	± 20 mm				Hammered										

Wall tiles

Size	Thickness	Finish	Boost	Boost Pro
40x80 cm - 15 3/4"x31 1/2"	± 8.5 mm	Matte	White, Pearl, Grey, Smoke, Sage, Red, Ivory, Cream	Clay, Mustard, Powder Blue
	± 10 mm	Matte	White, Pearl, Grey, Smoke, Sage, Red, Ivory, Cream	Clay, Mustard, Powder Blue

BOOSTWORLD

Range Summary



Porcelain tiles



Size	Thickness	Kaolin	Ash	Ecrú	Umber	Coal	Coral	Cobalt
160x320 cm - 63"x126"	± 6 mm							
160x160 cm - 63"x63"	± 6 mm							
120x278 cm - 47 1/4"x109 1/2"	± 6 mm	Matte	Matte	Matte	Matte	Matte	Matte	Matte
120x240 cm - 47 1/4"x94 1/2"	± 9 mm							
120x120 cm - 47 1/4"x47 1/4"	± 6 mm							
	± 9 mm	Matte	Matte	Matte	Matte	Matte	Matte	Matte
75x150 cm - 29 1/2"x59"	± 9 mm							
60x120 cm - 23 5/8"x47 1/4"	± 9 mm	Matte	Matte	Matte	Matte	Matte	Matte	Matte
75x75 cm - 29 1/2"x29 1/2"	± 9 mm							
37,5x75 cm - 14 3/4"x29 1/2"	± 9 mm							
60x60 cm - 23 5/8"x23 5/8"	± 9 mm	Matte	Matte	Matte	Matte	Matte		
30x60 cm - 11 3/4"x23 5/8"	± 9 mm	Matte	Matte	Matte	Matte	Matte		

Outdoor and Wet Areas

120x120 cm - 47 1/4"x47 1/4"	± 9 mm	Grip	Grip	Grip	Grip	Grip		
60x120 cm - 23 5/8"x47 1/4"	± 9 mm	Grip	Grip	Grip	Grip	Grip		
30x60 cm - 11 3/4"x23 5/8"	± 9 mm							
120x240 cm - 47 1/4"x94 1/2"	± 20 mm							
120x120 cm - 47 1/4"x47 1/4"	± 20 mm	Textured	Textured	Textured				
60x120 cm - 23 5/8"x47 1/4"	± 20 mm							
90x90 cm - 35 3/8"x35 3/8"	± 20 mm							
60x60 cm - 23 5/8"x23 5/8"	± 20 mm	Textured	Textured	Textured				

Atlas Plan

162x324 cm - 63 3/4"x127 1/2"	± 12 mm			Hammered				
> Non rectified - non rettificato	± 20 mm							

Wall tiles



Size	Thickness	Kaolin	Ash	Ecrú
50x120 cm - 19 5/8"x47 1/4"	± 8,5 mm	Matte	Matte	Matte
50x120 cm - 19 5/8"x47 1/4" 3D Brushed	± 8,5 mm	Matte	Matte	Matte
50x120 cm - 19 5/8"x47 1/4" 3D Texture	± 8,5 mm	Matte	Matte	Matte
50x120 cm - 19 5/8"x47 1/4" 3D Wave	± 8,5 mm	Matte	Matte	Matte



Boost World: system of surfaces

Boost World is a project featuring concrete- and stone-effect surfaces. A system of porcelain tiles and coordinated wall tiles that's unique in terms of style and potential combinations that Atlas Concorde has designed to meet the needs of contemporary architecture and interior design.

Boost World è un progetto di superfici effetto cemento ed effetto pietra. Un sistema di pavimenti in gres porcellanato e rivestimenti coordinati unico per stile e potenzialità combinatorie, che Atlas Concorde ha pensato per rispondere alle esigenze dell'architettura e dell'interior design contemporanei.

Boost World est un projet de surfaces effet béton et pierre. Un système de sols en grès cérame et de revêtements muraux coordonnés unique en termes de style et de potentiel combinatoire, qu'Atlas Concorde a conçu pour répondre aux besoins de l'architecture et du design d'intérieur contemporains.

Boost World ist ein Projekt aus Belägen in Zement- und Steinoptik. Ein System aus Feinsteinzeug-Bodenbelägen und passend darauf abgestimmten Wandbelägen von einzigartigem Stil und großem Kombinationspotenzial, das Atlas Concorde eigens für die zeitgenössische Architektur und das Innendesign entwickelt hat.

Boost World es un proyecto de superficies con efecto cemento y piedra. Un sistema de pavimentos de gres porcelánico y revestimientos a juego únicos por su estilo y potencialidad de combinación que Atlas Concorde ha diseñado para satisfacer las necesidades de la arquitectura y el diseño de interiores contemporáneos.

Boost World – это подборка коллекций плитки под цемент и камень. Речь идет о комплексной системе с уникальным потенциалом сочетаний, включающей напольный керамогранит и настенную плитку, которую компания Atlas Concorde разработала, чтобы удовлетворить даже самые взыскательные требования современной архитектуры и дизайна.

Porcelain and wall tiles: a safe choice

Resistance and duration

RESISTENZA E DURATA

Easy to maintain
Facile da mantenere



Porcelain tiles do not require any special maintenance.

Il gres porcellanato non richiede manutenzioni particolari.

UV Resistant
Resistente ai raggi UV



Porcelain tiles maintain their colors even when exposed to continuous, direct sunlight or in contact with atmospheric agents or smog.

Il gres porcellanato rimane inalterato nei suoi colori anche se esposto alla luce diretta e continua del sole o a contatto con agenti atmosferici o smog.

Scratch resistant
Resistente al graffio



Porcelain tiles do not splinter, break or get damaged.

Il gres porcellanato non si scheggia, non si rompe e non si danneggia.

Easy to clean
Facile da pulire



Porcelain tiles are easy to clean.

Il gres porcellanato si pulisce facilmente.

Waterproof
Resistente all'acqua



Porcelain tiles are completely non-porous and therefore are not damaged by water or humidity.

Il gres porcellanato è completamente non poroso e non teme l'acqua e l'umidità.

Stain resistant
Resistente alle macchie



Porcelain tiles are waterproof, no liquid can damage the surface.

Il gres porcellanato è impermeabile e nessun tipo di liquido può danneggiarne la superficie.

Resistant to chemicals
Resistente agli agenti chimici



Porcelain tiles do not stain and resist the most aggressive chemical agents.

Il gres porcellanato non si macchia e resiste agli agenti chimici più aggressivi.

Resistant to acids
Resistente agli acidi



Porcelain tiles are resistant to acids found in food and cleaning products.

Il gres porcellanato resiste agli acidi di uso alimentare e domestico.

Resistant to thermal shock
Resistente agli shock termici



A porcelain tile floor will not change as a result of sharp temperature fluctuations.

Un pavimento in gres porcellanato non si altera a causa di sbalzi termici.

Frost resistant
Resistente al ghiaccio



Porcelain tiles are frost resistant and therefore are not damaged by low temperatures.

Il gres porcellanato è ingelivo e resiste alle temperature più basse.

Health

SALUTE

Zero VOCS
Zero VOC



Porcelain tiles are intrinsically inorganic and do not emit volatile organic compounds (VOC).

Le piastrelle in gres porcellanato sono intrinsecamente inorganiche e non emettono composti organici volatili.

Zero PVC
Zero PVC



Porcelain tiles contain no PVC, plastics or petroleum derivatives.

Il gres porcellanato è privo di PVC, plastiche o derivati del petrolio.

Zero formaldehyde
Zero formaldeide



Porcelain tiles do not contain formaldehyde.

Il gres porcellanato non contiene formaldeide.

Zero allergens
Zero allergeni



Porcelain tiles are inhospitable for mites, bacteria, fungi, molds, and other irritants.

Il gres porcellanato è inospitale per acari, batteri, funghi, muffe e altre sostanze irritanti.

Prevent bacterial growth
Previene la crescita batterica



Porcelain tiles are completely hygienic and inhospitable for bacteria, mites, molds, and fungi.

Il gres porcellanato è assolutamente igienico e inospitale per i batteri, acari, muffe e funghi.

Safety

SICUREZZA

Non-slip

Antiscivolo



Porcelain tile surfaces can be made with an abrasive surface grit that can increase traction and reduce the risk of slipping.

Le superfici in gres porcellanato possono essere realizzate con una graniglia abrasiva superficiale in grado di aumentare la trazione e ridurre i rischi di scivolamento.

Fire resistant

Resistente al fuoco



Porcelain tiles are not flammable, reduce the spread of flames, do not burn, and do not emit toxic fumes.

Le piastrelle in gres porcellanato non sono infiammabili, riducono la propagazione della fiamma, non bruciano e non emettono fumi tossici.

Heat resistant

Resistente al calore



Porcelain tiles do not change shape at high temperatures.

Il gres porcellanato non si altera alle alte temperature.

Environment

AMBIENTE

Energy efficiency

Efficienza energetica



The high thermal inertia of porcelain tiles moderates the changes in temperature of the rooms, favoring energy savings.

L'elevata inerzia termica del gres porcellanato modera gli sbalzi di temperatura degli ambienti, favorendo il risparmio energetico.

Ecological

Ecologico



Porcelain tiles have a low environmental impact at all stages of their production, from the raw materials to disposal and recycling.

Il gres porcellanato ha un basso impatto ambientale in tutte le fasi del suo processo industriale, dalle materie prime fino allo smaltimento e al riciclo.

Recycling and re-use

Riciclo e riutilizzo



Porcelain tiles are made with recycled materials, last a long time, and can be re-used because they retain their original appearance.

Il gres porcellanato è realizzato con materiali di riciclo, dura a lungo e mantenendo l'aspetto originario può essere riciclato.

Ideal for floor heating systems

Ideale per sistemi di riscaldamento a pavimento



Porcelain tiles can be effectively combined with floor heating systems.

Il gres porcellanato può essere abbinato in modo efficace a sistemi di riscaldamento a pavimento.

Wall tiles additional benefits

PROPRIETÀ CERAMICA DA RIVESTIMENTO

While porcelain tiles are ideal for use on the floor thanks to their hardness and extreme durability, the light weight and workability of white body tiles make them ideal for use on walls: cuts and holes can be made quickly and easily, reducing installation time and costs.

Mentre il gres porcellanato è ideale per l'uso a pavimento, per la sua durezza e l'estrema resistenza, le caratteristiche di leggerezza e lavorabilità del rivestimento in pasta bianca lo rendono ideale per l'uso a parete: i tagli e i fori saranno eseguiti facilmente e velocemente, riducendo i tempi e i costi di posa.

Ease of installation

Facilità di lavorazione



Cuts, holes, and bevels are easily made and reduce the time it takes to lay the white body tiles.

Tagli, fori, bisellature sono facili da realizzare e rendono più veloce la posa dei rivestimenti in pasta bianca.

Extremely easy to clean

Estrema facilità di pulizia



White body ceramic tiles can be cleaned with a simple passage of hot water or neutral detergent.

I rivestimenti ceramici in pasta bianca si puliscono con un semplice passaggio di acqua calda o detergente neutro.

The benefits of porcelain and wall tiles

SEE MORE



SCOPRI DI PIÙ



DÉCOUVREZ D'AVANTAGE



ERFAHREN SIE MEHR



LEER MÁŠ



УЗНАЙТЕ БОЛЬШЕ



SUSTAINABILITY

Atlas Concorde implements a rigorous policy of respect for the environment and quality of work, as demonstrated by the innovative procedures for sustainable management of the production process and the many certifications obtained from the most prestigious international bodies.

Atlas Concorde attua una rigorosa policy di rispetto dell'ambiente e della qualità del lavoro, come testimoniano le innovative procedure per una gestione sostenibile del processo produttivo e le numerose certificazioni ottenute dai più prestigiosi enti internazionali.



SEE MORE



SCOPRI DI PIU'



CERTIFICATIONS



MADE IN ITALY

The Made in Italy logo of Atlas Concorde stands for style, quality and ethics. Having firmly adhered to the Ethical Code promoted by Confindustria Ceramica, Atlas Concorde places the Made in Italy logo on all the products designed and produced in Italy, that is to say ceramic tiles, decorations and the majority of special trim tiles. Only a small amount of the latter is manufactured in Spain. Atlas Concorde products are produced using eco-friendly technologies, top quality and safe raw materials with the best working conditions guaranteed for our personnel. For these reasons, Atlas Concorde's Made in Italy is the expression of strong values such as style, design, product quality, and respect for the environment and the people who live in it.

Il marchio Made in Italy di Atlas Concorde è sinonimo di stile, qualità ed etica. Avendo aderito con convinzione al Codice Etico di Confindustria Ceramica, Atlas Concorde appone il marchio Made in Italy su tutti i prodotti studiati, progettati e realizzati in Italia, nella fattispecie tutte le piastrelle di ceramica, le decorazioni e la maggioranza dei pezzi speciali. Solo un ristretto numero di questi ultimi è fabbricato in Spagna. I prodotti Atlas Concorde sono inoltre realizzati con tecnologie rispettose dell'ambiente, utilizzando materie prime eccellenti e sicure, garantendo le migliori condizioni di lavoro. Per queste ragioni il Made in Italy di Atlas Concorde è espressione di valori forti quali stile, design, qualità del prodotto, attenzione all'ambiente e alle persone.



The Ceramics of Italy logo is an exclusive identification on ceramic products which have effectively been made in Italy by companies that are a part of the Confindustria Ceramica and who adhered to its Ethical Code. This Code, promoted and created by Confindustria Ceramica, commits all companies to communicate, clearly and with transparency, the origin of their products.

Il marchio Ceramics of Italy contrassegna esclusivamente i prodotti ceramici effettivamente realizzati in Italia da un'azienda associata a Confindustria Ceramica che ha sottoscritto il Codice Etico. Il Codice, redatto dalla stessa Confindustria Ceramica, impegna a comunicare con chiarezza l'origine dei prodotti.

www.ceramica.info

CERAMICHE ATLAS CONCORDE S.p.A.
Via Canaletto 141
41042 Spezzano di Fiorano (MO) - Italia

ATLAS CONCORDE USA, Inc.
117 Seaboard Lane - Suite F170
Franklin, TN 37067 - USA

ATLAS CONCORDE RUSSIA
Business centre "Meliora Place"
Prospekt Mira 6, 129090 Moscow - Russia

atlasconcorde.com



Copyright 2021 by Ceramiche Atlas Concorde S.p.A.
(Spezzano di Fiorano, MO - Italy)
September 2021