



# UNIQUE SURFACES


---

Museum is a brand name synonymous with deluxe ceramic tiles. Its elegant sophisticated products stand out for their high-tech modern identity, with the emphasis on innovation, design and a forward looking vision.

We channel our experience as a manufacturer and desire to evolve into keeping abreast of today's times. Thanks to the addition of new formats, textures and finishes, our range offers even broader design potential as part of our commitment to guaranteeing exquisite, highly desirable products with a clearly distinctive hallmark.


## NEW MUSEUM WALL TILES

MUSEUM launches a **NEW** format of **33x100 cm** to combine with its product portfolio.



Combinability is one of the goals that MUSEUM seeks as a source of added value in all its products, from its marble-effect tiles to its wood and stone-effect ones. This has been improved with the new wall tiles included in the successful already existing porcelain ranges. But not only applies to its different types of products, also to different aspects of them through matching ranges of colours and wide varieties of formats and finishes, aimed at opening up endless different possibilities and fostering the creation of sophisticated truly modern looking settings.

FLOOR FINISHES




**PREMIUM POLISHED (P)**  
Polished crystal mirror finish with perfect reflection, our most exclusive range

**POLISHED (EP)**  
Polished smooth finish with deep reflection

**NATURAL (NT)**  
Smooth and soft touch, a matte texture ideal for residential use

FLOOR FORMATS



100×100×0,8 cm  
39,2×39,2"

100×180×0,8 cm  
39,2×70,8"

90×90×1,15 cm  
35,4×35,4"

60×120×1,15 cm  
23,6×47,2"

75×151×1,2 cm  
29,52×59,06"





## 4D TECH TECHNOLOGY

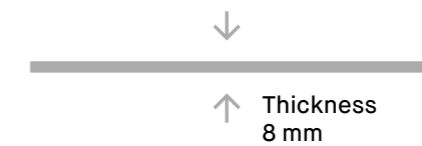


### **BREAKING THE BOUNDARIES OF EXCELLENCE**

4D TECH is the most innovative tile manufacturing system on the market, based on exclusive new technology aimed at guaranteeing quality second to none.

### **THE NEW MUSEUM RANGE**

Thanks to the use of new 4D TECH technology, Museum has broken its own record for excellence, achieving a level of precision and versatility that no other tile range can equal.



### **DIMENSIONS**

#### **Even more formats**

New more varied formats. With 4D TECH technology, there are no limits to the formats that can be produced and so there are no limits to the settings where our exclusive products can be used.

### **DESIGN**

#### **Limitless creativity**

Collections developed with 4D TECH and its improved technology break new ground in design, thanks to its new aesthetic and material-related potential for creating products that are simply unique.

### **DEFINITION**

#### **Simply amazing detail**

Opening up new ground in precision and tile finishes. Thanks to our new production system, not only can we improve on real sources of inspiration but we can also reinvent nature through products like nothing you will have ever seen.

### **DISTINCTION**

#### **Committed to innovation**

With the arrival of new 4D TECH technology, Museum has yet again demonstrated that it is a trailblazer in the introduction of technological innovations, guaranteeing consumers exclusive products that are a cut above all the rest.



# LAURENT


LAURENT is synonymous with deluxe distinction. With a dark black background splashed with white veins and oxide sparkles, it has a strong contemporary appeal. Inspired by Noir St. Laurent marble, the collection comes in a Polished finish in a 75.5x151cm or 60x120cm format. Laurent is ideal for creating settings with a deluxe classy distinction, infusing them with a unique magnetism.








LAURENT BLACK/90x90/EP



LAURENT BLACK/90x90/EP






LAURENT — Black

Colors / Colores



Black

Finishes / Acabados



Polished (EP)

Decors / Decorados



Black

Dimensions / Dimensiones

75,5 × 151 cm  
29,7 × 59,4"

60 × 120 cm  
23,6 × 47,2"

90 × 90 cm  
35,4 × 35,4"



TRAP./34,5x15

34,5 × 15 cm  
13,6 × 5,9"

12 patterns  
Shade variation: V2  
Thickness: 12mm

15 patterns  
Shade variation: V2  
Thickness: 11,5mm"

10 patterns  
Shade variation: V2  
Thickness: 11,5mm

References / Referencias

25950	LAURENT BLACK/75,5X151/EP	M74
25944	LAURENT BLACK/60X120/EP	M73
25998	LAURENT BLACK/90X90/EP	M72
26313	TRAP.LAURENT BLACK/34,5X15/EP	U28



# MACCHIA VECCHIA 4D

MACCHIA VECCHIA is the outcome of a quest to create a collection with a white surface crisscrossed by strong grey and gold veins that emulates Carrara marble. It unites the beauty of Carrara's singular design with the advantages of cutting-edge 4D technology, capable of lending the tiles a silky natural feel in combination with a Premium Polished finish—the most mirror-like shine in the Museum range. This finish is available in a 180x100cm or 100x100cm format, while the 75.5x151cm and 60x120cm tiles come in a Natural or Polished finish. Thanks to the broad range of tiles in the collection, a high degree of versatility is ensured through multiple different combinations that always stand out for their deluxe elegance.







MACCHIA VECCHIA/100x180/P - MACCHIA VECCHIA/100x100/P





MACCHIA VECCHIA/100x18051/P



MACCHIA VECCHIA/75,5x151/EP





8 mm  
Thickness



## MACCHIA VECCHIA 4D — Gold

### Colors / Colores



Gold

### Finishes / Acabados



Premium Polished (P)

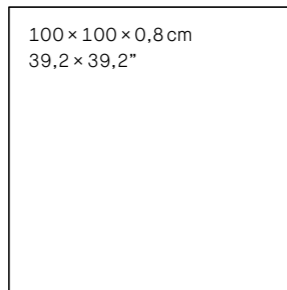


Natural (NT)

### Dimensions / Dimensiones



100 × 180 × 0,8 cm  
39,2 × 70,8"



100 × 100 × 0,8 cm  
39,2 × 39,2"

12 patterns  
Shade variation: V2  
Thickness: 8 mm

10 patterns  
Shade variation: V2  
Thickness: 8 mm

### References / Referencias

25914	MACCHIA VECCHIA/100X180/P	M76
25918	MACCHIA VECCHIA NT/100X180/C/R	M75
25913	MACCHIA VECCHIA/100X100/P	M76
25917	MACCHIA VECCHIA NT/100X100/C/R	M75

## MACCHIA VECCHIA — Gold

### Colors / Colores




Gold

### Finishes / Acabados



Polished (EP)




Natural (NT)

### Decors / Decorados



Gold

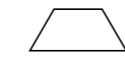
### Dimensions / Dimensiones



75,5 × 151 cm  
29,7 × 59,4"



60 × 120 cm  
23,6 × 47,2"



TRAP./34,5x15

34,5 × 15 cm  
13,6 × 5,9"

18 patterns  
Shade variation: V2  
Thickness: 12mm

20 patterns  
Shade variation: V2  
Thickness: 11,5mm

### References / Referencias

25922	MACCHIA VECCHIA/75,5X151/EP	M58
25923	MACCHIA VECCHIA NT/75,5X151/R	M59
25920	MACCHIA VECCHIA/60X120/EP	M40
25921	MACCHIA VECCHIA NT/60X120/R	M66
26314	TRAP.MACCHIA VECCHIA/34,5X15/EP	U28
26315	TRAP.MACCHIA VECCHIA/34,5X15/NAT	U28



# OPERA

OPERA's exquisite design is inspired by cappuccino coffee, shot with cracked veins, in a choice of two colours. The first, Opera Brown, is a wonderfully warm colour, with veins and dark browns that stand out against a capricious bold background, while the second, Opera Fumo, is dark anthracite in colour with a distinctive warm allure. Opera comes in a unique Polished finish, a mirror-like shine for glazed porcelain tiles, in a choice of two formats: 75.5x151cm and 60x120cm. The collection brings a stylish contemporary appeal to living spaces, drawing all attention to the flooring.



OPERA FUMO/75,5X151/EP - EVERGLADES MOCHA NT/19,5X150/C/R










OPERA BROWN/75,5X151/EP




OPERA FUMO/75,5X151/EP









OPERA — Brown & Fumo

Colors / Colores



Brown




Fumo

Finishes / Acabados



Polished (EP)

Decors / Decorados



Brown




Fumo

Dimensions / Dimensiones



12 patterns  
Shade variation: V2  
Thickness: 12mm



20 patterns  
Shade variation: V2  
Thickness: 11,5mm



TRAP./34,5x15

34,5 x 15 cm  
13,6 x 5,9"

References / Referencias

25966	OPERA BROWN/75,5X151/EP	M74
25971	OPERA FUMO/75,5X151/EP	M74
25963	OPERA BROWN/60X120/EP	M73
25964	OPERA FUMO/60X120/EP	M73
26318	TRAP.OPERA BROWN/34,5X15/EP	U28
26319	TRAP.OPERA FUMO/34,5X15/EP	U28



# KRITIOS

With a design inspired by Carrara Statuario marble, KRITIOS has a white background evocative of Calacatta marble crisscrossed by more dramatic bigger, spaced-out grey veins. The tiles highlight the characteristic veined pattern of this kind of marble, with interplay between shades of grey and brown to ensure an even more exclusive spectacular appeal. Available in 60x120 cm and 90x90 cm, in addition to a new 75.5x151 cm format.







## KRITIOS — White

### Colors / Colores



White

### Finishes / Acabados



Polished (EP)

### Dimensions / Dimensiones

**NEW**

75,5 × 151 cm  
29.7 × 59.4"

12 patterns  
Shade variation: V1  
Thickness: 12mm

60 × 120 cm  
23.6 × 47.2"

18 patterns  
Shade variation: V1  
Thickness: 11,5mm

90 × 90 cm  
35.4 × 35.4"

16 patterns  
Shade variation: V1  
Thickness: 11,5mm

### References / Referencias

**NEW**

25290 KRITIOS/75,5X151/EP  
20363 KRITIOS/60X120/EP  
25704 KRITIOS/2/90X90/EP

M58  
M40  
M2




# SUNSHINE

SUNSHINE is a polished glazed porcelain tile collection with a mirror-like shine, conspicuous for its prestigious soft-looking appearance. With a design evocative of ivory cream marble, it is perfect for creating modern living spaces with a chic touch of elegance. In addition to its existing 90x90cm and 60x120cm formats, it now comes in a 75.5x151cm one.







## SUNSHINE — Beige

### Colors / Colores



Beige

### Finishes / Acabados



Polished (EP)

### Decors / Decorados



Beige

### Dimensions / Dimensiones

**NEW**

75,5 × 151 cm  
29,7 × 59,4"

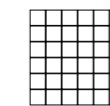
12 patterns  
Shade variation: V1  
Thickness: 12mm

60 × 120 cm  
23,6 × 47,2"

18 patterns  
Shade variation: V1  
Thickness: 11,5mm

90 × 90 cm  
35,4 × 35,4"

14 patterns  
Shade variation: V1  
Thickness: 11,5mm



D.SUNSHINE

29,9 × 29,9 cm  
11,7 × 11,7"

**NEW**

### References / Referencias

25289 SUNSHINE-B/75,5X151/EP  
18495 SUNSHINE-B/60x120/EP  
25719 SUNSHINE-B/2/90X90/EP

M58

M40

M2

19550 D. SUNSHINE-B/5/EP

U49



## WALL TILES



MUSEUM has added a new 33x100cm white body wall tile format to its most successful collections, accompanied by a new relief model to open up new decorative potential, hence extending its already broad range of products.

## WALL FORMAT & FINISH

33×100



SHINY



33,3×100×10,5 cm  
13,11×39,2"

**SHINY (SH)**  
Wall tiles gloss finished  
with great reflection.



# LUMINA

LUMINA is a soft-coloured collection inspired by the semi-precious stone, onyx. This is a unique collection, with the mirror-like shine characteristic of Museum's glazed porcelain tiles, suitable for all kinds of living spaces. Its formats and colours have been extended and now it comes in a 75.5x151cm and 60x120cm format in addition to a 33x100cm one for walls in a choice of two colours: Ice and Beige.















LUMINA ICE SH/33,3X100/R



LUMINA-B DECOR/33,3X100/R





## LUMINA White body — Beige & Ice

### Colors / Colores



Beige Ice

### Finishes / Acabados



Shiny (SH)

### Decors / Decorados



Beige Ice Beige Ice

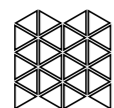
### Dimensions / Dimensiones

NEW



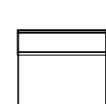
33,3 × 100 cm  
13,11 × 39,3"

12 patterns  
Shade variation: V1  
Thickness: 10,5 mm



D.TRIANGLE /29x29

29,3 × 29,3 cm  
11,5 × 11,5"



ZOC. (Zocalo)

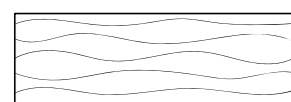
20 × 33,3 cm  
7,87 × 13,11"



C. (Cenefa)

6,5 × 33,3 cm  
2,5 × 13,11"

NEW



33,3 × 100 cm  
13,11 × 39,3"


12 patterns  
Shade variation: V1  
Thickness: 10,5 mm

### References / Referencias

26374	LUMINA-B SH/33,3X100/R	M82
26376	LUMINA ICE SH/33,3X100/R	M82
26375	LUMINA-B DECOR/33,3X100/R	M83
26377	LUMINA ICE DECOR/33,3X100/R	M83
26356	D.LUMINA-B TRIANGLE/29X29	U55
26357	D.LUMINA ICE TRIANGLE/29X29	U55
26365	C.LUMINA-B	U39
26371	C.LUMINA ICE	U39
26359	ZOC.LUMINA-B	U50
26360	ZOC.LUMINA ICE	U50

## LUMINA Porcelain — Beige & Ice

### Colors / Colores




Beige Ice

### Finishes / Acabados



Polished (EP)

### Decors / Decorados




Beige Ice

### Dimensions / Dimensiones

75,5 × 151 cm  
29.7 × 59.4"

60 × 120 cm  
23,6 × 47,2"



D.LUMINA

30 × 30 cm  
11,8 × 11,8"

12 patterns  
Shade variation: V1  
Thickness: 12mm

9 patterns  
Shade variation: V1  
Thickness: 11,5mm

### References / Referencias

NEW	25288	LUMINA-B/75,5X151/EP	M58
NEW	25579	LUMINA ICE/75,5X151/EP	M58
	19254	LUMINA-B/60x120/EP	M40
	25703	LUMINA ICE/60x120/EP	M40
	19549	D.LUMINA-B/5/EP	U49
	26358	D.LUMINA ICE/5/EP	U49



# GIOIA

Inspired by exclusive Carrara 'GIOIA' marble. With a clean white background covered in delicate veins that run across the whole surface, its pattern emulates superior pieces of this unique elegant marble, one of nature's gems. A glazed porcelain tile collection, GIOIA comes in a wide variety of formats (90x90cm and 60x120 cm) to suit settings of all kinds.

The collection has been extended with the addition of the 33x100cm GIOIA SILVER wall tile model, opening up even broader design potential.









NEW

GIOIA White body — Silver

Colors / Colores



Silver

Finishes / Acabados



Shiny (SH)

Decors / Decorados



Silver




Silver



Silver

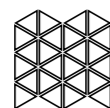
Dimensions / Dimensiones

NEW



33,3 × 100 cm  
13,11 × 39,3"

12 patterns  
Shade variation: V1  
Thickness: 10,5 mm



D.TRIANGLE /29x29

29,3 × 29,3 cm  
11,5 × 11,5"



ZOC. (Zocalo)

20 × 33,3 cm  
7,87 × 13,11"



C. (Cenefa)

6,5 × 33,3 cm  
2,5 × 13,11"

References / Referencias

26372	GIOIA SILVER SH/33,3X100/R	M82
26373	GIOIA SILVER DECOR/33,3X100/R	M83
26364	D.GIOIA SILVER TRIANGLE/29X29	U55
26366	C.GIOIA SILVER	U39
26362	ZOC.GIOIA SILVER	U50

NEW



33,3 × 100 cm  
13,11 × 39,3"

12 patterns  
Shade variation: V1  
Thickness: 10,5 mm

GIOIA Porcelain — Silver

Colors / Colores




Silver

Finishes / Acabados




Polished (EP)

Decors / Decorados



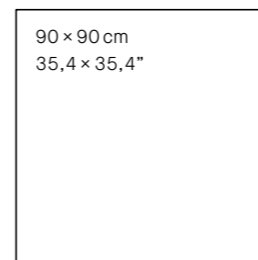
Silver

Dimensions / Dimensiones




60 × 120 cm  
23,6 × 47,2"

15 patterns  
Shade variation: V1  
Thickness: 11,5mm



90 × 90 cm  
35,4 × 35,4"

15 patterns  
Shade variation: V1  
Thickness: 11,5mm



D. GIOIA

30 × 30 cm  
11,8 × 11,8"

References / Referencias

19648	GIOIA SILVER/90x90/EP	M2
19507	GIOIA SILVER/60x120/EP	M40
19662	D. GIOIA SILVER/5/EP	U49



# TORANO



The TORANO collection comes in different formats and finishes. Its exclusive design is inspired by Calacatta marble from the Carrara area of Italy. A marble with a white background and bold strong veined pattern, Calacatta is more dramatic than Carrara marble, which tends to have a greyer background and more gentle veins.

Available in a polished or natural finish in a 75.5x151 cm, 60x120 cm or 90x90 cm format, in addition to a new 33x100cm one for walls.







**NEW**

TORANO White body — Bianco

Colors / Colores



Bianco

Finishes / Acabados



Shiny (SH)

Decors / Decorados



Bianco




Bianco



Bianco

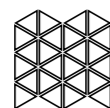
Dimensions / Dimensiones

**NEW**



33,3 × 100 cm  
13,11 × 39,3"

12 patterns  
Shade variation: V1  
Thickness: 10,5 mm



D.TRIANGLE /29x29

29,3 × 29,3 cm  
11,5 × 11,5"



ZOC. (Zocalo)


20 × 33,3 cm  
7,87 × 13,11"



C. (Cenefa)

6,5 × 33,3 cm  
2,5 × 13,11"

**NEW**



33,3 × 100 cm  
13,11 × 39,3"

12 patterns  
Shade variation: V1  
Thickness: 10,5 mm

References / Referencias

26378	TORANO BIANCO SH/33,3X100/R	M82
26379	TORANO BIANCO DECOR/33,3X100/R	M83
26363	D.TORANO BIANCO TRIANGLE/29X29	U55
26367	C.TORANO BIANCO	U39
26361	ZOC.TORANO BIANCO	U50

TORANO Porcelain — Bianco

Colors / Colores




Bianco

Finishes / Acabados



Polished (EP)



Natural (NT)

Decors / Decorados



Bianco

Dimensions / Dimensiones

75,5 × 151 cm  
29,7 × 59,4"

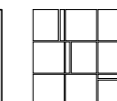
40 patterns  
Shade variation: V2  
Thickness: 12mm

60 × 120 cm  
23,6 × 47,2"

35 patterns  
Shade variation: V2  
Thickness: 11,5mm

90 × 90 cm  
35,4 × 35,4"

20 patterns  
Shade variation: V2  
Thickness: 11,5mm



D.MOSAIC/30X30

30 × 30 cm  
11,8 × 11,8"

Finishes: mix  
(polished + natural)

References / Referencias

21070	TORANO BIANCO/75,5x151/EP	M58
21074	TORANO BIANCO/75,5x151/NAT/R	M59
22011	TORANO BIANCO/60x120/EP	M40
22012	TORANO BIANCO/60x120/NAT/R	M66
22061	TORANO BIANCO/90x90/EP	M2
22062	TORANO BIANCO/90x90/NAT/R	M68

22252 D. TORANO BIANCO MOSAIC/30X30 U58



### APLICACIONES

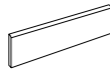





Area	Wall				Floor		
	P	EP	NAT	SH	P	EP	NAT
<b>Internal</b>	yes	yes	yes	yes	yes	yes	yes
<b>External</b>	yes	yes	yes	no	yes	yes	yes
<b>Traffic</b>	yes	yes	yes	yes	light	light	light
<b>*Wet areas</b>	yes	yes	yes	yes	no	no	no

\* In wet areas, it is necessary to use waterproof and damp-proof adhesive and grout materials.

### STANDARDS & ESSAYS

Essay	Features	Result		
		PREMIUM POLISHED (P)	POLISHED (EP)	NATURAL (NAT)
DIN 51130	Critical angle (Inclined platform - R)	—	—	—
UNE-ENV 12633	Slip resistance (Pendulum test - Class)	—	—	<b>Class 1</b>
BS 7976-2	Slip resistance (Pendulum test Value - PTV)	—	—	—
ANSI A137.1	Dynamic Coefficient of Friction (DCOF)	—	—	<b>&gt;0,42 Wet</b>

### COMPLEMENTARY PIECE

Name	SKIRTING		TECHNICAL STAIR THREAD		S.K.I. S.K.D.	
Shape						
Size & Price	8x100 (EP)	U48	30x100	U74	8x30	U53
	8x100 (NT)	U45	30x100	U74	8x30	U53
	8x90	U44	30x90	U76	8x30	U53
	8x75	U43	30x150	U80	8x30	U53
	8x75,5 (NT)	U43	30x151	U80	8x30	U53
	8x75,5 (EP)	U43	30x151	U86	8x30	U53
	8x75,5 (NT)	U43	30x75,5	U70	8x30	U53
	8x75,5 (EP)	U43	30x75,5	U76	8x30	U53
	8x60	U35	30x120	U75	8x30	U53
	8x60	U35	30x60	U54	8x30	U53

### PACKING

Formato - Sizes	Cajas - Boxes			Pallet				Cont./20' 24000 Kg.		
	Piezas	m <sup>2</sup>	kg	Cajas	m <sup>2</sup>	kg	Tamaño cm aprox	N° pallets	m <sup>2</sup>	kg
100 x 180 x 0,8 (4D)	2	3,6	66,07	20	72	1371	112 x 181 x 64	17	1224	23313
100 x 100 x 0,8 (4D)	2	2	36,80	32	48	925	112 x 100 x 64	26	1248	24055
75,5 x 151 x 1,2	1	1,14	30,70	38	43,32	1211,60	160 x 92 x 76	17	736,44	20597
60 x 120 x 1,15	2	1,44	38,30	27	38,88	1059	120 x 80 x 75	22	855	23300
90 x 90 x 1,15	2	1,62	41,8	20	32,4	861	105 x 95 x 75	27	874,8	23247
33,3 x 100 x 10,5	4	1,33	24	48	63,84	1177	118 x 105 x 81	20	1276,80	23540
inch	Units	sq ft	lb	Boxes	sq ft	lb	Sizes inch approx.	N° pallets	sq ft	lb
39,3 x 70,8 x 0,31 (4D)	2	10,76	145,65	20	775	3022,53	44,1 x 71,2 x 25,2	17	2698,45	250939,04
39,3 x 39,3 x 0,35 (4D)	2	21,53	80,96	24	516,67	2035	44,1 x 39,3 x 25,2	26	13433,35	52921
29,7 x 59,4 x 0,47	1	12,27	67,54	42	466,29	2665,52	62,9 x 36,2 x 29,9	17	7926,97	45313,84
23,6 x 47,2 x 0,45	2	15,50	84,43	27	418,50	2334,69	47,2 x 31,4 x 29,5	22	9203,14	51367,70
35,4 x 35,4 x 0,45	2	17,43	92,15	20	348,75	1898,18	41,3 x 37,4 x 29,5	27	9416,25	51250,86
13,11 x 39,3 x 4,13	4	14,31	52,91	48	687,16	2594,84	46,4 x 41,3 x 31,8	20	13743,36	51896,81



# MUSEUM

"All colours and hues appearing in this catalogue should be considered approximate, only in view of the printing processes involved. The rights of all contents (texts, photographs, drawings, designs, etc.) of this catalogue remain the property of PERONDA GROUP, S.A (or, failing that, they have the corresponding permissions and authorizations of the owners). No part of this publication may be reproduced, stored in a retrieval system, or transmitted in any form or by any means, electronic, mechanical, photocopying, recording or otherwise, without the prior written permission of the copyright holders."

© PERONDA GROUP 2019  
Av. Manuel Escobedo, 26.  
12200 Onda (Castellón) España



[www.museumsurfaces.com](http://www.museumsurfaces.com)