

TAU
cerámica

TAU

cerámica



Carrer del Toll, 18 - Onda
12200 Castellón - ESPAÑA
+34 964 56 54 84
tau@tauceramica.com

EDICIÓN Enero 2019

www.tauceramica.com

TAU

INSPIRANDO TU ESTILO DE VIDA

TAU presenta este catálogo con la voluntad de ofrecer a sus Clientes **SOLUCIONES INTEGRALES EN CERÁMICA**, capaces de vestir la Arquitectura con una piel bella y funcional, que emocione y eleve la calidad de vida de las personas.

Para ello, TAU acompaña a los profesionales de la Arquitectura, el Interiorismo y la Construcción, desde el proceso creativo hasta la materialización de las ideas, ofreciendo soluciones versátiles y atemporales, técnicas y estéticas, siempre con la impronta de la elegancia y la calidad de nuestro producto.

Porque nuestra Cerámica es eterna, **TAU** ha diseñado una **COLECCIÓN ATEMPORAL**, que aúna tradición y tendencia, para crear espacios elegantes, sofisticados y actuales, con vocación de **LEGADO DE ESTILO**.

Nos inspiramos en la Naturaleza, en su belleza serena y equilibrada, y transformamos maderas, mármoles, piedras, metales... en Cerámica de elevadas prestaciones técnicas y estéticas. De la transformación de la Naturaleza nace esta colección, en la que a la variedad de formatos y al diseño exclusivo de texturas y relieves, se suma una cuidada elección de gamas cromáticas neutras y armoniosas.

Materiales, formatos, texturas y colores son los instrumentos de diseño que TAU pone a disposición de sus Clientes para que, en sus múltiples combinaciones, diseñen su propio estilo de vida y, en definitiva, **HAGAN DE LA CERÁMICA UNA FORMA DE VIVIR**.



INSPIRING YOUR LIFESTYLE

TAU presents this catalogue conceived to offer its clients **INTEGRAL CERAMIC SOLUTIONS**, capable of covering architectural structures with a beautiful and functional skin to thrill us and enhance our quality of life.

In its quest, TAU accompanies professionals from the world of architecture and construction right through their creative process until their ideas take shape, offering solutions that are versatile and timeless, technical and aesthetic, all with the stamp of elegance and quality that comes with our products.

Because our ceramics are eternal, TAU has designed a **TIMELESS COLLECTION**, a fusion of tradition and vogue, to create elegant, sophisticated and contemporary spaces designed to be a **LEGACY OF STYLE**.

We take our inspiration from the serene, balanced beauty of nature, transforming woods, marbles, stones and metals into ceramic products with superior technical and aesthetic features. Our collection evolve from this transformation of nature into ceramics, offering a variety of formats and the exclusive design of textures and reliefs, together with a carefully selected range of neutral and harmonious colours and tones.

Materials, formats, textures and colours are the design tools TAU provides so its clients, by using its multiple combinations, can design their own lifestyle and, in sum, **TURN CERAMICS INTO A WAY OF LIFE**.



TIPOLOGÍA DE PRODUCTO

TYPE OF PRODUCT

PORCELÁNICO / PORCELAIN

034 TISSE
040 ALTAMURA
044 BARANELLO
048 BARLETTA
050 CROTONE
056 DOZZA
060 LEGEND
064 MARQUINA
068 MILLERIGHE
072 PORTLOREN
076 TORANO
080 VARENNA
084 VARESE
090 CORTEN
094 SASSARI
100 DILUCA
104 ORIGIN
108 DIVE PLUS
112 FOREVER
116 MARSALA
120 ORISTANO
124 RAGUSA
128 SELENI
136 BLUESTONE
140 FIDENZA
144 IMPERIA
148 KEMBERG
152 LITIUM
156 PIACENZA
160 SOAPSTONE
164 TOTEM
168 VALENTA
172 WORNSTONE
178 TERRACINA
184 CASTROVILLARI

188 CHELSEA
192 DEVON
196 ORISTAN
202 DANXIA
204 HERITAGE
206 MYTHAGE
208 ALPI
208 GRUM
210 ESSENZIALE
212 MATERIA

REVESTIMIENTO / WALL TILE

218 TISSE WALL
222 DOZZA WALL
226 LITIUM WALL
230 POTENZA WALL
234 BIANCHI
240 ALTAMURA WALL
244 BERLUZZI
248 CROTONE WALL
252 VARENNA WALL
256 TRIVENTO
258 CARPI
258 CANALETO
258 CARPI MIX
262 CORNWALL
266 CASERTA
266 AMANTEA
270 CHANNEL
274 TRAPANI
278 MANTOVA
282 MURADA
284 JOIA
286 MAIOLICA
288 PALMARIA
290 CLASSIC

ALFABÉTICO

ALPHABETIC

A

208 ALPI
040 ALTAMURA
240 ALTAMURA WALL
266 AMANTEA

B

044 BARANELLO
048 BARLETTA
244 BERLUZZI
234 BIANCHI
136 BLUESTONE

C

258 CANALETO
258 CARPI
258 CARPI MIX
266 CASERTA
184 CASTROVILLARI
270 CHANNEL
188 CHELSEA
290 CLASSIC
262 CORNWALL
090 CORTEN
050 CROTONE
248 CROTONE WALL

D

202 DANXIA
192 DEVON
100 DILUCA
108 DIVE PLUS
056 DOZZA
222 DOZZA WALL

E

210 ESSENZIALE

F

140 FIDENZA
112 FOREVER

G

208 GRUM

H

204 HERITAGE

I

144 IMPERIA

J

284 JOIA

K

148 KEMBERG

L

060 LEGEND
152 LITIUM
226 LITIUM WALL

M

286 MAIOLICA
278 MANTOVA
064 MARQUINA
212 MATERIA
068 MILLERIGHE
282 MURADA
206 MYTHAGE

O

104 ORIGIN
196 ORISTAN
120 ORISTANO

P

288 PALMARIA
156 PIACENZA
072 PORTLOREN
230 POTENZA WALL

R

124 RAGUSA

S

094 SASSARI
128 SELENI
160 SOAPSTONE

T

178 TERRACINA
034 TISSE
218 TISSE WALL
076 TORANO
164 TOTEM
274 TRAPANI
256 TRIVENTO

V

168 VALENTA
080 VARENNA
252 VARENNA WALL
084 VARESE

W

172 WORNSTONE

ÍNDICE FORMATOS

FORMATS INDEX

100x300 39"x118"

210 ESSENZIALE
212 MATERIA

120x240 48"x96"

064 MARQUINA
080 VARENNA
094 SASSARI
140 FIDENZA
156 PIACENZA
184 CASTROVILLARI
208 ALPI
208 GRUM

120 x 260 48"x102"

064 MARQUINA
080 VARENNA
094 SASSARI
140 FIDENZA
156 PIACENZA
184 CASTROVILLARI
208 ALPI
208 GRUM

120x120 48"x48"

040 ALTAMURA
052 CROTONE
056 DOZZA
060 LEGEND
072 PORTLOREN
080 VARENNA
140 FIDENZA
152 LITIUM
184 CASTROVILLARI
192 DEVON
208 MYTHAGE

90 x 180 36"x71"

056 DOZZA
068 MILLERIGHE
076 TORANO
084 VARESE
160 SOAPSTONE

60x120 24"x48"

034 TISSE
040 ALTAMURA
044 BARANELLO
048 BARILETTA
052 CROTONE
056 DOZZA
060 LEGEND
068 MILLERIGHE
080 VARENNA
090 CORTEN
094 SASSARI
140 FIDENZA
144 IMPERIA
152 LITIUM
160 SOAPSTONE
168 VALENTA
172 WORNSTONE
178 TERRACINA
184 CASTROVILLARI
192 DEVON
208 MYTHAGE

30x180 12"x71"

100 DILUCA
104 ORIGIN

22,5x180 9"x71"

100 DILUCA
104 ORIGIN

40x120 16"x48"

218 TISSE WALL
222 DOZZA WALL
226 LITIUM WALL
230 POTENZA WALL
234 BIANCHI

29,5x120 12"x48"

116 MARSALA

20x120 8"x48"

100 DILUCA
104 ORIGIN
108 DIVE PLUS
112 FOREVER
116 MARSALA
120 ORISTANO
124 RAGUSA
128 SELONI

25x100 10"x39"

112 FOREVER

90x90 35"x35"

076 TORANO
192 DEVON

75x75 30"x30"

040 ALTAMURA
044 BARANELLO
048 BARILETTA
052 CROTONE
056 DOZZA
060 LEGEND
080 VARENNA
094 SASSARI
136 BLUESTONE
140 FIDENZA
144 IMPERIA
152 LITIUM
160 SOAPSTONE
168 VALENTA
172 WORNSTONE
178 TERRACINA
184 CASTROVILLARI

37,5x75 15"x30"

040 ALTAMURA
044 BARANELLO
048 BARILETTA
052 CROTONE
056 DOZZA
060 LEGEND
080 VARENNA
094 SASSARI
140 FIDENZA
144 IMPERIA
152 LITIUM

45x90 18"x35"

076 TORANO
090 CORTEN
148 KEMBERG
164 TOTEM
196 ORISTAN

60x60 24"x24"

040 ALTAMURA
040 BARANELLO
048 BARILETTA
052 CROTONE
056 DOZZA
060 LEGEND
076 TORANO
080 VARENNA
090 CORTEN
094 SASSARI
136 BLUESTONE
140 FIDENZA
144 IMPERIA
148 KEMBERG
152 LITIUM
160 SOAPSTONE
164 TOTEM
168 VALENTA
178 TERRACINA
184 CASTROVILLARI
188 CHELSEA
192 DEVON
196 ORISTAN
202 DANXA
204 HERITAGE

30x90 12"x36"

236 BIANCHI
240 ALTAMURA WALL
244 BERLUZZI
248 CROTONE WALL
252 VARENNA WALL
256 TRIVENTO
258 CARPI / CARPI MIX
258 CANALETO
262 CORINWALL
266 CASERTA
266 AMANTEA
270 CHANNEL
274 TRAPANI
278 MANTOVA

30,3x61,3 12"x24"

160 TOTEM
196 ORISTAN

30x60 12"x24"

040 ALTAMURA
080 VARENNA
076 TORANO
090 CORTEN
140 FIDENZA
148 KEMBERG
152 LITIUM
160 SOAPSTONE

45x45 18"x18"

090 CORTEN
196 ORISTAN
204 HERITAGE

10x40 4"x16"

282 MURADA

7,5x30 2⁸¹/₆₄" x 12"

284 JOIA
286 MAIOLICA
288 PALMARIA

7,5x15 2⁸¹/₆₄" x 6"

290 CLASSIC

15x60 6"x24"

112 FOREVER

DECORADOS*

DECORS*

NOMBRE NAME

FORMATO FORMAT

247 ADUA PEARL	30x90
246 ADUA SAND	30x90
247 AVEZZANO PEARL	7x90
246 AVEZZANO SAND	7x90
272 BARTON SILVER/GOLD	30x90
268 CAMPANILE	30x90
280 CERVINO	30x30
276 CIMONE	30x30
250 COLONNA SAND	30x90
264 EVERTON SILVER/GOLD	30x90
224 INCONTRO GOLD	40x120
224, 228, 232 INCONTRO WHITE	40x120
247 ISEO PEARL	30x90
246 ISEO SAND	30x90
260 LATEMAR WHITE	4,5x90
254 LAZIO CARRARA	30x90
142 LINEARE GRAY	30,48x30,48
242 MATERA PEARL/SILVER/GRAY	30x90
256 MONVISO WHITE	35x28
44 MOSAICO DIDIER	28x28
48 MOSAICO ERVO	28x28
232, 234 PAROLE WHITE	40x120
286 PENCIL	1,25x30
250 RLV TARENTO SAND/TANUMBER	30x90
220 SALISBURY SILVER	40x120
254 SCANNO CARRARA	20x25
72, 75, 80 STECCHE	40x30
184 TANG SILVER	32,5x30
268 VALENTANO WHITE/MIX	7x90
94 VERNAZZA PEARL/TAN/GRAPHITE	31,2x31
208 VERNAZZA WHITE/BLACK	31,2x31
260 VULSINI WHITE/PEARL/SAND	4,5x90

(*) Referencias que no incluyen el nombre de la serie.

(* Items that don't include the series' name.



DISEÑA,
DESIGN,



PROYECTA,
PROJECT,



Y DECORA
& DECORATE,

INDEX

010 TAU BIG SIZES

Polivalente y grande, TAU BIG SIZES aúna la seducción estética de los grandes formatos, con las características técnicas del gres porcelánico de alta gama en 3 y 6 mm de espesor.

Polyvalent and large, TAU BIG SIZES combines all the eyecatching appeal of large formats with the technical characteristics of top-range porcelain tiles in a slimline thickness of just 3 to 6 mm.

026 GUÍA DE USO USER GUIDE

028 PORCELÁNICO PORCELAIN

216 REVESTIMIENTO WALL TILE

**298 PIEZAS ESPECIALES
SPECIAL PIECES**

302 PACKING LIST

**304 ESPECIFICACIONES TÉCNICAS
TECHNICAL SPECIFICATIONS**

**306 RECOMENDACIONES
RECOMMENDATIONS**

TAU

www.tauceramica.com

BIG SIZES


GRES PORCELÁNICO / PORCELAIN STONEWARE

Polivalente y grande, TAU BIG SIZES aúna la seducción estética de los grandes formatos, con las características técnicas del gres porcelánico de alta gama en 3 y 6 mm de espesor, que permite multitud de posibilidades de aplicación: fachadas, revestimiento, mobiliario, superficies de trabajo, techos...

TAU BIG SIZES engloba los grandes formatos porcelánicos de TAU, entre los que destaca, por su versatilidad y manejabilidad el 240x120, idóneo para cualquier tipo de reforma interior, sea de ámbito público o doméstico.

Polyvalent and large, TAU BIG SIZES combine the aesthetic seduction of large formats, with the technical characteristics of high-end porcelain stoneware in 3 and 6 mm thickness, which allows a multitude of application possibilities: facades, cladding, furniture, surfaces work, ceilings ...

TAU BIG SIZES encompass TAU's large porcelain tile formats, where we can distinguish the 240x120, which is ideal for any type of internal reform, whether public or domestic.



TAU

BIG SIZES

GRANDES FORMATOS / BIG SIZES



MARQUINA BLACK 64 / 67



SASSARI PEARL 94 / 97



CASTROVILLARI SILVER 184 / 187



ESSENZIALE SAND 210 / 211



VARENNA CARRARA 80 / 83



MATERIA METAL 212 / 215



GRUM BLACK 64 / 67



ESSENZIALE UMBER 210 / 211



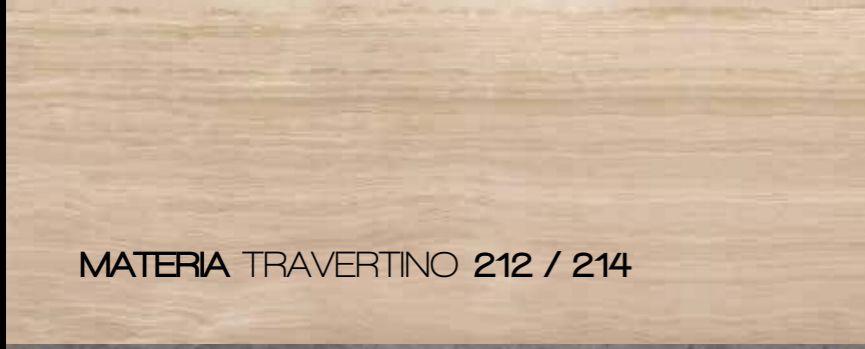
MATERIA KALOS 212 / 214



MATERIA TEXTILE 212 / 215



ALPI WHITE 208 / 209



MATERIA TRAVERTINO 212 / 214



FIDENZA GRAY 140 / 143



ESSENZIALE WHITE 210 / 211



SASSARI GRAPHITE 94 / 97



MATERIA STONE 140 / 143



ESSENZIALE LINEN 210 / 211



ESSENZIALE GRAY 210 / 211



SASSARI TAN 94 / 97



PIACENZA GRAY 156 / 159



ESSENZIALE SILVER 210 / 211



ESSENZIALE BLACK 210 / 211

BIG ESSENZ ESSENZ



Wall tile Sassari Pearl 240x120 ➤6.
 Floor tile Sassari Pearl 60x120.

BIG SIZES

TAU

GRES PORCELÁNICO / PORCELAIN STONEWARE

➤6 Sassari Pearl 240x120 detail.



Marquina Black 240x120 detail.



Varenna Carrara 240x120 detail.




BIG SIZES

TAU

GRES PORCELÁNICO / PORCELAIN STONEWARE

Wall tile Varenna Carrara 240x120 \times 6. Floor tile Altamura Silver 120x120 and TC Altamura Silver 30x30.



ESSENCE BIG

TAU

GRES PORCELÁNICO / PORCELAIN STONEWARE



3 Materia Textile 300x100 detail.



Wall tile Varese Onice 320x160 (Ascale) and Castrovillari Silver 240x120 6
Floor Tile Castrovillari Silver 240x120.



Wall tile Essenziale Silver 300x100 \rightarrow 3 and Sassari Tan 240x120 \rightarrow 6.
 Floor tile Sassari Tan 60x120.
 Furniture Essenziale Silver and Black 300x100 \rightarrow 3.
 Tops Cosmopolita Gray 320x160 (Ascale).

TAU

GRES PORCELÁNICO / PORCELAIN STONEWARE

BIG SIZES

\rightarrow 6 Sassari Tan 240x120 detail.





BIG SIZES



Fidenza Gray 240x120 detail. ⊗ 6



Wall tile Fidenza Gray 240x120 ⊗ 6
Floor tile Fidenza Gray 60x120.

TAU

PRODUCTO PRODUCT

Porfolio detallado de nuestro producto, ordenado por acabados y series.

Detailed portfolio of our products, arranged by series and finishes.

www.tauceramica.com

PORCELÁNICO varios formatos PORCELAIN TILE various formats

ARTE / ART

034 Tisse

MÁRMOLES / MARBLES

040 Altamura

044 Baranello

048 Barletta

052 Crotone

056 Dozza

060 Legend

064 Marquina

068 Millerighe

072 Portloren

076 Torano

080 Varenna

084 Varese

METALES / METALS

090 Corten

094 Sassari

MADERAS / WOODS

100 Diluca

104 Origin

108 Dive Plus

112 Forever

116 Marsala

120 Oristano

124 Ragusa

128 Seleni

PIEDRAS / STONES

136 Bluestone

140 Fidenza

144 Imperia

148 Kernberg

152 Litium

156 Piacenza

160 Soapstone

164 Totem

168 Valenta

172 Wornstone

BARROS / CLAYS

178 Terracina

CEMENTOS / CEMENTS

184 Castrovillari

188 Chelsea

192 Devon

196 Oristan

BÁSICOS / BASICS

202 Danxia

204 Heritage

206 Mythage

208 Alpi

208 Grum

PORCELÁNICO / PORCELAIN

3mm espesor / 3mm thick

100x300

210 Essenziale

212 Materia

REVESTIMIENTO PASTA BLANCA WHITE BODY WALL TILE

40x120

ARTE / ART

218 Tisse Wall

MÁRMOLES / MARBLES

222 Dozza Wall

PIEDRAS / STONES

226 Litium Wall

CEMENTOS / CEMENTS

230 Potenza Wall

BÁSICOS / BASICS

234 Bianchi

60x60

BÁSICOS / BASICS

236 Bianchi

MÁRMOLES / MARBLES

240 Altamura Wall

244 Berluzzi

248 Crotone Wall

252 Varenna Wall

METALES / METALS

256 Trivento

PIEDRAS / STONES

258 Carpi

258 Carpi Mix

258 Canaleto

262 Cornwall

CEMENTOS / CEMENTS

266 Amantea

266 Caserta

TEXTILES / TEXTILES

270 Channel

274 Trapani

278 Mantova

FORMATOS PEQUEÑOS SMALL FORMATS

282 Murada

284 Joia

286 Maiolica

288 Palmaria

290 Classic

- Acabados / Finishes
- Nombre / Name
- Características generales / General features
- Formatos / Formats
- Nº de Lienzos diferentes / Number of different designs
- *Codigo de precio / Price code
- *Price code
- Nº NCS
- Características técnicas / Technical features
- Colores disponibles / Available colours

DEVON

NATURAL (M1)
SEMIPULIDO

P V2 TXT R

FORMATS

WHITE
M10 0.0000 0

SILVER
M10 0.0000 0

TAN
M10 0.0000 0

GRAY
M10 0.0000 0

120 x 120 (M10)
NATURAL M 23

60 x 60 (M10)
ANTILLAS M 24

60 x 120 (M10)
NATURAL M 24

60x90 (M10)
NATURAL M 13

30x60 (M10)
SEMIPULIDO M 27

30x30 (M10)
SEMIPULIDO M 18

Devon Silver 120x120 datail

Devon Tan 120x120 datail

TECHNICAL SPECIFICATIONS

CLASIF. 0.1 N
100 g/m²
45 / 70
RESETE
RESETE
RESETE
LA
125
21.7 P6

*Posibilidad de movimiento COC2 entre el acabado natural. Consulte condiciones. Este movimiento puede producir cambios de color en la terminación natural.
*Possibility of movement COC2 between the natural finish. Consult conditions. This movement may cause color changes in the natural finish.

TAU

Wall 4th Channel Linen, Sand and DC Channel rnr 30x60. Material: Devon, Devon Antill...

- Número de página / Page number
- Descripción / Description
- Ambiente / Setting

TAU

PICTOGRAMAS
SYMBOLS

- | | | |
|--|--|---|
| <p>P PORCELÁNICO ESMALTADO
GLAZED PORCELAIN</p> <p>P_{cb} PORCELÁNICO MASA COLOREADA
COLOURED BODY PORCELAIN TILES</p> <p>W REVESTIMIENTO PASTA BLANCA
WHITE BODY WALL TILE</p> | <p>R_c RECTIFICADO
RECTIFIED TILES</p> <p>N_R NO RECTIFICADO
NON RECTIFIED</p> <p>RLV VOLUMEN PERCEPTIBLE
NOTICEABLE VOLUME</p> <p>TXT TEXTURADO
Relieve suave.
TEXTURED
Smooth relief</p> | <p>V1 TONO UNIFORME
UNIFORM TONE</p> <p>V2 LIGERA DESTONIFICACIÓN
SLIGHT SHADE VARIATION</p> <p>V3 DESTONIFICACIÓN MODERADA
MODERATE SHADE VARIATION</p> <p>V4 DESTONIFICACIÓN INTENSA
HIGH SHADE VARIATION</p> <p>≠ 20 ESPESOR DE 20mm.
20mm. THICKNESS</p> <p>≠ 6 ESPESOR DE 6mm.
6mm. THICKNESS</p> <p>≠ 3 ESPESOR DE 3mm.
3mm. THICKNESS</p> |
|--|--|---|

- | | | | |
|---|--|--|---|
|
DIMENSIÓN Y APARIENCIA
DIMENSION AND APPEARANCE |
RESISTENCIA A LA ABRASIÓN PROFUNDA
RESISTANCE TO DEEP ABRASION
mm ³ |
RESISTENCIA A LA HELADA
FROST RESISTANCE |
RESISTENCIA A LAS MANCHAS
STAIN RESISTANCE |
|
ABSORCIÓN DE AGUA
WATER ABSORPTION |
RESISTENCIA A LA FLEXIÓN
TENSILE STRENGTH
N/mm ² |
RESISTENCIA AL CUARTEO
CRAZING RESISTANCE |
RESISTENCIA AL DESLIZAMIENTO
SLIP RESISTANCE |
|
RESISTENCIA A LA ABRASIÓN SUPERFICIAL
RESISTANCE TO SUPERFICIAL ABRASION |
RESISTENCIA TÉRMICA
THERMAL RESISTANCE
t _c ° |
RESISTENCIA QUÍMICA
CHEMICAL RESISTANCE |
FUERA DE ESCALA
OUT OF SCALE |

PORCELAIN

TAU

POOR
CEL
AIN

PORCELÁNICO / PORCELAIN

ACABADOS TAU FINISHES



SEMIPULIDO
LAPPATO



PULIDO
POLISHED



ADZ
ANTISLIP



NATURAL
MATT
SATIN MATT FINISH



RLV ADZ
GRIP



NATURAL
MATT

TAU
ARTE

www.tauceramica.com

TISSE

PULIDO POLISHED

P V2

Rc

FORMATS



60 x 120 24"x48"
PULIDO M 27

MOSAICS



7x7
Tisse White
30x30 (7x7) 12"x12"
P 9



7x7
Tisse Silver
30x30 (7x7) 12"x12"
P 9



7x7
Tisse Blue
30x30 (7x7)
P 9


WHITE



SILVER



BLUE



Tisse White detail 60x120.

TECHNICAL SPECIFICATIONS



TAU

Wall tile Tisse Blue and Silver 60x120. Floor tile Devon Silver 60x120.






TISSE BLUE 12 DESIGNS 60x120



TISSE WHITE 12 DESIGNS 60x120



Tisse Silver detail 60x120



Tisse Blue detail 60x120



Wall tile Tisse Blue 60x120 and Diluca White 20x120.
Floor tile Tisse Blue 60x120.



TAU
MAR
BLES

www.tauceramica.com

ALTAMURA

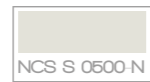
NATURAL MATT
PULIDO POLISHED

P V2

Rc

FORMATS

PEARL



120x120 48"x48"
PULIDO M 38



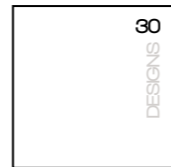
75 x 75 30"x30"
NATURAL M 18
PULIDO M 21



37,5 x 75 15"x30"
NATURAL M 18
PULIDO M 21



60 x 120 24"x48"
NATURAL M 24
PULIDO M 27



60 x 60 24"x24"
NATURAL M 13
PULIDO M 15





30 x 60 12"x24"
NATURAL M 12
PULIDO M 14

SILVER



MOSAICS

Disponibles en Natural y Pulido
Available in Matt and Polished



TC ALTAMURA PEARL
30x30 12"x12"
P 18

TC ALTAMURA SILVER
30x30 12"x12"
P 18

TC ALTAMURA GRAY
30x30 12"x12"
P 18

MARMI
ALTAMURA GRAY
(Altamura Gray/Barletta White)
20x40 8"x16"
P 10

GRAY




TECHNICAL SPECIFICATIONS



*Posibilidad de tratamiento C2 sobre el acabado natural. Consulte condiciones. Este tratamiento puede producir cambio de color en las tonalidades oscuras.
Possibility to get C2 anti-slip rating for Nat finish. Check conditions. This process may generate shade variation in dark colours

TAU

Wall and floor tile Altamura Gray 60x120.





ALTAMURA PEARL 15 DESIGNS 60x120



Floor and wall tile Altamura Pearl 30x60.



ALTAMURA SILVER 15 DESIGNS 60x120



Wall tile Altamura Silver 60x120 and Ragusa Coffee 20x120. Floor tile Altamura Silver 60x60.

BARANELLO

NATURAL MATT
PULIDO POLISHED

P


V2

Rc

FORMATS



75 x 75 30"x30"
☐ NATURAL M 18
☐ PULIDO M 21



60 x 120 24"x48"
☐ NATURAL M 24
☐ PULIDO M 27



60 x 60 24"x24"
☐ NATURAL M 13
☐ PULIDO M 15



37,5 x 75 15"x30"
☐ NATURAL M 18
☐ PULIDO M 21

MOSAICS

Disponibles en Natural y Pulido
Available in Matt and Polished



MARM
BARANELLO WHITE
(Baranello White/Altamura Gray)
20x40 8"x16"
P 10



SQR BARANELLO WHITE
28x28 11 1/2"x11 1/2"
P 14



Mosaioco Didier
28x28 (3x3)
P 26 11 1/2"x11 1/2"

Disponible en acabado natural.
Available in matt finish.

TECHNICAL SPECIFICATIONSS



WHITE



*Posibilidad de tratamiento C2 sobre el acabado natural. Consulte condiciones.
Possibility to get C2 anti-slip rating for Nat finish. Check conditions.

TAU

Wall tile Baranello White 60x120.





BARANELLO WHITE 15 DESIGNS 60x120



Floor tile Baranello White 60x120. Wall tile Baranello White 60x120.

BARLETTA

NATURAL MATT
PULIDO POLISHED


P V2

Rc

FORMATS



75 x 75 30"x30"
☐ NATURAL M 18
☐ PULIDO M 21



60 x 120 24"x48"
☐ NATURAL M 24
☐ PULIDO M 27



60 x 60 24"x24"
☐ NATURAL M 13
☐ PULIDO M 15




37,5 x 75 15"x30"
☐ NATURAL M 18
☐ PULIDO M 21

MOSAICS

Disponibles en Natural y Pulido
Available in Matt and Polished



MARMI
BARLETTA WHITE
(Barletta White/Altamura Gray)
20x40 8"x16"
P 10



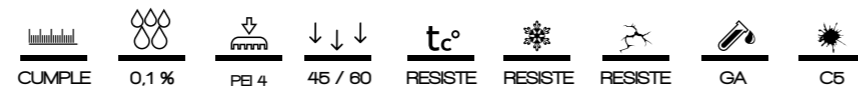
SQR BARLETTA WHITE
28x28 11 1/2"x11 1/2"
P 14



Mosaico Ervo
28x28 (3x3) 11 1/2"x11 1/2"
P 26


Disponible en acabado natural.
Available in matt finish.

TECHNICAL SPECIFICATIONS




*Posibilidad de tratamiento C2 sobre el acabado natural. Consulte condiciones.
Possibility to get C2 anti-slip rating for Nat finish. Check conditions.

WHITE




TAU

Wall tile Barletta White 60x120, floor tile Barletta White 60x120 and Altamura Gray 75x75.





BARLETTA WHITE 15 DESIGNS 60x120



Floor tile Barletta White 60x120.

CROTONE

NATURAL MATT
PULIDO POLISHED

P V2

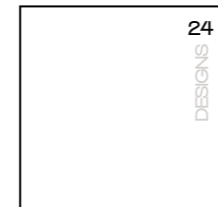
Rc

FORMATS

SAND



120x120 48"x48"
PULIDO M 38



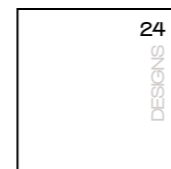
75 x 75 30"x30"
NATURAL M 18
PULIDO M 21



37,5 x 75 15"x30"
NATURAL M 18
PULIDO M 21



60 x 120 24"x48"
NATURAL M 24
PULIDO M 27



60 x 60 24"x24"
NATURAL M 13
PULIDO M 15

TAN




MOSAICS

Disponibles en Natural y Pulido
Available in Matt and Polished




MARMI CROTONE
(Umber/Sand)
20x40 8"x16"
P 10



TC
CROTONE SAND
30x30 12"x12"
P 18



TC
CROTONE TAN
30x30 12"x12"
P 18



TC
CROTONE UMBER
30x30 12"x12"
P 18

UMBER




TECHNICAL SPECIFICATIONS



*Posibilidad de tratamiento C2 sobre el acabado natural. Consulte condiciones. Este tratamiento puede producir cambio de color en las tonalidades oscuras.
Possibility to get C2 anti-slip rating for Nat finish. Check conditions. This process may generate shade variation in dark colours

TAU

Wall and Floor Tile Crotone Tan 60x120.






CROTONE SAND 15 DESIGNS 60x120



Floor tile Crotone Sand 60x120. Wall tile Crotone Sand 30x90.



CROTONE UMBER 15 DESIGNS 60x120



Floor tile Crotone UMBER 60x120. Wall tile Crotone UMBER 30x90.


DOZZA

PULIDO POLISHED

P V2

Rc



FORMATS



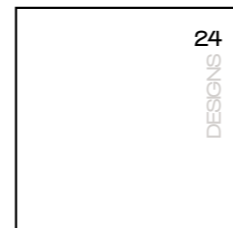
90x180 36"x71"
PULIDO M 40

Disponible en White
Available in White

WHITE



120 x 120 48"x48"
PULIDO M 38



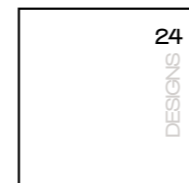
75 x 75 30"x30"
PULIDO M 21



37,5 x 75 15"x30"
PULIDO M 21




60 x 120 24"x48"
PULIDO M 27




60 x 60 24"x24"
PULIDO M 15

MOSAICS

GOLD



TC
DOZZA GOLD
30x30 12"x12"
P 18



TC
DOZZA WHITE
30x30 12"x12"
P 18

TECHNICAL SPECIFICATIONS



TAU

Floor tile Dozza Gold 60x120. Wall tile Dozza Gold 40x120 and TC Dozza Gold 30x30.





DOZZA GOLD 12 DESIGNS 60x120



DOZZA WHITE 12 DESIGNS 60x120



Floor tile Dozza Gold 60x120. Wall tile Dozza Gold 60x120 and Incontro Gold 40x120.



Floor tile Dozza White 60x120. Wall tile Dozza White 60x120, Riv Dozza White 40x120 and Murada Silver 10x40.

LEGEND

NATURAL MATT
PULIDO POLISHED

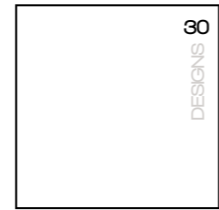
P V2

Rc

FORMATS



120x120 48"x48"
PULIDO M 38



75 x 75 30"x30"
NATURAL M 18
PULIDO M 21



37,5 x 75 15"x30"
NATURAL M 18
PULIDO M 21



60 x 120 24"x48"
NATURAL M 24
PULIDO M 27



60 x 60 24"x24"
NATURAL M 13
PULIDO M 15

MOSAICS

Disponibles en Natural y Pulido
Available in Matt and Polished



MARMI
LEGEND SAND
(Legend Sand /
Crotone Umber)
20x40 8"x16"
P 10



TC
LEGEND SAND
30x30 12"x12"
P 18

TECHNICAL SPECIFICATIONS

SAND




CUMPLE
 0,1%
 PEI 3
 45 / 60
 RESISTE
 RESISTE
 RESISTE
 GA
 C5

*Posibilidad de tratamiento C2 sobre el acabado natural. Consulte condiciones.
Possibility to get C2 anti-slip rating for Nat finish. Check conditions.

TAU

Floor and wall tile Legend Sand 60x120.





LEGEND SAND 15 DESIGNS 60x120



Floor tile Legend Sand 60x120. Wall tile Legend Sand 60x120 and Iseo Sand 30x90.


MARQUINA

PULIDO POLISHED


P V2

Rc

FORMATS




240 x 120 96"x48"
6 PULIDO M 49




260 x 120 102"x48"
6 PULIDO

*Bajo pedido, consulte condiciones
Upon request, check conditions

MOSAICS




AUREA
MARQUINA BLACK
29,5X26,5 11 1/4"x10 1/4"
6 P 26



SQR
MARQUINA BLACK
28X28 11 1/8"x11 1/8"
6 P 29

TECHNICAL SPECIFICATIONS

MARQUINA



CUMPLE	0,1%	PEI 3	45 / 60	RESISTE	RESISTE	RESISTE	GA	C5

TAU

Wall tile Marquina Black 240x120 6. Floor tile Oristano Coffee 20x120 and Barletta White 60x120





MARQUINA BLACK 05 DESIGNS 240x120



Wall tile Marquina Black 240x120 ± 6
Floor and Wall tile Origin Tan 22,5x180

MILLERIGHE

PULIDO POLISHED

P V2

Rc

FORMATS

GRAY



90 x 180 36"x71"
PULIDO M 40

SILVER



60 x 120 24"x48"
PULIDO M 27

MOSAICS



TAN



7x7
Millerighe Gray
30x30 (7x7) 12"x12"
P 9



7x7
Millerighe Silver
30x30 (7x7) 12"x12"
P 9




7x7
Millerighe Tan
30x30 (7x7) 12"x12"
P 9



7x7
Millerighe White
30x30 (7x7) 12"x12"
P 9

WHITE




TECHNICAL SPECIFICATIONS



TAU

Wall tile Millerighe Gray 60x120. Floor tile Millerighe Silver 60x120.





MILLERIGHE TAN 14 DESIGNS 60x120



Wall tile Millerighe Tan and White 60x120.
Floor tile Millerighe White 60x120.



MILLERIGHE SILVER 14 DESIGNS 60x120



Wall tile Millerighe Gray and Castrovillari Silver 60x120.
Floor tile Millerighe Silver and Castrovillari Silver 60x120.

PORTLOREN

PULIDO POLISHED

P V2+

Rc

FORMATS




120x120 48"x48"
PULIDO M 38

SPECIAL PIECES



STECHE
(Portloren/Varenna)
40x30 16"x12"
PULIDO P 19



TRI
PORTLOREN
23,2x20 9"x7,8"
O NATURAL M 33

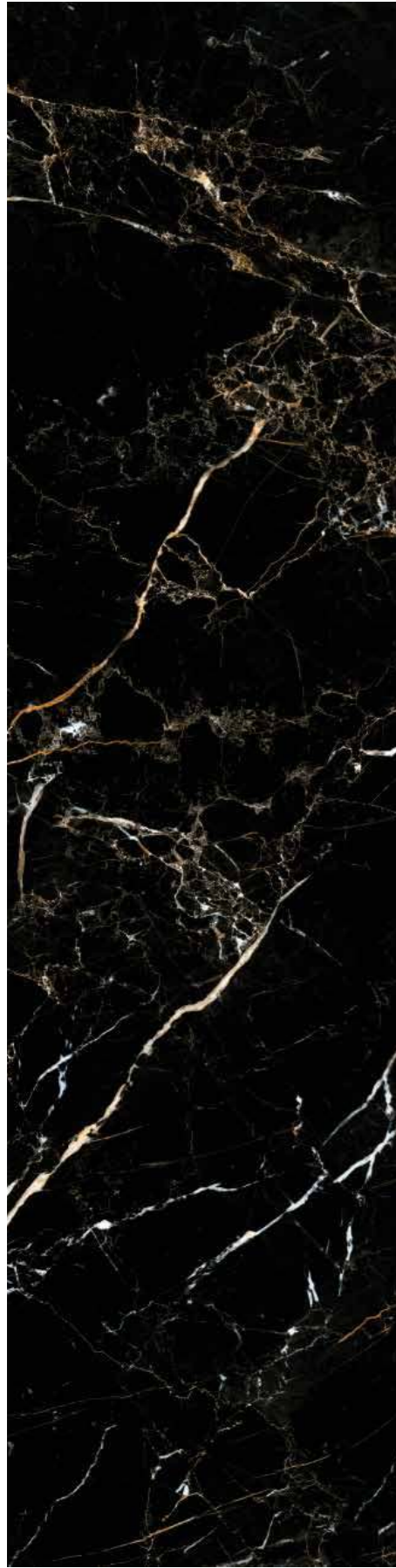
Ejemplos de colocación en la página 75
Laying examples in page 75

TECHNICAL SPECIFICATIONS

BLACK





CUMPLE	0,1%	PEI 3	45 / 60	RESISTE	RESISTE	RESISTE	GA	C5




TAU

Floor tile Portloren Black 120x120. Wall tile Varenna Carrara 30x90.





PORTLOREN BLACK 06 DESIGNS 120x120



Floor tile Portloren Black and Varenna Carrara 120x120. Wall tile Varenna Carrara 120x120.




STECCHE
 (Portloren/Varenna)
 40x30 16"x12"
 ☐ PULIDO P 19

TRI PORTLOREN
 23,2x20 9"x7,8"
 ○ NATURAL M 33

TRI VARENNA
 23,2x20 9"x7,8"
 ○ NATURAL M 33


TORANO

NATURAL MATT
PULIDO POLISHED

P V2

Rc

FORMATS



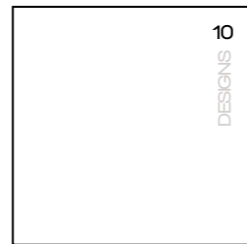
05
DESIGNS

90 x 180 36"x71"
NATURAL M 37
PULIDO M 40



12
DESIGNS

45 x 90 18"x36"
NATURAL M 22
PULIDO M 23



10
DESIGNS

90 x 90 36"x36"
NATURAL M 24
PULIDO M 27



30
DESIGNS

60 x 60 24"x24"
NATURAL M 13
PULIDO M 15



60
DESIGNS

30 x 60 12"x24"
NATURAL M 12
PULIDO M 14

MOSAICS




7x7
TORANO STATUARIO
30x30 (7x7) 12"x12"
P 9

TECHNICAL SPECIFICATIONS



STATUARIO



NCS S 0300 N

*Posibilidad de tratamiento C2 sobre el acabado natural. Consulte condiciones.
Possibility to get C2 anti-slip rating for Nat finish. Check conditions.

TAU

Floor and wall tile Torano Statuario 90x180.





TORANO STATUARIO 12 DESIGNS 45x90



Wall tile Torano Statuario 45x90.
Floor tile Altamura Silver 60x120 and TC Altamura Silver 30x30.



Wall tile Torano Statuario 90x180.
Floor tile Altamura Silver 120x120. Tops Torano Statuario and Grum Black 320x160 (Ascale)

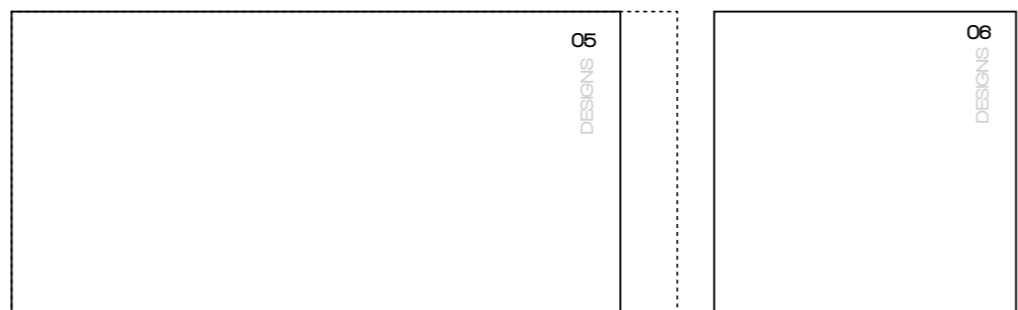
VARENNA

NATURAL MATT
SEMIPULIDO LAPPATO
PULIDO POLISHED

P V2

Rc

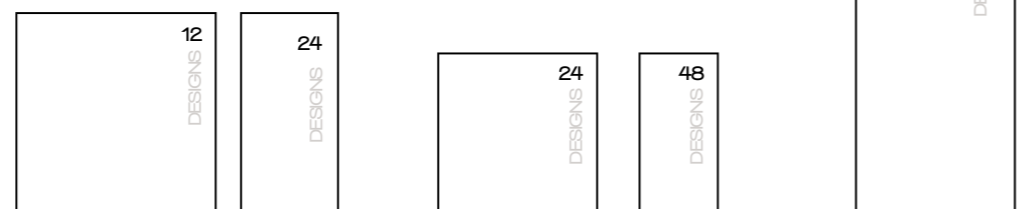
FORMATS



120 x 240 48"x96"
 ☐ 6 SEMIPULIDO M 48
 ☐ 6 PULIDO M 49

120 x 160 48"x102"
 ☐ 6 SEMIPULIDO
 ☐ 6 PULIDO
 *Bajo pedido, consulte condiciones
 Upon request, check conditions

120x120 48"x48"
 ☐ PULIDO M 38



75 x 75 30"x30"
 ☐ NATURAL M 18
 ☐ PULIDO M 21

37,5 x 75 15"x30"
 ☐ NATURAL M 18
 ☐ PULIDO M 21

60 x 60 24"x24"
 ☐ NATURAL M 13
 ☐ PULIDO M 15

30 x 60 12"x24"
 ☐ NATURAL M 14
 ☐ PULIDO M 14

60 x 120 24"x48"
 ☐ NATURAL M 24
 ☐ PULIDO M 27

MOSAICS



STECCHE
 (Portofino/Varenna)
 40x30 16"x12"
 ☐ PULIDO P 19

AUREA VARENNA CARRARA
 29,5x26,5 11 3/4"x10 3/4"
 ☐ 6 P 26

SQR VARENNA CARRARA
 28x28 11 1/4"x11 1/4"
 ☐ 6 P 29

Ejemplos de colocación en la página 75
Laying examples in page 75

SPECIAL PIECES



TRI VARENNA
 23,2x20 9"x7,8"
 ☐ NATURAL M 33

Ejemplos de colocación en la página 75
Laying examples in page 75

TECHNICAL SPECIFICATIONS

CARRARA

NCS S 0300 N



*Posibilidad de tratamiento C2 sobre el acabado natural. Consulte condiciones.
Possibility to get C2 anti-slip rating for Nat finish. Check conditions.

TAU

Floor tile Varenna Carrara 120x120.





VARENNA CARRARA 06 DESIGNS 120x120



Floor tile Varenna Carrara 120x120. Wall tile Alpi White and Grum Black 120x240.



Floor tile Varenna Carrara 60x60. Wall tile Varenna Carrara 30x60.

VARESE

NATURAL MATT
PULIDO POLISHED

P V2+

Rc

FORMATS



DESIGNS 04

90 x 180 36"x71"
□ NATURAL M 37
□ PULIDO M 40

MOSAICS



7x7 VARESE
ONICE
30x30 (7x7) 12"x12"
P 9

TECHNICAL SPECIFICATIONS




CUMPLE	0,1 %	PEI 3	45 / 60	RESISTE	RESISTE	RESISTE	GA	C5	

*Posibilidad de tratamiento C2 sobre el acabado natural. Consulte condiciones.
Possibility to get C2 anti-slip rating for Nat finish. Check conditions.

TAU

Wall and floor tile Varese Onice 90x180.





VARESE ONICE 04 DESIGNS 90x180



Floor tile Varese Onice 90x180. Wall tile Varese Onice 90x180, Origin Silver 22,5x180 and Everton Silver 30x90.

TAU
ME
TALS

www.tauceramica.com

CORTEN

NATURAL MATT
SEMIPULIDO LAPPATO

Pcb V4

Rc NR

FORMATS

Sempulido solo disponible en blanco y beige
Lappato only available in blanco and beige


BLANCO



60 x 60 24"x24"
○ NATURAL M 23
□ SEMIPULIDO M 24
□ SEMIPULIDO M 25



30 x 60 12"x24"
□ NATURAL M 23
□ SEMIPULIDO M 24
○ NATURAL M 22



60 x 120 24"x48"
Disponle en A, B y blanco.
Available in A, B, and blanco.
□ NATURAL M 30
□ SEMIPULIDO M 32

BEIGE



45 x 90 18"x35"
□ NATURAL M 27
□ SEMIPULIDO M 29



45x45 18"x18"
Disponle en blanco y beige.
Available in blanco and beige.
○ NATURAL M 18

MOSAICS



CORTEN A




Corten BLANCO mosaico
30x30 (2,5x7) 12"x12"
M 49



Corten BEIGE mosaico
30x30 (2,5x7) 12"x12"
M 49



CORTEN A mosaico
30x30 (2,5x7) 12"x12"
M 49



CORTEN B mosaico
30x30 (2,5x7) 12"x12"
M 49

CORTEN B



TECHNICAL SPECIFICATIONS




*Evitar el contacto con disoluciones ácidas. *Avoid any contact with acid solutions.

TAU

Wall and floor tile Corten A 60x120.





CORTEN BLANCO 06 DESIGNS 60x120



Floor tile Corten Blanco 60x120.



CORTEN A 06 DESIGNS 60x120



Wall tile Corten A 30x60, Floor tile Corten A 60x60.



Wall tile Corten B 60x60.

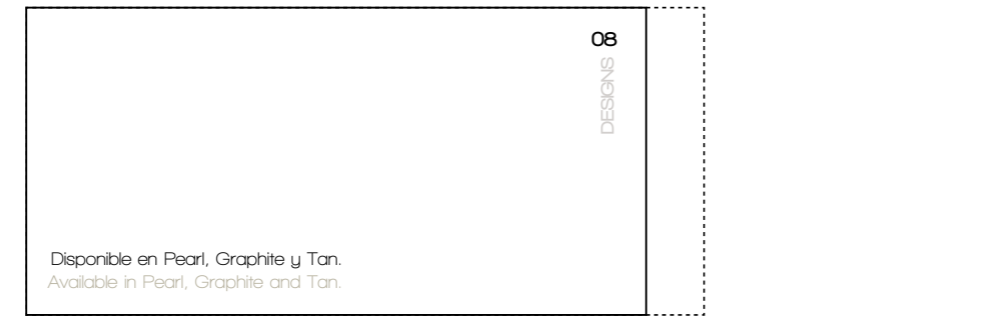
SASSARI

NATURAL MATT
PULIDO POLISHED

P **V3**

Rc

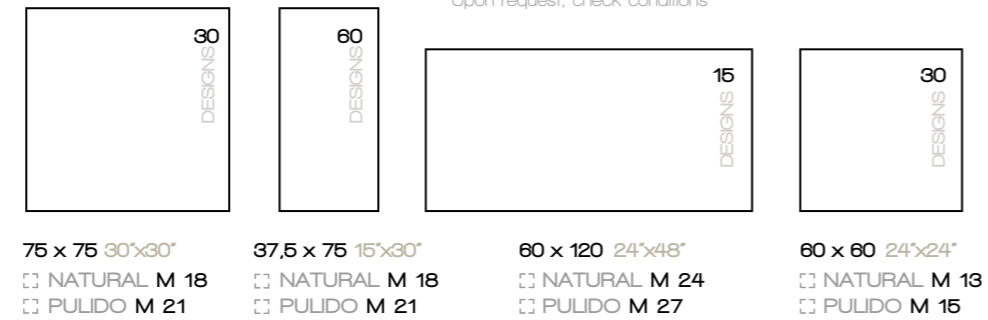
FORMATS



120 x 240 48"x98"
 □ **6** NATURAL M 43
 □ **6** PULIDO M 49

120x260 48"x102"
 □ **6** NATURAL
 □ **6** PULIDO

*Bajo pedido, consulte condiciones
 Upon request, check conditions



MOSAICS


Disponibles en Natural y Pulido
 □ **6** Disponibles en Pearl, Tan y Graphite.
 □ **6** Available in Pearl, Tan and Graphite.



TRIS SASSARI TEMPERATE
 (Sassari Silver/Graphite)
30x30 12"x12"
 P 25

HELIX SASSARI GLOOMLY
 (Sassari Tan/Graphite)
29x29 11 1/4"x11 1/4"
 P 18

TRIS SASSARI SILVER
30x30 12"x12"
 P 23



AUREA SASSARI PEARL
29,5x26,5 11 3/4"x10 3/4"
 □ **6** P 26

SQR SASSARI PEARL
28x28 11 1/4"x11 1/4"
 □ **6** P 29

VERNAZZA PEARL
31,2x31 12"x12"
 □ **6** P 17

Vidrio reciclado coloreado en masa. (revestimiento y pavimento)
 Coloured body recycled glass (wall and floor).
 40% brillo + 60% mate.
 40% glossy + 60% matt

TECHNICAL SPECIFICATIONS



*Posibilidad de tratamiento C2 sobre el acabado natural. Consulte condiciones. Este tratamiento puede producir cambio de color en las tonalidades oscuras.
 Possibility to get C2 anti-slip rating for Nat finish. Check conditions. This process may generate shade variation in dark colours

- PEARL
NCS S 0500 N
- DEC. PEARL
NCS S 0500 N
- SILVER
NCS S 1500 N
- DEC. SILVER
NCS S 1500 N
- TAN
NCS S 2005 Y60R
- DEC. TAN
NCS S 2005 Y60R
- GRAPHITE
NCS S 3502 Y
- DEC. GRAPHITE
NCS S 3502 Y

TAU

Wall tile Dec. Sassari Graphite 60x120, floor tile Sassari Pearl 60x120.





DEC. SASSARI PEARL 10 DESIGNS 60x120

Disponibile en todos los colores, para los formatos 60x120 y 60x60.

Available in all colours, for 60x120, and 60x60 sizes.



Floor tile Sassari Pearl 60x120. Wall tile Dec. Sassari Graphite 60x120.



SASSARI GRAPHITE 15 DESIGNS 60x120



Floor tile Sassari Graphite 60x120. Wall tile Dec. Sassari Graphite 60x120.

TAU
WOODS

www.tauceramica.com


DILUCA

NATURAL MATT

Pcb V3

Rc

FORMATS




DESIGNS 18

30 x 180 12'x71"
NATURAL M 33



DESIGNS 24

22,5 x 180 9'x71"
NATURAL M 33



DESIGNS 36

20 x 120 8'x48" **TXT**
NATURAL M 23

MOSAICS



LEGNO DILUCA UMBER
22x22 8 5/8"x8 5/8"
P 5



LEGNO DILUCA TAN
22x22 8 5/8"x8 5/8"
P 5



LEGNO DILUCA WHITE
22x22 8 5/8"x8 5/8"
P 5



Floor tile Diluca White 22,5x180.

TECHNICAL SPECIFICATIONS

*Posibilidad de tratamiento C2/C3 sobre el acabado natural. Consulte condiciones. Este tratamiento puede producir cambio de color en las tonalidades oscuras.
Possibility to get C2/C3 anti-slip rating for Nat finish. Check conditions. This process may generate shade variation in dark colours

TAU

Floor tile Diluca White 22,5x180.



UMBER



TAN



WHITE





DILUCA UMBER 24 DESIGNS 22,5x180



DILUCA TAN 36 DESIGNS 20x120



Floor and wall tile Diluca UMBER 22,5x180.



Floor tile Diluca TAN 20x120.

ORIGIN

NATURAL MATT


P V3 TXT R_c

FORMATS


GRAY



30 x 180 12"x71"
NATURAL M 33



22,5 x 180 9"x71"
NATURAL M 33



20 x 120 8"x48"
NATURAL M 23

SILVER



MOSAICS



LEGNO ORIGIN TAN
22x22 8 5/8"x8 5/8"
P 5

Disponible en todos los colores.
Available in all colours.

TAN



UMBER



Origin Gray detail.

Origin Umber detail.

TECHNICAL SPECIFICATIONS

CUMPLE	0,1 %	FEI 3/4	45 / 60	RESISTE	RESISTE	RESISTE	UA	C5	C1/R9 NAT. DCOF > 0,42

*Posibilidad de tratamiento C2/C3 sobre el acabado natural. Consulte condiciones. Este tratamiento puede producir cambio de color en las tonalidades oscuras.
Possibility to get C2/C3 anti-slip rating for Nat finish. Check conditions. This process may generate shade variation in dark colours.

TAU

Wall tile Millerighe White 90x180 and Origin Tan 22,5x180. Floor tile Millerighe Tan 90x180.





ORIGIN GRAY 42 DESIGNS 20x120



Wall tile Origin Gray 22,5x180. Floor tile Origin Silver 22,5x180.



ORIGIN UMBER 18 DESIGNS 30x180



Floor tile Origin Umber 30x180.

DIVE PLUS

PULIDO POLISHED

P V4

Rc

FORMATS

TAN



DESIGNS 18

20 x 120 8"x48"
PULIDO M 27

GRAY



MIX



Wall and floor tile Dive Plus Tan 20x120

TECHNICAL SPECIFICATIONS



TAU

Wall tile Dive Plus Mix 20x120. Floor tile Bluestone Black 75x75.






DIVE PLUS TAN 18 DESIGNS 20x120



DIVE PLUS GRAY 18 DESIGNS 20x120



Wall tile Dive Plus Gray 20x120. Floor Devon Gray 60x120



HAYA



FOREVER

NATURAL MATT
ADZ ANTISLIP


P V3

Rc NR

ROBLE



FORMATS



20 x 120 8"x48"
NATURAL M 23




25 x 100 10"x39"
NATURAL M 13




15x60 6"x24"
NATURAL M 11
ADZ M 11

*Consulte más colores en catalogo Atelier.
Check more colours in Atelier catalogue

ARCE



MOSAICS



Forever MOSAICO A (5x5)
30x30 12"x12"
M 48



Forever MOSAICO B (5x5)
30x30 12"x12"
M 48

TILO



OLIVO



TECHNICAL SPECIFICATIONS

CUMPLE	0,1 %	PE 3/4	45 / 60	RESISTE	RESISTE	RESISTE	UA	C5	C1 / R8 NAT, C3 / R11 ADZ DCOF > 0,42

*Posibilidad de tratamiento C2/C3 sobre el acabado natural. Consulte condiciones. Este tratamiento puede producir cambio de color en las tonalidades oscuras.
Possibility to get C2/C3 anti-slip rating for Nat finish. Check conditions. This process may generate shade variation in dark colours

TAU

Floor tile Forever Tilo 20x120. Wall tile Dec. Sassari Graphite 60x120.





FOREVER ROBLE 18 DESIGNS 20x120



Floor tile Forever Roble 20x120.



FOREVER OLIVO 18 DESIGNS 20x120



Floor tile Forever Olivo 15x80.

MARSALA


NATURAL MATT
ADZ ANTISLIP

Pcb V3+ TXT R_c

FORMATS

✂ 20 Disponible en Umber y Gray. Available in Umber and Gray.

TAN



20 x 120 8"x48"
 □ NATURAL M 23
 □ ADZ M 26



29,5 x 120 12"x48"
 □ ✂ 20 ADZ M 38

MOSAICS

Disponibles en Natural.
Available in Natural.



LEGNO MARSALA TAN
 22x22 8 5/8"x8 5/8"
 P 5



LEGNO MARSALA UMBER
 22x22 8 5/8"x8 5/8"
 P 5



LEGNO MARSALA GRAY
 22x22 8 5/8"x8 5/8"
 P 5

UMBER



Wall tile Castrovillari Silver 240x120 ✂ 6
 Floor tile Castrovillari Silver 60x120 and Marsala Umber 29,5x120 ✂ 20

GRAY



TECHNICAL SPECIFICATIONS

CUMPLE 0,1%
 110 / 130
 45 / 60
 RESISTE
 RESISTE
 RESISTE
 UA
 C5
 C1 / R9 NAT.
 C3 / R11 ADZ
 DCOF > 0,42

*Posibilidad de tratamiento C2/C3 sobre el acabado natural. Consulte condiciones. Este tratamiento puede producir cambio de color en las tonalidades oscuras.
 Possibility to get C2/C3 anti-slip rating for Nat finish. Check conditions. This process may generate shade variation in dark colours



TAU

Floor tile Marsala Umber 20x120. Wall tile Marsala Umber 20x120.





MARSALA TAN 45 DESIGNS 20x120



MARSALA GRAY 45 DESIGNS 20x120



Floor tile Marsala Tan 20x120 Wall tile Mantova White 30x90 and Quadrato Linen 25x50.



Floor tile Marsala Gray 20x120. Wall tile Terracina Gray 60x120 and Carpi Pearl 30x90.

ORISTANO

NATURAL MATT
ADZ ANTISLIP

Pcb

V3+

TXT

Rc

FORMATS

DESIGNS 24

20 x 120 8"x48"
 □ NATURAL M 23
 □ ADZ M 26

MOSAICS



LEGNO ORISTANO WHITE
 (Oristano White)
 22x22
 P 7



LEGNO ORISTANO BASIC
 (Oristano White/Black)
 22x22 8 5/8"x8 5/8"
 P 7



LEGNO ORISTANO GLOOMY
 (Oristano Coffee/White)
 22x22 8 5/8"x8 5/8"
 P 7



Floor tile Oristano White 20x120. Wall tile Bianchi and Brindisi 30x90

TECHNICAL SPECIFICATIONS

CUMPLE	0,1 %	110 / 130	45 / 60	RESISTE	RESISTE	RESISTE	UA	C5	C1 / R9 NAT, C3 / R11 ADZ DCOF > 0,42

*Posibilidad de tratamiento C2/C3 sobre el acabado natural. Consulte condiciones. Este tratamiento puede producir cambio de color en las tonalidades oscuras.
 Possibility to get C2/C3 anti-slip rating for Nat finish. Check conditions. This process may generate shade variation in dark colours

WHITE



COFFEE



BLACK



TAU

Floor tile Oristano Coffee 20x120. Wall tile Oristano Coffee 20x120 and Terracina White 60x120.





ORISTANO BLACK 24 DESIGNS 20x120



ORISTANO WHITE 24 DESIGNS 20x120



Oristano Black detail.



Oristano White detail.



Floor and Wall tile Oristano White, 20x120 and Castrovillari White 60x120.

RAGUSA

NATURAL MATT
ADZ ANTISLIP

Pcb V3+

Rc

SAND



FORMATS

DESIGNS 45

20 x 120 8'x48"
 NATURAL M 23
 ADZ M 28

MOSAICS

Disponibile en Natural. Available in Natural.

CAMEL



LEGNO RAGUSA SAND
22x22 8 3/8"x8 3/8"
P 5



LEGNO RAGUSA CAMEL
22x22 8 3/8"x8 3/8"
P 5

UMBER



LEGNO RAGUSA UMBER
22x22 8 3/8"x8 3/8"
P 5



LEGNO RAGUSA COFFEE
22x22 8 3/8"x8 3/8"
P 5

COFFEE



TECHNICAL SPECIFICATIONS


CUMPLE	0,1 %	110 / 130	45 / 60	RESISTE	RESISTE	RESISTE	UA	C 5	C1 / R9 NAT. C3 / R11 ADZ DCOF > 0,42

*Posibilidad de tratamiento C2/C3 sobre el acabado natural. Consulte condiciones. Este tratamiento puede producir cambio de color en las tonalidades oscuras.
 Possibility to get C2/C3 anti-slip rating for Nat finish. Check conditions. This process may generate shade variation in dark colours.



TAU

Floor tile Ragusa Camel 20x120.





RAGUSA SAND 45 DESIGNS 20x120



RAGUSA UMBER 45 DESIGNS 20x120



Floor tile Ragusa Sand 20x120 and Castrovillari White 60x120. Wall tile Alpi White 120x240.



Floor tile Ragusa Umber 20x120.

SELENI

NATURAL MATT

Pcb V3+ TXT

Rc

FORMATS



20 x 120 8"x48"
NATURAL M 23

MOSAICS



LEGNO SELENI WHITE
22x22 8 5/8"x8 5/8"
P 5



LEGNO SELENI GRAY
22x22 8 5/8"x8 5/8"
P 5



LEGNO SELENI COFFEE
22x22 8 5/8"x8 5/8"
P 5



LEGNO SELENI BLACK
22x22 8 5/8"x8 5/8"
P 5


SPECIAL PIECES

Disponible en todos los colores.
Available in all colours.



CHEVRON SELENI
9,8x46,5 3,8"x18,3"
NATURAL M 31

WHITE




GRAY



COFFEE



BLACK



Seleni Black detail.



Chevron Seleni Black and White detail.

TECHNICAL SPECIFICATIONS

CUMPLE	0,1%	110 / 130	45 / 60	RESISTE	RESISTE	RESISTE	UA	C5	C1 / R9 NAT. DCOF > 0,42

*Posibilidad de tratamiento C2/C3 sobre el acabado natural. Consulte condiciones. Este tratamiento puede producir cambio de color en las tonalidades oscuras.
Possibility to get C2/C3 anti-slip rating for Nat finish. Check conditions. This process may generate shade variation in dark colours.

TAU

Floor tile Seleni White 20x120.





SELENI GRAY 45 DESIGNS 20x120



Floor tile Seleni Gray 20x120.



SELENI BLACK 45 DESIGNS 20x120



Floor tile Seleni Black 20x120.



P V3+ TXT



Nr O



CHEVRON SELENI.
9,8x46,5 3,8"x18,3"
O NATURAL M 31 P



CHEVRON COFFEE



CHEVRON GRAY



TAU
STONES

www.tauceramica.com

BLUESTONE

NATURAL MATT


Pcb

V2+

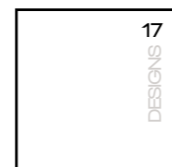
TEXT

Rc

FORMATS




75 x 75 30"x30"
NATURAL M 18



60x60 24"x24"
NATURAL M 13

MOSAICS



Disponible en todos los colores.
Available in all colours.

BLUESTONE GRAY MOSAICO
30x30 (6x6) 12"x12" (2"x2")
M 38



Bluestone Black and Oristano Black



Bluestone Gray, Tan and Oristano White

TECHNICAL SPECIFICATIONS



*Posibilidad de tratamiento C2/C3 sobre el acabado natural. Consulte condiciones. Este tratamiento puede producir cambio de color en las tonalidades oscuras.
Possibility to get C2/C3 anti-slip rating for Nat finish. Check conditions. This process may generate shade variation in dark colours

TAU

Floor tile Bluestone Gray 75x75.





BLUESTONE TAN 17 DESIGNS 75x75



Floor tile Bluestone Tan 75x75.




BLUESTONE BLACK 17 DESIGNS 60x60



Floor tile Bluestone Black 75x75.

LINEN



FIDENZA

NATURAL MATT
SEMIPULIDO LAPPATO
RLV ADZ GRIP

Pcb V3+ TXT

Rc NR

PEARL



FORMATS

± 20 Disponible en Pearl, Silver, Tan, Gray y Graphite.
Available in Pearl, Silver, Tan, Gray and Graphite


SILVER



120x260 48"x102"
 □ ± 6 NATURAL
 □ ± 6 SEMIPULIDO
 *Bajo pedido, consulte condiciones
 Upon request, check conditions

120 x 240 48"x96"
 □ ± 6 NATURAL M 43
 □ ± 6 SEMIPULIDO M 48


SAND



60 x 120 24"x48"
 □ NATURAL M 24
 □ SEMIPULIDO M 27



30 x 60 12"x24"
 □ NATURAL M 12
 □ SEMIPULIDO M 14
 □ ADZ M 14




120x120 48"x48"
 □ NATURAL M 33
 □ SEMIPULIDO M 35
 □ ADZ M 35
 Disponible en Sand, Silver y Pearl
 Available in Sand, Silver and Pearl

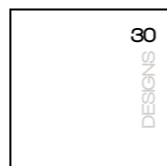
TAN



76x76 30"x30"
 □ NATURAL M 18
 □ SEMIPULIDO M 21
 □ ADZ M 21



37,5 x 75 15"x30"
 □ NATURAL M 18
 □ SEMIPULIDO M 21
 □ ADZ M 21



60 x 60 24"x24"
 □ NATURAL M 13
 □ SEMIPULIDO M 15
 □ ADZ M 15
 61 x 61 24"x24"
 ○ ± 20 ADZ M 32

GRAY



GRAPHITE



TECHNICAL SPECIFICATIONS

CUMPLE	0,1%	110 / 130	45 / 60	RESISTE	RESISTE	RESISTE	UA	C5	C1 / R9 SEMI
									C1 / R10 NAT.
									C3 / R11 ADZ
									DCOF > 0,42

*Posibilidad de tratamiento C2/C3 sobre el acabado natural. Consulte condiciones. Este tratamiento puede producir cambio de color en las tonalidades oscuras.
 Possibility to get C2/C3 anti-slip rating for Nat finish. Check conditions. This process may generate shade variation in dark colours

TAU

Wall tile Fidenza Linen 60x120, Floor tile Oristano White 20x120.






3D FIDENZA TEMPERATE
(Fidenza Pearl/Silver/Gray)
29,5x34 11%[±]x13 1/4"
P 15




3D FIDENZA SERENE
(Fidenza Linen/Sand/Tan)
29,5x34 11%[±]x13 1/4"
P 15



R+Q FIDENZA SILVER
30x30 12"x12"
P 15

Disponible en todos los colores.
Available in all colours.



HELIX FIDENZA PEARL
29x29 11%[±]x11%[±]
P 16

Disponible en todos los colores.
Available in all colours.




LINEARE GRAY
30,48x30,48 12"x12"
P 20

Espesores de 11,5 y 6 mm
11,5 and 6 mm thick.



AUREA FIDENZA GRAY
29,5x26,5 11%[±]x10 1/2"
±6 P 26



SQR FIDENZA GRAY
28x28 11 1/4"x11 1/4"
±6 P 29



Detalle Miletto
Miletto detail



MILETTO PEARL P 49
Disponible en todos los colores.
Available in all colours.

FIDENZA PEARL 15 DESIGNS 60x120



Floor tile Fidenza Gray 120x120. Wall tile Fidenza Gray 120x120 and Lineare Gray 30,48x30,48.



Floor tile Fidenza Pearl 75x75. Wall Tile Fidenza Pearl 60x120.


IMPERIA

NATURAL MATT
SEMIPULIDO LAPPATO

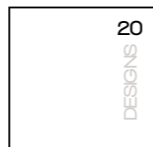
Pcb V2+ TXT R_c

FORMATS

SILVER



60 x 120 24"x48"
□ NATURAL M 24
□ SEMIPULIDO M 27



60 x 60 24"x24"
□ NATURAL M 13
□ SEMIPULIDO M 15



75 x 75 30"x30"
□ NATURAL M 18
□ SEMIPULIDO M 21



37,5 x 75 15"x30"
□ NATURAL M 18
□ SEMIPULIDO M 21

GRAPHITE




MOSAICS

Disponibles en Natural y semipulido. Available in Matt and Lappato.



DUO IMPERIA
TEMPERATE
(Imperia Silver/Graphite)
28x28 1 1/2"x1 1/2"
P 18



HELIX IMPERIA
TEMPERATE
(Imperia Silver/Graphite)
29x29 1 1/4"x1 1/4"
P 18

BLACK



Disponible en
75x75.
Available in
75x75.

TECHNICAL SPECIFICATIONS


CUMPLE 0,1%
 110 / 130
 45 / 60
 RESISTE t_c
 RESISTE
 RESISTE
 UA
 C5
 C1 / R9 SEMI.
C1 / R10 NAT.
DCOF > 0,42

*Posibilidad de tratamiento C2/C3 sobre el acabado natural. Consulte condiciones. Este tratamiento puede producir cambio de color en las tonalidades oscuras.
Possibility to get C2/C3 anti-slip rating for Nat finish. Check conditions. This process may generate shade variation in dark colours

TAU

Wall tile Imperia Silver 60x120, Floor tile Oristano White 20x120.





IMPERIA SILVER 20 DESIGNS 75x75



Floor tile Imperia Silver 60x120.



IMPERIA GRAPHITE 20 DESIGNS 75x75



Floor tile Imperia Graphite 60x120. Wall tile Baranello White and Rombo Silver 25x50.


KEMBERG

SEMIPULIDO LAPPATO

Pcb V2

Rc

WHITE



CREAM



CHOCOLATE



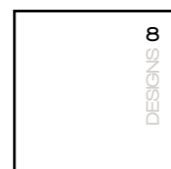
GREY



LEAD



FORMATS



60x60 24"x24"
SEMIPULIDO M 20




45x90 18"x35"
SEMIPULIDO M 23



30x60 12"x24"
SEMIPULIDO M 19

MOSAICS



Disponible en todos los colores.
Available in all colours.

Kemberg Grey mosaico
30x30 (2,5x7) 12"x12"
M49



Floor tile Kemberg GREY 60x60.


TECHNICAL SPECIFICATIONS

CUMPLE 0,1% 110/130 45/60 RESISTE RESISTE RESISTE UA C5 DCOF > 0,42

TAU

Wall tile Kemberg Grey 45x90.





KEMBERG WHITE 8 DESIGNS 60x60



KEMBERG CREAM 8 DESIGNS 60x60



Floor tile Kemberg Cream 45x90. Wall tile Kemberg White and Cream 45x90.

LITIUM

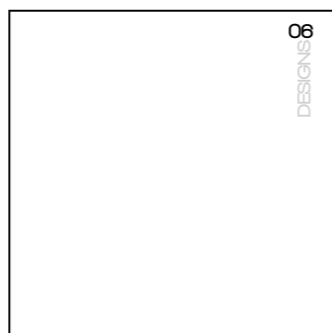

NATURAL MATT
PULIDO POLISHED

P V2

Rc

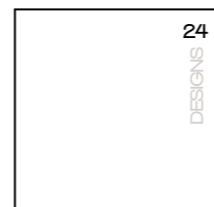
FORMATS

PEARL



08
DESIGNS

120x120 48"x48"
NATURAL M 33
PULIDO M 38



24
DESIGNS

75 x 75 30"x30"
NATURAL M 18
PULIDO M 21



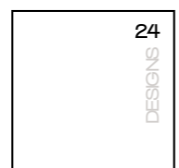
40
DESIGNS

37,5 x 75 15"x30"
NATURAL M 18
PULIDO M 21



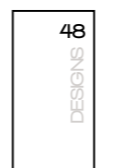
12
DESIGNS

60 x 120 24"x48"
NATURAL M 24
PULIDO M 27



24
DESIGNS

60 x 60 24"x24"
NATURAL M 13
PULIDO M 15



48
DESIGNS

30 x 60 12"x24"
NATURAL M 12
PULIDO M 14

SILVER



MOSAICS

Disponibles en Natural y pulido. Available in Matt and Polished



MARM LITIUM
(Litium Pearl / Gray)
20x40 8"x16"
P 10



TC LITIUM PEARL
30x30 12"x12"
P 18



TC LITIUM SILVER
30x30 12"x12"
P 18



TC LITIUM GRAY
30x30 12"x12"
P 18

GRAY



TECHNICAL SPECIFICATIONS



*Posibilidad de tratamiento C2 sobre el acabado natural. Consulte condiciones. Este tratamiento puede producir cambio de color en las tonalidades oscuras.
Possibility to get C2 anti-slip rating for Nat finish. Check conditions. This process may generate shade variation in dark colours

TAU

Wall tile Litium Silver 60x120. Floor tile Litium Silver 60x120.





LITIAM PEARL 06 DESIGNS 120x120



LITIAM GRAY 06 DESIGNS 120x120



Floor tile Litium Gray 120x120, Wall Tile Potenza Silver and RLV Potenza Mix 40x120.


PIACENZA

NATURAL MATT

Pcb V3⁺ TXT

Rc

FORMATS



240 x 120 96"x48"
6 NATURAL M 43



260 x 120 102"x48"
6 NATURAL

*Bajo pedido, consulte condiciones
Upon request, check conditions

MOSAICS



AUREA
PIACENZA GRAY
29,5X26,5 11³/₁₆"x10³/₁₆"
6 P 26



SQR
PIACENZA GRAY
28X28 11¹/₂"x11¹/₂"
6 P 29


TECHNICAL SPECIFICATIONS

GRAY



TAU

Wall tile Piacenza Gray 240x120 6 . Floor tile SQR Piacenza Gray 28x28





PIACENZA GRAY 04 DESIGNS 240x120



6 Piacenza Gray 240x120 Detail



6 Piacenza Gray 240x120 Detail

SOAPSTONE

NATURAL MATT
PULIDO POLISHED

P V2

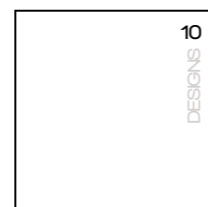
Rc

FORMATS

GRAPHITE



90 x 180 36"x71"
 □ NATURAL M 37
 □ PULIDO M 40

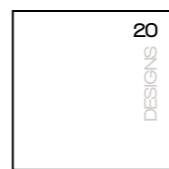


75 x 75 30"x30"
 □ NATURAL M 18
 □ PULIDO M 21

GRAY



60 x 120 24"x48"
 □ NATURAL M 24
 □ PULIDO M 27




60 x 60 24"x24"
 □ NATURAL M 13
 □ PULIDO M 15



30 x 60 12"x24"
 □ NATURAL M 12
 □ PULIDO M 14

SPECIAL PIECES

SILVER



SOAPSTONE WHITE
 8,5x35 3,3"x13,7"
 ○ MATT M 15




SOAPSTONE SILVER
 8,5x35 3,3"x13,7"
 ○ MATT M 15

MOSAICS

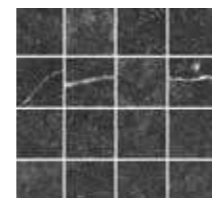
TAN



7x7 SOAPSTONE WHITE
 30x30 (7x7) 12"x12"
 P 9



7x7 SOAPSTONE SILVER
 30x30 (7x7) 12"x12"
 P 9



7x7 SOAPSTONE GRAPHITE
 30x30 (7x7) 12"x12"
 P 9




7x7 SOAPSTONE TAN
 30x30 (7x7) 12"x12"
 P 9



7x7 SOAPSTONE GRAY
 30x30 (7x7) 12"x12"
 P 9

WHITE



TECHNICAL SPECIFICATIONS



*Posibilidad de tratamiento C2 sobre el acabado natural. Consulte condiciones. Este tratamiento puede producir cambio de color en las tonalidades oscuras.
 Possibility to get C2 anti-slip rating for Nat finish. Check conditions. This process may generate shade variation in dark colours

TAU

Wall tile Soapstone Silver 90x180, Rivet Gray 60x60 and Materia Textile 300x100 $\frac{3}{8}$
 Floor tile Cristiano White 20x120.






SOAPSTONE WHITE 05 DESIGNS 90x180



Wall tile Soapstone White and Tan 90x180. Floor tile Diluca White 22,5x180.



SOAPSTONE GRAPHITE 10 DESIGNS 60x120



Floor tile Soapstone Gray 90x180. Wall tile Soapstone Graphite and Gray 90x180.

TOTEM

NATURAL MATT
RLV ADZ GRIP

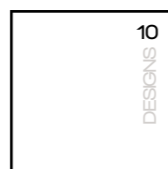
P V2

Rc Nro

BLANCO



FORMATS



60x60 24"x24"
O NATURAL M 11



45x90 18"x35"
O NATURAL M 22




30,3x61,3 12"x24"
O NATURAL M 10
ADZ M 10

CREMA



MOSAICS



Disponible en todos los colores.
Available in all colours.

Totem Piedra mosaico
30x30 (5x5) 12"x12" (2"x2")
M 38

MARFIL



PIEDRA



TECHNICAL SPECIFICATIONS

CUMPLE	0,1 %	PEI 3/4	45 / 60	RESISTE	RESISTE	RESISTE	UA	C5	C1 / R9 NAT, C3 / R11 ADZ DCOF > 0,42

*Posibilidad de tratamiento C2/C3 sobre el acabado natural. Consulte condiciones. Este tratamiento puede producir cambio de color en las tonalidades oscuras.
Possibility to get C2/C3 anti-slip rating for Nat finish. Check conditions. This process may generate shade variation in dark colours.

TAU

Floor tile Totem Blanco 60x60 and 30,3x61,3.






TOTEM MARFIL 10 DESIGNS 30,3x61,3



TOTEM PIEDRA 10 DESIGNS 30,3x61,3



Floor tile Totem Piedra 45x90.

VALENTA


PULIDO POLISHED

P V2

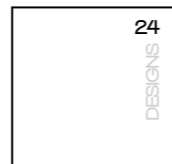
Rc

FORMATS

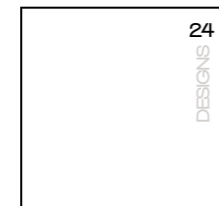
PEARL



60 x 120 24"x48"
PULIDO M 27



60 x 60 24"x24"
PULIDO M 15




75 x 75 30"x30"
PULIDO M 21

GRAY



MOSAICS



Valenta Mix Mosaico
30x30 (2,5x7) 12"x12"
M 49

GRAPHITE

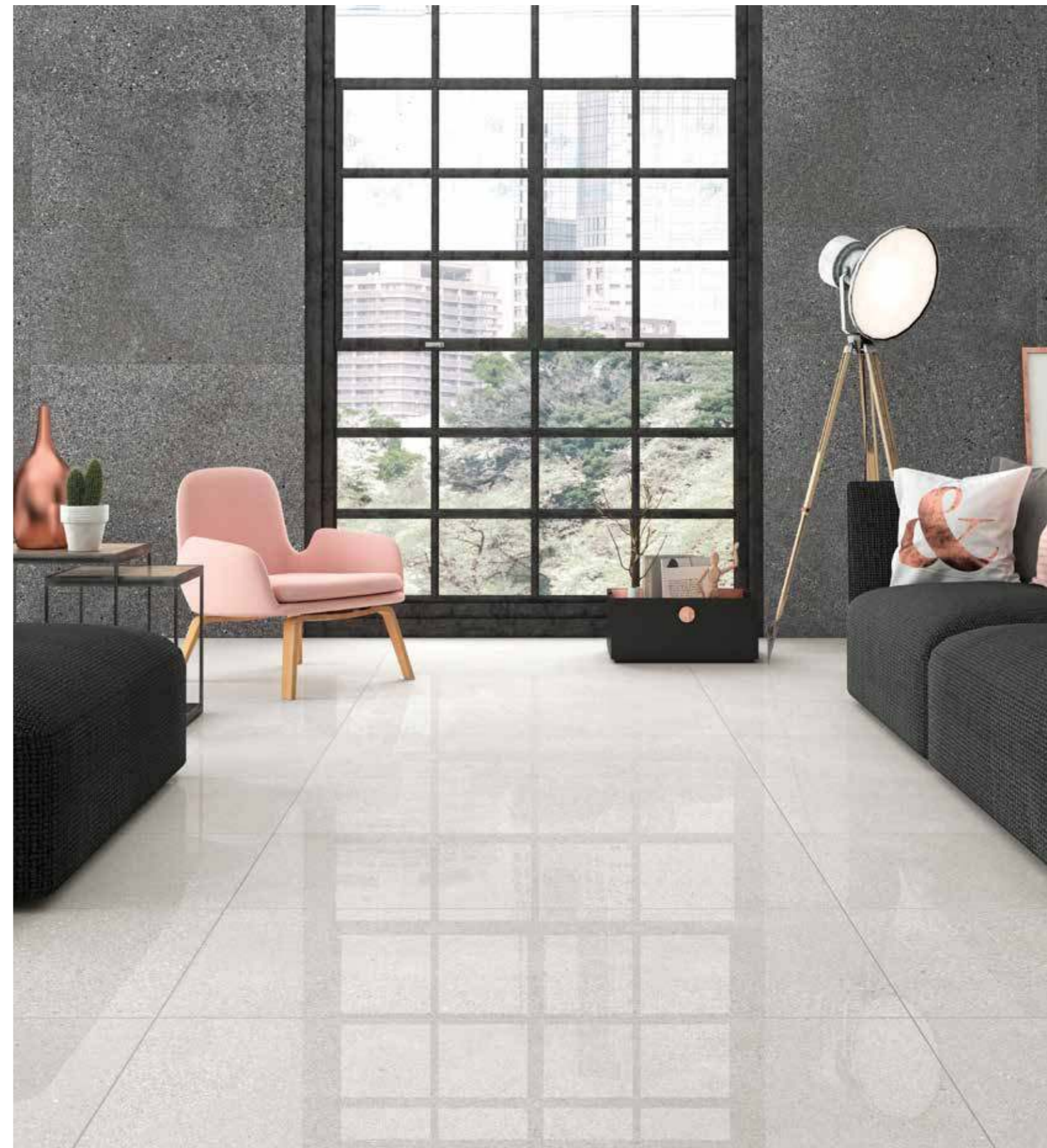


TECHNICAL SPECIFICATIONS



TAU

Wall tile Valenta Graphite 60x120. Floor tile Valenta Pearl 60x120.





VALENTA GRAY 12 DESIGNS 60x120



VALENTA GRAPHITE 12 DESIGNS 60x120



Floor tile Valenta Gray 60x120. Wall tile Valenta Graphite 60x120.

WORNSTONE

NATURAL MATT

Pcb V4 TXT

Rc

FORMATS

TAN



60 x 120 24"x48"
NATURAL M 24



75 x 75 30"x30"
NATURAL M 18

MOSAICS



STONE WORNSTONE TAN
32,7x30,3 13"x12"
P 21



STONE WORNSTONE GRAY
32,7x30,3 13"x12"
P 21



STONE WORNSTONE WHITE
32,7x30,3 13"x12"
P 21

GRAY



WHITE



Wornstone White detail.



Wornstone Gray detail.


TECHNICAL SPECIFICATIONS

CUMPLE	0,1 %	110 / 130	45 / 60	RESISTE	RESISTE	RESISTE	GA	C5	C1 / R9 NAT, C3 / R11 ADZ DCOF 0,42

*Posibilidad de tratamiento C2/C3 sobre el acabado natural. Consulte condiciones. Este tratamiento puede producir cambio de color en las tonalidades oscuras.
Possibility to get C2/C3 anti-slip rating for Nat finish. Check conditions. This process may generate shade variation in dark colours.

TAU

Floor tile Wornstone Gray 60x120.





WORNSTONE WHITE 6 DESIGNS 60x120



Wall tile Wornstone White 60x120.
Floor tile Wornstone Tan 60x120.



WORNSTONE TAN 12 DESIGNS 75x75



Wall tile Wornstone Tan 60x120
Floor tile Wornstone Tan 75x75.

TAU
CLAYS

www.tauceramica.com

TERRACINA

NATURAL MATT
ADZ ANTISLIP

Pcb V3+ TXT

Rc NR

± 20 Disponible en Gray, Sienna y Umber.
Available in Gray, Sienna and Umber.

FORMATS



75 x 75 30"x30"
□ NATURAL M 18
□ ADZ M 21

76 x 76 30"x30"
○ ± 20 ADZ M 33



60 x 120 24"x48"
□ NATURAL M 24
□ ADZ M 27




60 x 60 24"x24"
□ NATURAL M 13
□ ADZ M 15

61 x 61 24"x24"
○ ± 20 ADZ M 32

MOSAICS

Disponibles en Natural.
Available in Matt



R+Q TERRACINA
GRAY
30x30 12"x12"
P 15

Disponible en todos los colores.
Available in all colours.



DUO TERRACINA BASIC
(Terracina Black/White)
28x28 11 1/8"x11 1/8"
P 18



DAM TERRACINA
SERENE
(Terracina Sienna/Umber)
25,4x25,4 10"x10"
P 10



Floor tile: Terracina Sienna 60x60 and Heritage Multi 60x60.

TECHNICAL SPECIFICATIONS

CUMPLE	0,1%	110/130	45/60	RESISTE	RESISTE	RESISTE	UA	C5	C1/R8 NAT. C3/R11 ADZ DCOF > 0,42

*Posibilidad de tratamiento C2/C3 sobre el acabado natural. Consulte condiciones. Este tratamiento puede producir cambio de color en las tonalidades oscuras.
Possibility to get C2/C3 anti-slip rating for Nat finish. Check conditions. This process may generate shade variation in dark colours.

WHITE



SIENNA



UMBER



GRAY




BLACK



TAU

Wall tile Terracina Gray 60x120, floor tile Cristiano White 20x120.





TERRACINA WHITE 8 DESIGNS 60x120

8 DESIGNS 60x120 TERRACINA BLACK



TERRACINA SIENNA 8 DESIGNS 60x120



Floor tile Terracina Sienna 60x120. Wall tile Terracina White 60x120.

TAU
CEM
ENTS

www.tauceramica.com

CASTROVILLARI

NATURAL MATT
SEMIPULIDO LAPPATO
ADZ ANTISLIP

WHITE



PEARL



SILVER



TAN



GRAY

Disponible en 75x75
Available in 75x75



DAMGRAY



GRAPHITE



BLACK

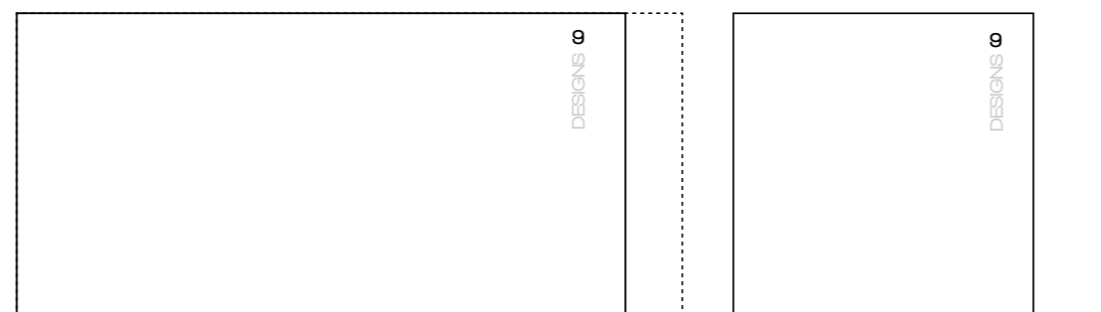


Pcb V2+ TXT

Rc

FORMATS

± 20 Disponible en Pearl, Silver y Damgray.
Available in Pearl, Silver and Damgray.



120 x 240 48"x96"

Disponible en Silver.
Available in Silver.

± 6 NATURAL M 43

120x260 48"x102"

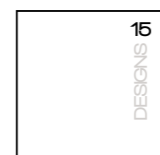
± 6 NATURAL

*Eajo pedido, consulte condiciones
Upon request, check conditions

120 x 120 48"x48"

± NATURAL M 33

Disponible en White, Silver, Pearl y Damgray.
Available in White, Silver, Pearl and Damgray.



60 x 60 24"x24"

± NATURAL M 13
± SEMIPULIDO M 15
± ADZ M 15

61 x 61 24"x24"

± 20 ADZ M 32



60 x 120 24"x48"

± NATURAL M 24
± SEMIPULIDO M 27
± ADZ M 27



75 x 75 30"x30"

± NATURAL M 18
± SEMIPULIDO M 21
± ADZ M 21
± 20 ADZ M 34

MOSAICS

Disponibles en Natural y semipulido.
Available in Matt and Polished

± 6 Disponibles en Silver.
± 6 Available in Silver.



Disponible en todos los colores.
Available in all colours.



3D CASTROVILLARI MIX
(Castrovillari White/Silver/Black)
29,5x34 11 5/8"x13 1/4"
P 15



Espesores de 11,5 y 6 mm
11,5 and 6 mm thickness.

TANG SILVER
(Castrovillari Silver)
32,5x30 9"x12"
P 25

TRIS CASTROVILLARI PEARL
30x30 12"x12"
P 23



AUREA CASTROVILLARI SILVER
29,5x26,5 11 5/8"x10 3/4"
± 6 P 28



SQR CASTROVILLARI SILVER
28x28 11 1/8"x11 1/8"
± 6 P 29

TECHNICAL SPECIFICATIONS




*Posibilidad de tratamiento C2/C3 sobre el acabado natural. Consulte condiciones. Este tratamiento puede producir cambio de color en las tonalidades oscuras.
Possibility to get C2/C3 anti-slip rating for Nat finish. Check conditions. This process may generate shade variation in dark colours

TAU

Wall tile Castrovillari Silver 60x120, floor tile Castrovillari Damgray 60x60





CHELSEA

NATURAL MATT
SEMIPULIDO LAPPATO

P_{cb}

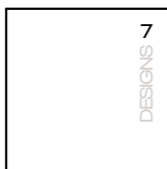
TXT

V2+

Rc

N_a

FORMATS



60 x 60 24"x24"
O NATURAL M 11
□ SEMIPULIDO M 15




Floor tile Chelsea Noce 60x60.

TECHNICAL SPECIFICATIONS


CUMPLE	0,1 %	110 / 130	45 / 60	RESISTE	RESISTE	RESISTE	UA	C5	C1 SEMI C1 / R9 NAT. DCOF > 0,42

*Posibilidad de tratamiento C2/C3 sobre el acabado natural. Consulte condiciones. Este tratamiento puede producir cambio de color en las tonalidades oscuras.
Possibility to get C2/C3 anti-slip rating for Nat finish. Check conditions. This process may generate shade variation in dark colours

BEIGE



PEARL



GREY



NOCE



GRAPHITE




CARBÓN



TAU

Floor tile Chelsea Noce 60x60.





CHELSEA PEARL 7 DESIGNS 60x60



CHELSEA GREY 7 DESIGNS 60x60



Floor tile Chelsea Grey 60x60.


DEVON

NATURAL MATT
SEMIPULIDO LAPPATO

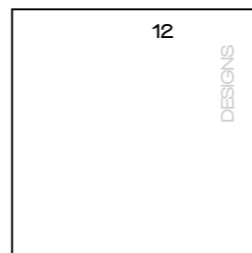
P V2+ TXT R_c

FORMATS

WHITE




120 x 120 48"x48"
NATURAL M 33

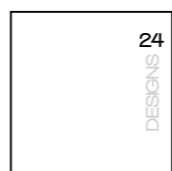


90 x 90 38"x38"
NATURAL M 24

SILVER



60 x 120 24"x48"
NATURAL M 24
SEMIPULIDO M 27



60x60 24"x24"
NATURAL M 13
SEMIPULIDO M 15

TAN



Devon Silver 120x120 detail



Devon Tan 120x120 detail

GRAY




TECHNICAL SPECIFICATIONS

CUMPLE 0,1 % PB 3/4 45 / 60 RESISTE RESISTE RESISTE UA C5 C1 / R9 NAT.

*Posibilidad de tratamiento C2/C3 sobre el acabado natural. Consulte condiciones. Este tratamiento puede producir cambio de color en las tonalidades oscuras.
Possibility to get C2/C3 anti-slip rating for Nat finish. Check conditions. This process may generate shade variation in dark colours

TAU

Wall tile Channel Linen, Sand and DC Channel mix 30x90. Floor tile Devon Tan 60x60





DEVON SILVER 24 DESIGNS 60x60



DEVON GRAY 12 DESIGNS 60x120



Floor tile: Devon Silver 60x120. Wall tile: Tisse Blue and Gray 60x120.



Floor tile Devon Gray 60x120. Wall tile Tisse Silver 40x120.

ORISTAN

NATURAL MATT
SEMIPULIDO LAPPATO
ADZ ANTISLIP

P_{cb} V2+

R_c NR

FORMATS

PERLA



45x90 18"x35"
□ NATURAL M 22
□ SEMIPULIDO M 23



45x45 18"x18"
○ NATURAL M 9

ARENA



60x60 24"x24"
○ NATURAL M 11
□ NATURAL M 13
□ SEMIPULIDO M 15
○ ADZ M 11



30,3x61,3 12"x24"
○ NATURAL M 10
○ ADZ M 10


PIEDRA



MOSAICS



YSE ORISTAN HARMONY
(Oristan Arena/Gris/Grafito)
30x30 12"x12"
P 22



ORISTAN GRAFITO MOSAICO
30x30 (2,5x7) 12"x12"
M 38

Disponibile en todos los colores.
Available in all colours.

GRIS



GRAFITO



TECHNICAL SPECIFICATIONS

CUMPLE
 0,1 %
 110 / 130
 45 / 60
 RESISTE
 RESISTE
 RESISTE
 UA
 C5
 C1 / R9 NAT.
 C3 / R11 ADZ
 DCOF > 0,42

*Posibilidad de tratamiento C2/C3 sobre el acabado natural. Consulte condiciones. Este tratamiento puede producir cambio de color en las tonalidades oscuras.
Possibility to get C2/C3 anti-slip rating for Nat finish. Check conditions. This process may generate shade variation in dark colours

TAU

Wall tile Oristan Perla 45x90 and Floor tile Forever Olivo 20x120.





ORISTAN PERLA 8 DESIGNS 60x60




ORISTAN GRIS 8 DESIGNS 60x60



Floor tile Oristan Gris 60x60.

TAU
BASICS

www.tauceramica.com



CREAM



ROPE



GREY




BROWN



SILVER



WHITE



RED



BLUE



BLACK



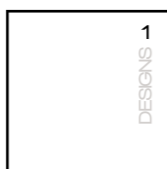
DANXIA

SEMIPULIDO LAPPATO

P V1

Rc

FORMATS



60x60 24"x24"
SEMIPULIDO M 21



Floor tile Danxia Black 60x60.

TECHNICAL SPECIFICATIONS



TAU

Floor tile Danxia Silver 60x60.



HERITAGE

NATURAL MATT

P V4

Rc Nr

FORMATS



MONO
45x45




NCS S 2002 Y



DESIGNS
2

60x60 24"x24"
NATURAL M 13




DESIGNS
3

45x45 18"x18"
NATURAL M 10



MULTI
45x45



NCS S 1005 G




MONO
60x60




NCS S 2002 Y



MULTI
60x60



NCS S 1005 G



Floor tile Heritage Multi 60x60 and Forever Roble 20x120

TECHNICAL SPECIFICATIONS



*Posibilidad de tratamiento C2/C3 sobre el acabado natural. Consulte condiciones. Este tratamiento puede producir cambio de color en las tonalidades oscuras.
Possibility to get C2/C3 anti-slip rating for Nat finish. Check conditions. This process may generate shade variation in dark colours

TAU

Floor tile Heritage Mono 60x60.



MYTHAGE

NATURAL MATT
PULIDO POLISHED

P


V1

Disponible para proyectos. Consulte pedido mínimo.
Available for projects. Check minimum order.


Rc

FORMATS

WHITE



120x120 48"x48"
☐ NATURAL M 33
☐ PULIDO M 38



60 x 120 24"x48"
☐ NATURAL M 24
☐ PULIDO M 27

GRAPHITE



Wall tile Mythage Lemon 120x120 and Sassari Graphite 60x120.

LEMON



TECHNICAL SPECIFICATIONS



TAU

Wall tile Mythage White 60x120.




ALPI / GRUM

NATURAL MATT
PULIDO POLISHED

P V1

Rc

FORMATS




120 x 240 48"x96"
☐ 6 NATURAL M 43
☐ 6 PULIDO M 49

120 x 160 48"x102"
☐ 6 NATURAL
☐ 6 PULIDO

*Bajo pedido, consulte condiciones
Upon request, check conditions

ALPI
WHITE



NCS S 0300 N


MOSAICS



AUREA ALPI
29,5x26,5 11,6"x10,4"
NATURAL P 25
PULIDO P 26



SQR ALPI
28x28 11"x11"
NATURAL P 25
PULIDO P 26




VERNAZZA WHITE
31,2x31 12,2"x12,2"
P 17


Vidrio reciclado coloreado en masa.
(revestimiento y pavimento)

Coloured body recycled glass
(wall and floor).


40% brillo + 60% mate.
40% glossy + 60% matt



AUREA GRUM
29,5x26,5 11,6"x10,4"
NATURAL P 25
PULIDO P 26



SQR GRUM
28x28 11"x11"
NATURAL P 25
PULIDO P 26



VERNAZZA BLACK
31,2x31 12,2"x12,2"
P 17

Vidrio reciclado coloreado en masa.
(revestimiento y pavimento)

Coloured body recycled glass
(wall and floor).

40% brillo + 60% mate.
40% glossy + 60% matt

TECHNICAL SPECIFICATIONS



GRUM
BLACK




NCS S 8500 N

TAU

Wall tile Grum Black 240x120 and Alpi White 240x120. Floor Tile Grum Black 120x120.



WHITE



ESSENZIALE

NATURAL MATT

P V1

Rc

LINEN



NCS S 1002-Y

SILVER



NCS S 2002G-60Y

SAND



NCS S 1505-Y30R

UMBER



NCS S 5010-Y60R

GRAY




NCS S 5000 N

BLACK



NCS S 8500 N

FORMATS



DESIGN 1

100x300 39"x118"

- WHITE M 43
- LINEN M 38
- SILVER M 38
- SAND M 33
- UMBER M 38
- GRAY M 33
- BLACK M 38

MOSAICS



AUREA
ESSENZIALE LINEN
29,6x26,6 11 5/8"x10 1/4"
P 26



SQR
ESSENZIALE LINEN
28x28 11 1/8"x11 1/8"
P 29

Disponibles en todos los colores.
Available in all colours.

Consulte pedido mínimo
Check minimum order



Wall tile Essenziale White 100x300 $\frac{3}{8}$

TECHNICAL SPECIFICATIONS



Esesor 3+: 3mm de esesor cerámico + refuerzo con malla de fibra de vidrio y resina de poliuretano.
Thickness 3+: 3mm ceramic thickness + reinforcement with glass fiber mesh and polyurethane resin.

Disponibile en esesor 5+. Available in thickness 5+

Disponibile en formato 150x100. Consultar precio. Available in format 150x100. Check price.

TAU

Wall tile Essenziale Linen 100x300.




MATERIA

NATURAL MATT

P **V2** **V1** **Rc**
Textile

FORMATS

KALOS



KALOS 5 DESIGNS
TEXTILE 1 DESIGN
STONE 1 DESIGN
TRAVERTINO 3 DESIGNS
METAL 3 DESIGNS

100x300 39"x118"
KALOS M 46
TEXTILE M 43
STONE M 43
TRAVERTINO M 47
METAL M 47

TEXTILE



MOSAICS




AUREA
MATERIA STONE
29,5x26,5 11 1/2"x10 1/2"
P 26



SQR
MATERIA TEXTILE
28x28 11 1/2"x11 1/2"
P 29

Disponibles en todos los colores.
Available in all colours.
Consulte pedido mínimo
Check minimum order

STONE



TRAVERTINO



Wall tile Materia Kalos 300x100 $\frac{3}{4}$. Floor tile Oristano White 20x120.

TECHNICAL SPECIFICATIONS

METAL




CUMPLE 0,4 % PEI 3 / 4 45 / 60 RESISTE RESISTE RESISTE UA C5

Espesor 3+: 3mm de espesor cerámico + refuerzo con malla de fibra de vidrio y resina de poliuretano.
Thickness 3+: 3mm ceramic thickness + reinforcement with glass fiber mesh and polyurethane resin.
Disponible en espesor 5+. Available in thickness 5+
Disponible en formato 150x100. Consultar precio. Available in format 150x100. Check price.

TAU

Wall tile Materia Stone 100 x 300 and floor tile Palmi Linen 20x120.





MATERIA KALOS 5 DESIGNS 300x100



Wall tile Materia Textile and Materia Metal 100x300. Floor tile Imperia Black.



MATERIA TRAVERTINO 3 DESIGN 300x100

MATERIA STONE 1 DESIGN 300x100



MATERIA METAL 3 DESIGN 300x100

MATERIA TEXTILE 1 DESIGNS 300x100



WALL
TILE

TAU

WALL
TILE

PASTA BLANCA / WHITE BODY


TISSE WALL

MATE MATT

W V2

Rc

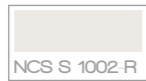
FORMATS




40x120 16"x48"
M 23

SHADE VARIATION

WHITE



SILVER



MATCHING SERIES

Pcb DEVON (página 192), P ORIGIN (página 104), Pcb DILUCA (página 100),

W MURADA (página 282)

TECHNICAL SPECIFICATIONS



TAU

Wall tile Tisse Silver and RLV Tisse 40x120. Floor tile Devon Gray 60x120.





RLV TISSE 40x120 16"x48"
DESIGNS 4 RLV
□ MATT M 24



SALISBURY SILVER 40x120 16"x48"
□ MATT P 44

PERFIL PLATA MATE 120x1x1 P 19

PERFIL PLATA BRILLO 120x1x1 P 20

PERFIL NEGRO 120x1x1 P 20


PERFIL TITANIO 120x1x1 P 20




MURADA SILVER 10x40 4"x16"
○ GLOSSY M 23 RLV
○ MATT M 23



MURADA WHITE 10x40 4"x16"
○ GLOSSY M 23 RLV
○ MATT M 23



TISSE WHITE
40x120 DETAIL
TXT



RLV TISSE 40x120 DETAIL
RLV



SALISBURY SILVER 40x120 DETAIL



Wall tile Tisse White and RLV Tisse 40x120.
Floor tile Origin Gray 20x120.



Wall tile Tisse Silver 40x120 and Salisbury Silver 40x120
Floor tile Devon Silver 60x120.


DOZZA WALL

BRILLO GLOSSY

W V2

R

FORMATS




40x120 16"x48"

M 23

SHADE VARIATION

WHITE



GOLD



MATCHING SERIES


P DOZZA (página 56) W MURADA 10x40 (página 282)

TECHNICAL SPECIFICATIONS



TAU

Wall tile Dozza White 40x120, RLV Dozza White 40x120 and Murada Silver 10x40. Floor tile Dozza White 60x120.






RLV DOZZA WHITE 40x120 16"x48"
GLOSSY M 24

RLV



RLV DOZZA GOLD 40x120 16"x48"
GLOSSY M 24

RLV



INCONTRO WHITE 40x120 16"x48"
GLOSSY P 42

2 diseños diferentes
servidos aleatoriamente.
2 different designs
randomly served.

Series coordinables: Dozza, Potenza y Litium.
Matching series: Dozza, Potenza and Litium.



INCONTRO GOLD 40x120 16"x48"
GLOSSY P 42

2 diseños diferentes
servidos aleatoriamente.
2 different designs
randomly served.

Series coordinables: Dozza, Potenza y Litium.
Matching series: Dozza, Potenza and Litium.

PERFIL PLATA MATE 120x1x1 P 19

PERFIL PLATA BRILLO 120x1x1 P 20

CENEFA PLATA 120x4 P 23


PERFIL ORO MATE 120x1x1 P 19

PERFIL ORO BRILLO 120x1x1 P 21

CENEFA ORO 120x4 P 24



MURADA ARGENT 10x40 4"x16"
GLOSSY P 13 RLV



MURADA SILVER 10x40 4"x16"
GLOSSY M 23 RLV
MATT M 23

10 diseños diferentes servidos aleatoriamente.
10 different designs randomly served.
Pedido mínimo 1 caja. 1 box minimum order.




MURADA GOLD 10x40 4"x16"
GLOSSY P 13 RLV




MURADA IVORY 10x40 4"x16"
GLOSSY M 23 RLV
MATT M 23

10 diseños diferentes servidos aleatoriamente.
10 different designs randomly served.
Pedido mínimo 1 caja. 1 box minimum order.



INCONTRO WHITE 40x120 DETAIL



INCONTRO GOLD 40x120 DETAIL



Wall tile Incontro Gold 40x120. Floor tile Dozza Gold 60x120.

LITUM WALL

MATE MATT

W V2

R

FORMATS



40x120 16"x48"
M 23

SHADE VARIATION




MATCHING SERIES

P LITUM (página 152) W MURADA 10x40 (página 282)

TECHNICAL SPECIFICATIONS



PEARL



SILVER



GRAY



TAU

Wall tile Litium Pearl 40x120. Floor tile Litium Pearl 60x120.





RLV LITIUM PEARL 40x120 16x48"
 □ M 24



RLV LITIUM SILVER 40x120 16x48"
 □ M 24

RLV

PERFIL PLATA MATE 120x1x1 P 19

PERFIL PLATA BRILLO 120x1x1 P 20

CENEFA PLATA 120x4 P 23



MURADA ARGENT 10x40 4x16"
 ○ GLOSSY P 13 RLV



MURADA SILVER 10x40 4x16"
 ○ GLOSSY M 23 RLV
 ○ MATT M 23

10 diseños diferentes servidos aleatoriamente.
 10 different designs randomly served.
 Pedido mínimo 1 caja. 1 box minimum order.



INCONTRO WHITE 40x120 16x48"
 □ GLOSSY P 42

Series coordinables: Dozza, Potenza y Litium.
 Matching series: Dozza, Potenza and Litium.

Veá foto detalle Incontro en página 224
 See Incontro detail picture in page 224

2 diseños diferentes
 servidos aleatoriamente.

2 different designs
 randomly served.

TAU



Wall tile Litium Pearl 40x120 and RLV Litium Silver 40x120. Floor tile Litium Silver 60x60.


POTENZA WALL

MATE MATT

W V2

R

FORMATS



40x120 16"x48"
M 23

SHADE VARIATION

PEARL



SILVER



MATCHING SERIES

W MURADA 10x40 (página 282) P POTENZA 60x60 *Consulte nuestro Catálogo ATELIER
Check our ATELIER Catalogue*

TECHNICAL SPECIFICATIONS



TAU

Wall tile Riv Potenza Mix 40x120 and Potenza Silver 40x120. Floor tile Potenza Silver 60x60.





RLV POTENZA MIX 40x120 16"x48"
 □ MATT M 24

PERFIL PLATA MATE 120x1x1 P 19

PERFIL PLATA BRILLO 120x1x1 P 20

CENEFA PLATA 120x4 P 23



INCONTRO WHITE 40x120 16"x48"
 □ GLOSSY P 42
 Series coordinables: Dozza, Potenza y Litium.
 Matching series: Dozza, Potenza and Litium.
 Vea foto detalle Incontro en página 224
 See Incontro detail picture in page 224

2 diseños diferentes
 servidos aleatoriamente.
 2 different designs
 randomly served.



PAROLE WHITE 40x120 16"x48"
 □ P 41
 Series coordinables: Bianchi y Potenza.
 Matching series: Bianchi and Potenza.

MURADA SILVER 10x40 4"x16"
 ○ GLOSSY M 23 RLV
 ○ MATT M 23


MURADA WHITE 10x40 4"x16"
 ○ GLOSSY M 23 RLV
 ○ MATT M 23

TAU



RLV POTENZA MIX 40x120 DETAIL

RLV





PAROLE WHITE 40x120 DETAIL



Wall tile Potenza Pearl and Rlv Potenza Mix 40x120. Floor tile Potenza Pearl 60x60.



Wall tile Parole white 40x120 and Bianchi Shiny 40x120. Floor tile Potenza Silver 60x60.



BIANCHI

BRILLO SHINY
MATE MATT

W V1 RLV RECREA / SUMMA / ATEMPI R

FORMATS



40x120 16"x48"
M 23

DECOR



PAROLE WHITE 40x120 16"x48"
P 41

Series coordinables: Bianchi y Potenza.
Matching series: Bianchi and Potenza.
Vea foto detalle Parole en página 232
See Parole detail picture in page 232

PERFIL PLATA MATE 120x1x1 P 19

PERFIL PLATA BRILLO 120x1x1 P 20

CENEFA PLATA 120x4 P 23


RECREA

SUMMA

ATEMPI

Disponible en Mate.
Available in Matt.

BIANCHI



TECHNICAL SPECIFICATIONS



TAU

Wall tile Recrea Shiny 40x120. Floor tile Carving White 22x85. (Atelier Catalogue)



BIANCHI

BRILLO SHINY
MATE MATT

W V1 RLV BRINDISI / DONINI / ISEO EMARESE / CREAZZO R_c

FORMATS



30x90 12"x36"

☐ Matt / Shiny M 18

☐ RLV Matt / Shiny M 20

DECOR.



Todos los relieves disponibles en acabado ARGENT.
All reliefs available in ARGENT finish.

Creazzo Argent 30x90 12"x36"
☐ GLOSSY P 40

RLV

PERFIL PLATA MATE 90x1x1 P 16

PERFIL PLATA BRILLO 90x1x1 P 19

CENEFA PLATA 90x4 P 17



Wall tile Bianchi Matt and Shiny 30x90.

TECHNICAL SPECIFICATIONS

CUMPLE	16 %	20 / 30	RESISTE	RESISTE	GA	CUMPLE



ISEO



EMARESE



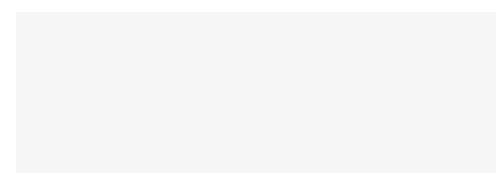
CREAZZO



DONINI



BRINDISI



BIANCHI

NCS S 0300 N

TAU

Wall tile Creazzo Matt 30x90 and floor tile Terracina Gray 75x75.



BIANCHI

MATE MATT


W

V1

TXT

Rc

FORMATS



30x90 12"x36"

□ CARPI / CASERTA Matt M 19

□ ALIANTE / AMANTEA / CANALETO / MANTOVA / TRAPANI Matt M 20

DECOR.



PERFIL PLATA MATE 90x1x1 P 16

PERFIL PLATA BRILLO 90x1x1 P 19


CENEFA PLATA 90x4 P 17



Wall tile Amantea Matt 30x90.
Floor Tile Bella Grayblue 25x100. (Atelier Catalogue)

TECHNICAL SPECIFICATIONS

CUMPLE	16 %	20 / 30	RESISTE	RESISTE	GA	CUMPLE



CASERTA

AMANTEA

CANALETO

CARPI

MANTOVA

TRAPANI

NCS S 0300 N

TAU

Wall tile Bianchi and Trapani Matt 30x90. Floor tile Ragusa Sand 20x120



ALTAMURA WALL BRILLO GLOSSY

W V2

Rc

FORMATS

12
DESIGNS

30x90 12"x36"
M 21

SHADE VARIATION

PEARL



SILVER



GRAY



MATCHING SERIES

P ALTAMURA (página 40) W MAIOLICA 7,5x30 (página 288)

TECHNICAL SPECIFICATIONS



TAU

Wall tile Altamura Silver 30x90 and RLV Altamura Silver 30x90. Floor tile Altamura Silver 60x120.





RLV ALTAMURA PEARL 30x90 12"x36"
GLOSSY M 21

RLV



RLV ALTAMURA SILVER 30x90 12"x36"
GLOSSY M 21

RLV



RLV ALTAMURA GRAY 30x90 12"x36"
GLOSSY M 21

RLV



MATERA PEARL 30x90 12"x36"
GLOSSY P 22



MATERA SILVER 30x90 12"x36"
GLOSSY P 22



MATERA GRAY 30x90 12"x36"
GLOSSY P 22

PERFIL PLATA MATE 90x1x1 P 16

PERFIL PLATA BRILLO 90x1x1 P 19

CENEFA PLATA 90x2,5 P 17



MAIOLICA ARGENT 7,5x30 3"x12"
GLOSSY P 7

RLV



Wall tile Matera Gray 30x90 and Altamura Pearl 30x90. Floor tile Altamura Pearl 60x120.



Wall tile Altamura Pearl 30x90, Maiolica Argent 7,5x30 and Cenefa Plata 2,5x90. Floor Tile Altamura Gray 60x120.

BERLUZZI

BRILLO GLOSSY

W V2

Rc

FORMATS




30x90 12"x36"
M 21

SHADE VARIATION

SAND



PEARL



MATCHING SERIES

P LEGEND (página 60) W MAIOLICA 7,5x30 (página 286)

TECHNICAL SPECIFICATIONS



TAU

Wall tile Berluzzi Sand, Iseo Sand 30x90 and Avezzano Sand 7x90. Floor tile Legend Sand 75x75.





ISEO SAND 30x90 12"x36" RLV
GLOSSY M 21



ADUA SAND 30x90 12"x36" RLV
GLOSSY P 24



AVEZZANO SAND 7x90 RLV
GLOSSY P 20



PERFIL ORO MATE 90x1x1 P 17



PERFIL ORO BRILLO 90x1x1 P 19



CENEFA ORO 90x2,5 P 17



MAOLICA GOLD 7,5x30 3"x12" RLV
GLOSSY P 7



ISEO PEARL 30x90 12"x36" RLV
GLOSSY M 21



ADUA PEARL 30x90 12"x36" RLV
GLOSSY P 24



AVEZZANO PEARL 7x90 RLV
GLOSSY P 20



PERFIL PLATA MATE 90x1x1 P 16



PERFIL PLATA BRILLO 90x1x1 P 19



CENEFA PLATA 90x2,5 P 17



MAOLICA ARGENT 7,5x30 3"x12" RLV
GLOSSY P 7



Wall tile Berluzzi Sand 30x90, Maolica Gold 7,5x30 and Cenefa Oro 2,5x90. Floor tile Crotona Umber 60x120.



Wall tile Berluzzi Pearl 30x90 and Adua Pearl 30x90. Floor tile Delight Pearl 75x75 (Atelier Catalogue).

CROTONE WALL

BRILLO
GLOSSY

W V2

R&D

FORMATS

10
DESIGNS

30x90 12"x36"
M 21

SHADE VARIATION

SAND



TAN



UMBER



MATCHING SERIES

P CROTONE (página 52) W MAIOLICA 7,5x30 (página 286)


TECHNICAL SPECIFICATIONS

CUMPLE
 16 %
 20 / 30
 t° RESISTE
 RESISTE
 GA
 CUMPLE



TAU

Wall tile Crotone Tan 30x90, Crotone Sand 60x120 and Riv Crotone Tan 30x90. Floor Tile Crotone Tan and Sand 60x120.





RLV Crotone Sand 30x90 12x36"
GLOSSY M 21

RLV



RLV Tarento Sand 30x90 12x36"
GLOSSY M 21

RLV



RLV Crotone Tan 30x90 12x36"
GLOSSY M 21

RLV



RLV Tarento Tan 30x90 12x36"
GLOSSY M 21

RLV



RLV Crotone Umber 30x90 12x36"
GLOSSY M 21

RLV



RLV Tarento Umber 30x90 12x36"
GLOSSY M 21

RLV



Colonna Sand 30x90 12x36"
GLOSSY P 22



MAIOLICA GOLD 7,5x30 3x12"
GLOSSY P 7 RLV



MAIOLICA COPPER 7,5x30 3x12"
GLOSSY P 8 RLV


PERFIL ORO MATE 90x1x1 P 17

PERFIL ORO BRILLO 90x1x1 P 19

CENEFA ORO 90x2,5 P 17



Wall tile Crotone Sand and Colonna Sand 30x90. Floor Tile Crotone Sand 60x120.



Wall tile Crotone Tan 30x90 and Maiolica Copper 7,5x30. Floor Tile Crotone Tan 60x120.

VARENNA WALL

BRILLO GLOSSY

W V2+ R_c3

FORMATS

16 DESIGNS

30x90 12"x36"
M 21

SHADE VARIATION



MATCHING SERIES

P VARENNA (página 80) W MAIOLICA 7,5x30 (página 286)

TECHNICAL SPECIFICATIONS

CARRARA

NCS S 0300 N

CUMPLE	16 %	20 / 30	t _c RESISTE	RESISTE	GA	CUMPLE
--------	------	---------	---------------------------	---------	----	--------



TAU

Floor Tile Varenna Carrara 75x75. Wall tile Varenna Carrara 30x90 and RLV Varenna Carrara 30x90.





RLV Varena Carrara 30x90 12x36"
GLOSSY M 21

RLV



Lazio Carrara 30x90 12x36"
GLOSSY P 20

PERFIL PLATA MATE 90x1x1 P 16

PERFIL PLATA BRILLO 90x1x1 P 19



MAOLICA ARGENT 7,5x30 3x12"
GLOSSY P 7

RLV




Scanno Carrara 20x25 8x10"
GLOSSY P 18


RLV



Seriation Seriation SCANNO



Wall tile Varena Carrara and Scanno Carrara 20x25. Floor tile Varena Carrara 60x120.



Wall tile Varena Carrara and Lazio Carrara 30x90. Floor tile Varena Carrara 60x120.

TRIVENTO

MATE MATT

W V3 R

FORMATS



30x90 12"x36"
M 20

DECOR



Marviso White
35x28 13 5/8" x 11 1/8"
P 22

SHADE VARIATION




WHITE



AQUAMARINE




SKYBLUE



MATCHING SERIES

Pcb TERRACINA (página 178) / MARSALA (página 116) / CASTROVILLARI (página 184)

TECHNICAL SPECIFICATIONS



TAU

Wall tile Trivento Skyblue and White 30x90. Floor tile Habana Blanco 45x90.



CARPI CANALETO CARPI MIX

MATE MATT

W V2+ TXT

Rc

FORMATS



30x90 12"x36"
□ CARPI M 19
□ CANALETO M 20

25x50 9 7/8"x19 1/2"
○ CARPI MIX M 10

PEARL



WHITE



SAND



SHADE VARIATION



MATCHING SERIES


P.cb FIDENZA (página 140)


TECHNICAL SPECIFICATIONS



TAU

Wall tile Carpi Sand 30x90 and Carpi Mix Tan 25x50. Floor tile Fidenza Sand 60x120 and Ragusa Umber 20x120.





Canaleto White 30x90 12"x36" **TXT**
MATT M 20



Canaleto Sand 30x90 12"x36" **TXT**
MATT M 20



Canaleto Pearl 30x90 12"x36" **TXT**
MATT M 20



Carpi Mix White 25x60 9 7/8"x19 1/2" **RLV**
O MATT M 10



Carpi Mix Sand 25x60 9 7/8"x19 1/2" **RLV**
O MATT M 10



Carpi Mix Pearl 25x60 9 7/8"x19 1/2" **RLV**
O MATT M 10



VULSINI White 4,5x90 **RLV**
P 19



LATEMAR White 4,5x90 **RLV**
P 19



VULSINI Sand 4,5x90 **RLV**
P 19



PERFIL ORO MATE 90x1x1 P 17



VULSINI Pearl 4,5x90 **RLV**
P 19



PERFIL PLATA MATE 90x1x1 P 16



Carpi, Canaleto and Vulsini Sand detail.



Wall tile Carpi and Canaleto Pearl 30x90. Floor tile Fidenza Pearl 75x75.

CORNWALL

MATE MATT

W V2+ TXT

Rc

FORMATS



- ☐ Matt M 19
- ☐ Matt DC M20

SHADE VARIATION




WHITE



TAN



SILVER



MATCHING SERIES


Pcb DILUCA (página 100), P ORIGIN (página 104), W MAIOLICA (página 286)


TECHNICAL SPECIFICATIONS



TAU

Wall tile Cornwall White, DC Cornwall White 30x90 and Perfil Negro 1x90. Floor tile Diluca White 20x120.





CORNWALL WHITE 30x90 12"x36" **TXT**
MATT M 19



DC CORNWALL WHITE 30x90 12"x36" **RLV**
MATT M 20



CORNWALL TAN 30x90 12"x36" **TXT**
MATT M 19



DC CORNWALL TAN 30x90 12"x36" **RLV**
MATT M 20



CORNWALL SILVER 30x90 12"x36" **TXT**
MATT M 19



DC CORNWALL SILVER 30x90 12"x36" **RLV**
MATT M 20

PERFIL ORO MATE 90x1x1 P 17

PERFIL PLATA MATE 90x1x1 P 16

PERFIL TITANIO 90x1x1 P 18

PERFIL NEGRO 90x1x1 P 18



EVERTON GOLD 30x90 12"x36" **Juego de 2 piezas**
MATT P 46 *Set 2 pieces*



EVERTON SILVER 30x90 12"x36" **Juego de 2 piezas**
MATT P 46 *Set 2 pieces*



Wall tile Cornwall Tan and DC Cornwall Tan 30x90. Floor tile Diluca Tan 20x120.



CORNWALL TAN 30x90 DETAIL **TXT**



DC CORNWALL SILVER 30x90 DETAIL **RLV**



EVERTON SILVER 30x90 DETAIL



Wall tile Cornwall Silver 30x90, Everton Silver 30x90 and Perfil Cobre 1x90. Floor tile Origin Silver 20x120.

CASERTA AMANTEA

MATE MATT

W V2+ TXT

Rc

FORMATS

WHITE



14
DESIGNS

- 30x90 12"x36"
- CASERTA M 19
- AMANTEA M 20

PEARL



SILVER



Caserta Pearl Detail

MATCHING SERIES


Pcb CASTROVILLARI (página 184) W MAIOLICA (página 286)

TECHNICAL SPECIFICATIONS

CUMPLE
 16 %
 20 / 30
 t° RESISTE
 RESISTE
 GA
 CUMPLE

TAU

Wall tile Caserta Pearl 30x90 and Maiolica Pearl 7,5x30. Floor tile Fidenza Pearl 60x120.





Amantea Pearl 30x90 12"x36"
MATT M 20

TXT




Amantea White 30x90 12"x36"
MATT M 20

TXT



VALENTANO White 7x90
P 19

RLV



MAIOLICA WHITE
7,5x30 3"x12"
MATT M 20

RLV



CAMPANILE 30x90 12"x36"
MATT P 39

Set 2 pieces



MAIOLICA PEARL
7,5x30 3"x12"
MATT M 22

RLV



Amantea Silver 30x90 12"x36"
MATT M 20

TXT



VALENTANO Mix 7x90
P 19

RLV



MAIOLICA SILVER
7,5x30 3"x12"
MATT M 22

RLV

PERFIL PLATA MATE 90x1x1 P 16

PERFIL ORO MATE 90x1x1 P 17



Amantea White detail.



Wall tile Caserta White and Campanile 30x90. Floor tile Castrovillari White 60x120.



Wall tile Amantea Silver 30x90.


CHANNEL

MATE MATT

W **V2** **TXT**

Rc

WHITE



FORMATS



30x90 12"x36"
M 21

SHADE VARIATION

LINEN



SAND



GRAY



MATCHING SERIES

Pcb DILUCA (página 100), **P** ORIGIN (página 104), **Pcb** DEVON (página 192),
W MAIOLICA (página 286)

TECHNICAL SPECIFICATIONS



TAU

Wall tile Channel Linen, Sand and DC Channel Mix 30x90. Floor tile Devon Tan 60x60.





RLV CHANNEL WHITE 30x90 12x36"
□ MATT M 21
DESIGNS 4



RLV CHANNEL LINEN 30x90 12x36"
□ MATT M 21
DESIGNS 4



RLV CHANNEL GRAY 30x90 12x36" **RLV**
□ MATT M 21
DESIGNS 4



RLV CHANNEL SAND 30x90 12x36" **RLV**
□ MATT M 21
DESIGNS 4



BARTON SILVER 30x90 12x36" **RLV**
□ MATT P 34



BARTON GOLD 30x90 12x36"
□ MATT P 34

PERFIL COBRE 90x1x1 P 18

PERFIL ORO MATE 90x1x1 P 17



RLV CHANNEL MIX 30x90 12x36"
□ MATT M 21
DESIGNS 4

PERFIL PLATA MATE 90x1x1 P 16

PERFIL TITANIO 90x1x1 P 18

PERFIL NEGRO 90x1x1 P 18



CHANNEL GRAY 30x90 DETAIL
TXT



RLV CHANNEL SAND 30x90 DETAIL
RLV



BARTON SILVER 30x90 DETAIL



Wall tile Channel Gray and Rlv. Channel Gray 30x90. Floor Tile Devon White 60x120



Wall tile Channel White and Rlv. Channel White 30x90. Floor Tile Diluca White 22,5x180.

TRAPANI

MATE MATT

W V2 TXT

Rc

PEARL



FORMATS



30x90 12"x36"
M 21


WHITE



SAND



TAN



Trapani White detail.

GRAPHITE



MATCHING SERIES

Pcb FIDENZA (página 140)

TECHNICAL SPECIFICATIONS



TAU

Wall tile Trapani White 30x90. Floor tile Fidenza Linen 75x75.





CIMONE PEARL
30x30 (2,5x1,2) 12"x12"
P 21



CIMONE WHITE
30x30 (2,5x1,2) 12"x12"
P 21



CIMONE SAND
30x30 (2,5x1,2) 12"x12"
P 21



CIMONE TAN
30x30 (2,5x1,2) 12"x12"
P 21



CIMONE GRAPHITE
30x30 (2,5x1,2) 12"x12"
P 21

PERFIL PLATA MATE 90x1x1 P 16

PERFIL ORO MATE 90x1x1 P 17



Wall tile Trapani Pearl and Graphite 30x30. Floor tile Fidenza Graphite 60x120.



Wall tile Trapani Pearl 30x30 and Cimone Pearl 30x30.

MANTOVA

MATE MATT

W V2+ TXT

Rc

FORMATS

WHITE



30x90 12"x36"
M 21

DECOR



Mantova Pearl detail.

PEARL



SILVER



TAN



MATCHING SERIES

Pcb CASTROVILLARI (página 184)

TECHNICAL SPECIFICATIONS


CUMPLE	16 %	20 / 30	RESISTE	RESISTE	GA	CUMPLE



TAU

Wall tile Mantova Pearl 30x90. Floor tile Origin Silver 20x120.





CERVINO PEARL
30x30 (1x1) 12"x12"
P 22



CERVINO WHITE
30x30 (1x1) 12"x12"
P 22



CERVINO SILVER
30x30 (1x1) 12"x12"
P 22




CERVINO TAN
30x30 (1x1) 12"x12"
P 22

PERFIL PLATA MATE 90x1x1 P 16

PERFIL ORO MATE 90x1x1 P 17

TAU



Wall tile Mantova White 30x90, Mantova Tan 30x90 and Cervino Tan 30x30. Floor tile Ragusa Umber 20x120. Washbasin Essenziale Umber 100x300.


MURADA

MATE MATT
BRILLO GLOSSY

W RLV V1


NR

FORMATS



10x40 4"x16"
○ M 23

DECOR



10 diseños diferentes servidos aleatoriamente.
10 different designs randomly served.

MURADA ARGENT 10x40 4"x16"
○ GLOSSY P 13

Pedido mínimo 1 caja.
1 box minimum order.



10 diseños diferentes servidos aleatoriamente.
10 different designs randomly served.

MURADA GOLD 10x40 4"x16"
○ GLOSSY P 13

Pedido mínimo 1 caja.
1 box minimum order.

TECHNICAL SPECIFICATIONS



Murada Silver detail.



TAU

Wall tile Murada White 10x40 and Murada Silver 10x40. Floor Tile Bella Grayblue 22x85 (Atelier Catalogue).



JOIA

BRILLO GLOSSY

W V1 TXT

NR O


FORMATS



7,5x30 2 9/16"x12"
O M 29

JOIA: 8 diseños diferentes
servidos aleatoriamente.

JOIA: 8 different designs
served randomly.



JOIA WHITE



JOIA BLACK



Wall tile Maiolica White and Joia White 7,5x30. Floor tile Terracina White 60x120.

TECHNICAL SPECIFICATIONS



TAU

Wall tile Joia Black 7,5x30.



MAIOLICA

BRILLO GLOSSY
MATE MATT

W V1 RLV

N_R O

FORMATS



7,5x30 2 9/16"x12"

O M 20 GLOSS and MATT WHITE

O M 22 OTHERS

SPECIAL PIECES



Pencil - 1,25x30 P 4

Disponible en todos los colores y acabados.
Available in all colours and finishes.



MAIOLICA ARGENT

7,5x30 3"x12"

O GLOSSY P 7

RLV



MAIOLICA GOLD

7,5x30 3"x12"

O GLOSSY P 7

RLV



MAIOLICA COPPER

7,5x30 3"x12"

O GLOSSY P 7

RLV



Wall tile Maiolica Silver 7,5x30. Floor tile Imperia Silver 75x75.

TECHNICAL SPECIFICATIONS



CUMPLE



16 %



20 / 30



RESISTE



RESISTE



GA



CUMPLE



GLOSS WHITE



NCS S 0500 N



GLOSS PEARL



NCS S 1500 N



GLOSS LINEN



NCS S 1002 Y60R



GLOSS SILVER




NCS S 2502 Y



GLOSS TAN



NCS S 4005 Y20R



MATT WHITE



NCS S 0500 N



MATT PEARL



NCS S 1500 N



MATT LINEN



NCS S 1002 Y60R



MATT SILVER



NCS S 2502 Y



MATT TAN



NCS S 4005 Y20R

TAU

Floor tile Imperia Graphite 60x120, Wall tile Maiolica White 7,5x30



PALMARIA

BRILLO GLOSSY
MATE MATT

W V1 RLV

N_R ○

FORMATS



7,5x30 2 9/16"x12"

- M 20 B. WHITE
- M 22 B. BLACK
- M 28 WHITE
- M 30 BLACK
- M 33 DECO



Wall tile Palmaria White 7,5x30 and floor tile Cristiano Black 20x120.

TECHNICAL SPECIFICATIONS

WHITE

 NCS S 0300 N

BLACK

 NCS S 9000 N

DECO

 NCS S 0300 N

B. WHITE


 NCS S 0300 N

B. BLACK

 NCS S 9000 N

TAU

Wall tile Palmaria Black, Palmaria Deco and Fidenza Pearl 60x120. Floor tile Fidenza Pearl 60x120 and Seleni Black 20x120.



CLASSIC

BRILLO GLOSSY
MATE MATT

W V1 RLV

N_R O

FORMATS



7,5x15 3"x6"
O M 19



Wall tile Classic White and Black 7,5x15. Floor Tile Heritage Mono 45x45.


-  WHITE GLOSS
NCS S 0300 N
-  WHITE MATT
NCS S 0300 N
-  BLACK GLOSS
NCS S 9000 N
-  BLACK MATT
NCS S 9000 N
-  CREAM GLOSS
NCS S 0804 Y10R


TECHNICAL SPECIFICATIONS

 CUMPLE
  16 %
  20 / 30
  RESISTE
  RESISTE
  GA
  CUMPLE


TAU

Wall tile Classic White and Black 7,5x15. Floor tile Castrovillari Black 60x120.






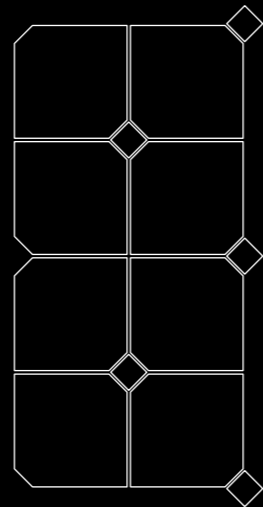
3D 295x340mm.
Fidenza
Castrovillari




LEGGNO 220x220 mm.
Teselas 147,5x72,5 y 36x36 mm.
Oristano Palmi
Marsala Ragusa
Seleni




YSE 300x300 mm.
Oristán




MARMI 200x400 mm.
Teselas 23x23 y 96x96 mm.
Altamura Baranello
Barletta Crotone
Legend Litium




HELIX 290x290 mm.
Teselas 23x48 y 23x23 mm.
Sassari Imperia
Fidenza




R+Q 300x300 mm.
Teselas 48x48 mm.
Fidenza
Terracina



DUO 280x280 mm.
Teselas 27x27 y 23x23 mm.
Terracina
Imperia




TRIS 300x300 mm.
Teselas 57x57x57 mm.
Castrovillari
Sassari



AUREA 295x265 mm.

Teselas 33x49 mm.


Varenna	Sassari
Fidenza	Castrovillari
Alpi	Grum
Essenziale	Materia



(2,5x7) 300x300 mm.

Teselas 25x70 mm.


Corten
Kemberg
Valenta
Orlstan



DAM 254x254 mm.

Teselas 23x23 y de 74x74 mm.


Terracina



(5x5) 300x300 mm.

Teselas 50x50 mm.


Forever
Totem
Bluestone



SQR 280x280 mm.

Teselas 33x33 mm.


Varenna	Sassari
Fidenza	Castrovillari
Alpi	Grum
Essenziale	Materia
Baranello	Barletta



(7x7) 300x300 mm.

Teselas 70x70 mm.


Tisse
Millerighe
Torano
Soapstone



TC 300x300 mm.

Teselas 23x23 mm.

Altamura	Arni
Crotone	Dozza
Legend	Litium



STONE 327x803 mm.

Teselas 73x48 mm., 48x25,5, 98x98mm.

Wornstone

OSMO OSMO

3D

HELIX

DUO

MARMI

LEGNO

R+Q

TRIS

DAM

AUREA

SQR

TC

YSE

STONE

(7x7)

(5x5)

(2,5x7)



PRODUCTO - FORMATO
PRODUCT - FORMAT

30x90

40x120
60x120
20x120

<p>PERFIL PLATA MATE PERFIL PLATA BRILLO SILVER MATT PROFILE SILVER GLOSSY PROFILE</p>		<p>1X90 Mate P16 / Brillo P19 PZ/CJ 10 KG/CJ 2,5 (A) 90 cm (B) 1 cm (C) 1 cm</p>	<p>1X120 Mate P19 / Brillo P20 PZ/CJ 10 KG/CJ 3 (A) 120 cm (B) 1 cm (C) 1 cm</p>
<p>PERFIL ORO MATE PERFIL ORO BRILLO GOLD MATT PROFILE GOLD GLOSSY PROFILE</p>		<p>1X90 Mate P17 / Brillo P19 PZ/CJ 10 KG/CJ 2,5 (A) 90 cm (B) 1 cm (C) 1 cm</p>	<p>1X120 Mate P19 / Brillo P21 PZ/CJ 10 KG/CJ 3 (A) 120 cm (B) 1 cm (C) 1 cm</p>
<p>PERFIL NEGRO MATE BLACK MATT PROFILE</p>		<p>1X90 P18 PZ/CJ 10 KG/CJ 2,5 (A) 90 cm (B) 1 cm (C) 1 cm</p>	<p>1X120 P20 PZ/CJ 10 KG/CJ 3 (A) 120 cm (B) 1 cm (C) 1 cm</p>
<p>PERFIL TITANIO</p>		<p>1X90 P18 PZ/CJ 10 KG/CJ 2,5 (A) 90 cm (B) 1 cm (C) 1 cm</p>	<p>1X120 P20 PZ/CJ 10 KG/CJ 3 (A) 120 cm (B) 1 cm (C) 1 cm</p>
<p>PERFIL COBRE</p>		<p>1X90 P18 PZ/CJ 10 KG/CJ 2,5 (A) 90 cm (B) 1 cm (C) 1 cm</p>	<p>No disponible Not available</p>
<p>CANTONERA CORNER PIECE</p>		<p>1,5X90 P28 PZ/CJ 12 KG/CJ 5,5 (A) 90 cm (B) 1,5 cm (C) 1,5 cm</p>	<p>No disponible Not available</p>
<p>CENEFA PLATA SILVER BORDER</p>		<p>2,5X90 P17 PZ/CJ 12 KG/CJ 5,5 (A) 90 cm (B) 2,5 cm (C) 1,5 cm</p>	<p>4X120 P23 PZ/CJ 12 KG/CJ 11,5 (A) 120 cm (B) 4 cm (C) 1,5 cm</p>
<p>CENEFA ORO GOLD BORDER</p>		<p>2,5X90 P17 PZ/CJ 12 KG/CJ 5,5 (A) 90 cm (B) 2,5 cm (C) 1,5 cm</p>	<p>4X120 P24 PZ/CJ 12 KG/CJ 11,5 (A) 120 cm (B) 4 cm (C) 1,5 cm</p>
<p>CENEFA BRONCE BRONZE BORDER</p>		<p>2,5X90 P17 PZ/CJ 12 KG/CJ 5,5 (A) 90 cm (B) 2,5 cm (C) 1,5 cm</p>	<p>No disponible Not available</p>

PERFIL PLATA MATE / BRILLO 90x1x1 / 120x1x1

PERFIL NEGRO 90x1x1 / 120x1x1

PERFIL ORO MATE / BRILLO 90x1x1 / 120x1x1

PERFIL COBRE 90x1x1

PERFIL TITANIO 90x1x1 / 120x1x1

CANTONERA 90x1,5x1,5

Disponible para todas las series de revestimiento en 30x90. Realizada con la base del revestimiento.
Available for all our 30x90 wall tile collections. Made with the plain tile.

CENEFA PLATA 90x2,5

CENEFA ORO 90x2,5

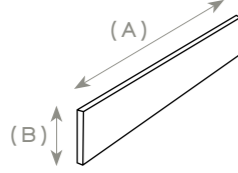
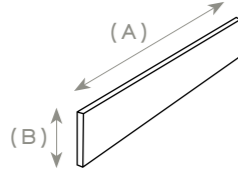
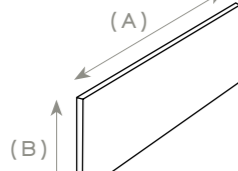
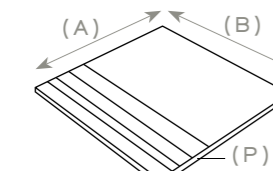
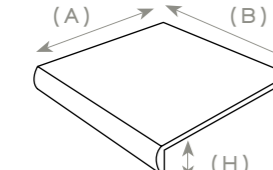
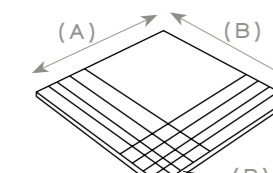
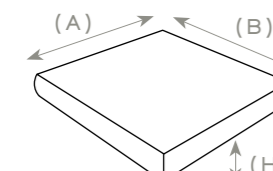
CENEFA BRONCE 90x2,5

CENEFA PLATA 120x4

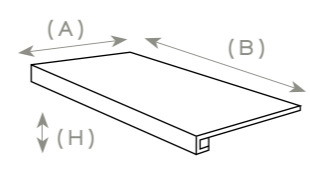
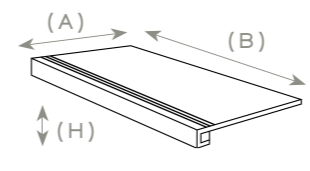
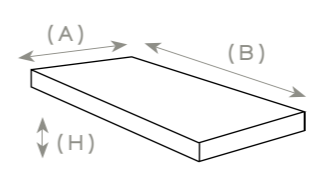
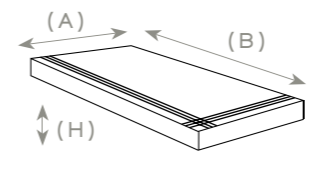
CENEFA ORO 120x4



SPECIAL PIECES

PRODUCTO - FORMATO PRODUCT - FORMAT	75x75 37,5x75	60x60 30x60	20x120	60x120 120x120	45x90	45x45
RODAPIÉ ROMO ROUND SKIRTING 	9X75 P7 PZ/CJ 10 KG/CJ 17,00 (A) 75 cm (B) 9 cm	9X60 P8 PZ/CJ 18 KG/CJ 24,12 (A) 60 cm (B) 9 cm	9X120 P16 PZ/CJ 10 KG/CJ 28 (A) 120 cm (B) 9 cm	9X120 P16 PZ/CJ 10 KG/CJ 28 (A) 120 cm (B) 9 cm	9X90 P12 PZ/CJ 11 KG/CJ 21,8 (A) 90 cm (B) 9 cm	9X45 P2 PZ/CJ 9 KG/CJ 19,36 (A) 45 cm (B) 9 cm
RODAPIÉ CORTADO SHARP EDGE SKIRTING 	9X75 P8 PZ/CJ 10 KG/CJ 17,00 (A) 75 cm (B) 9 cm	9X60 P5 PZ/CJ 18 KG/CJ 24,12 (A) 60 cm (B) 9 cm	No disponible Not available	No disponible Not available	No disponible Not available	9X45 P2 PZ/CJ 9 KG/CJ 19,36 (A) 45 cm (B) 9 cm
TABICA / CONTRAHUELLA RISER 	15X75 P11 PZ/CJ 6 KG/CJ 16,15 (A) 75 cm (B) 15 cm	15X60 P10 PZ/CJ 10 KG/CJ 21 (A) 60 cm (B) 15 cm	No disponible Not available	No disponible Not available	No disponible Not available	15X45 P6 PZ/CJ 10 KG/CJ 19,00 (a) 45 cm (b) 15 cm
PELDAÑO STEP 	30X75 P24 PZ/CJ 6 KG/CJ 33,60 (A) 30 cm (B) 75 cm (P) 0,2 cm	30X60 P19 PZ/CJ 6 KG/CJ 22,10 (A) 30 cm (B) 60 cm (P) 0,2 cm	20X120 P27 PZ/CJ 6 KG/CJ 36 (a) 20 cm (b) 120 cm (p) 0,2 cm	30X120 P27 PZ/CJ 4 KG/CJ 38 (a) 30 cm (b) 120 cm (p) 0,2 cm	30X90 P25 PZ/CJ 6 KG/CJ 28,00 (a) 30 cm (b) 90 cm (p) 0,2 cm	30X45 P12 PZ/CJ 6 KG/CJ 17,00 (a) 30 cm (b) 45 cm (p) 0,2 cm
PELDAÑO ESPECIAL SPECIAL STEP 	30X75 P27 PZ/CJ 3 KG/CJ 19,80 (A) 29,6 cm (B) 75 cm (H) 3 cm	30X60 P24 PZ/CJ 3 KG/CJ 11,50 (A) 29,6 cm (B) 60 cm (H) 3 cm	No disponible Not available	No disponible Not available	30X90 P28 PZ/CJ 3 KG/CJ 14,00 (A) 29,6 cm (B) 90 cm (H) 3 cm	30X45 P19 PZ/CJ 3 KG/CJ 13,00 (A) 29,6 cm (B) 45 cm (H) 3 cm
ÁNGULO ANGLE 	30X30 P25 PZ/CJ 10 KG/CJ 10,00 (A) 30 cm (B) 30 cm (P) 0,2 cm	30X30 P24 PZ/CJ 15 KG/CJ 24,00 (A) 30 cm (B) 30 cm (pP) 0,2 cm	20X20 P26 PZ/CJ 10 KG/CJ 10,00 (A) 20 cm (B) 20 cm (P) 0,2 cm	30X30 P26 PZ/CJ 10 KG/CJ 10,00 (A) 30 cm (B) 30 cm (P) 0,2 cm	30X30 P26 PZ/CJ 15 KG/CJ 24,00 (A) 30 cm (B) 30 cm (P) 0,2 cm	30X30 P19 PZ/CJ 15 KG/CJ 24,00 (A) 30 cm (B) 30 cm (P) 0,2 cm
ÁNGULO ESPECIAL SPECIAL ANGLE 	30X30 P32 PZ/CJ 6 KG/CJ 8,00 (A) 30 cm (B) 30 cm (H) 3 cm	30X30 P31 PZ/CJ 6 KG/CJ 12,00 (A) 30 cm (B) 30 cm (H) 3 cm	No disponible Not available	No disponible Not available	30X30 P32 PZ/CJ 3 KG/CJ 13,00 (A) 30 cm (B) 30 cm (H) 3 cm	30X30 P33 PZ/CJ 6 KG/CJ 12,00 (A) 30 cm (B) 30 cm (H) 3 cm

PIEZAS ESPECIALES DISPONIBLES PARA TODAS NUESTRAS SERIES DE PORCELÁNICO TÉCNICO O DE MASA COLOREADA.
 PARA NUESTRAS SERIES DE PORCELÁNICO ESMALTADO, CONSULTAR DISPONIBILIDAD.
 SPECIAL PIECES AVAILABLE FOR ALL OUR TECHNICAL OR COLOURED BODY PORCELAIN COLLECTIONS.
 CHECK AVAILABILITY FOR OUR GLAZED PORCELAIN COLLECTIONS.

PRODUCTO - FORMATO PRODUCT - FORMAT	75x75 37,5x75	60x60 30x60	20x120	60x120	90x90 45x90 45x45	90x180 30x180 22,5x180
GRADONE GRADONE 	30X75 P40	30X60 P33	20X120 P46	30X120 P46	30X90 P44	30X180 P49
GRADONE RANURADO GROOVED GRADONE 	30X75 P40	30X60 P33	20X120 P46	30X120 P46	30X90 P44	30X180 P49
GRADONE ÁNGULO ANGLE GRADONE 	30X75 P45	30X60 P43	20X120 P48	30X120 P48	30X90 P47	30X180 P49
GRADONE ÁNGULO RANURADO GROOVED ANGLE GRADONE 	30X75 P45	30X60 P43	20X120 P48	30X120 P48	30X90 P47	30X180 P49



Para los formatos no presentes en los cuadros anteriores, consulte disponibilidad de piezas especiales.
 As for the formats not included in the previous tables, check availability of special pieces.

PARA EL PRODUCTO DE 20 MM. DE ESPESOR, CONSULTE LAS PIEZAS ESPECIALES DISPONIBLES EN NUESTRO CATÁLOGO OUTDOOR.
 AS FOR THE AVAILABILITY OF 20 MM THICK PORCELAIN SPECIAL PIECES PLEASE REFER TO THE OUTDOOR CATALOGUE

PORCELÁNICO PORCELAIN								
Tipo de caja Box type	Formato Format	Espesor Thickness (mm)	Piezas / caja Pieces / box	m²/caja Sq.mt. / box	Cajas/palet Boxes / pallet	m²/palet Sq.mt. / pallet	Kg/caja Kg / box	Kg/palet Kg/ pallet
Caja convencional Standard box	○ 15x60	9,5	11	1	60	60,00	20,55	1253
	○ 30,3x61,3	9	7	1,30	40	52,00	26,00	1040
	□ 30x60	9	7	1,26	40	50,40	24,10	984
	○ 60x60	10,3	4	1,44	30	43,20	30,00	920
	□ 60x60	10,3	4	1,44	30	43,20	30,00	920
	○ 45x45	9,5	6	1,22	52	63,44	25,20	1310,04
	□ 45x90	11	3	1,21	44	53,24	30,80	1375,2
	□ 37,5x75	11	6	1,69	32	54,08	41,00	1332
	□ 75x75	11	3	1,69	30	50,70	42,80	1304
	□ 20x120	11,5	6	1,44	32	46,08	36	1172
	□ 60x120	11,5	2	1,44	27	38,88	38,90	1070,3
	□ 90x90	11,5	2	1,62	27	43,74	42	1154
	□ 120x120	11,5	1	1,44	36	51,84	39,00	1444
	□ 22,5x180	12	3	1,21	40	48,40	35,5	1420
□ 30x180	12	3	1,62	32	51,84	45	1460	
□ 90x180	12	1	1,62	26	42,12	45	1190	
Tipo de caja Box type	Formato Format	Espesor Thickness (mm)	Piezas / caja Pieces / box	m²/caja Sq.mt. / box	Cajas/palet Boxes / pallet	m²/palet Sq.mt. / pallet	Kg/caja Kg / box	Kg/palet Kg/ pallet
Caja convencional Standard box	61x61	20	2	0,73	30	21,90	34,50	1055
	75x75	20	1	0,56	42	23,52	29,30	1250,6
	29,5x120	20	2	0,71	30	21,30	33,80	1034
Tipo de caja Box type	Formato Format	Espesor Thickness (mm)	Altura cajón Box height (cm)	Peso neto cajón Net Weight box (Kg)	Nº máx. altu- ras apilables No. max. stackable heights	Piezas / cajón Pieces / box	m²/cajón Sq.mt. / box	Kg/cajón Kg/ box
Cajón Horizontal Horizontal Box (325x117 cm)	100x300	3+	26	65	6	20	60	545
Tipo de caja Box type	Formato Format	Espesor Thickness (mm)	Altura cajón Box height (cm)	Peso neto cajón Net Weight box (Kg)	Nº máx. altu- ras apilables No. max. stackable heights	Piezas / cajón Pieces / box	m²/cajón Sq.mt. / box	Kg/cajón Kg/ box
Cajón Horizontal Horizontal Box (284x136 cm)	120x240	6	40	100	5	20	57,6	1019

Nº cajas 20' Nº boxes 20' - 10 / 12 (in high cube containers)

Nº cajas 40' Nº boxes 40' - 20 / 24 (in high cube containers)

REVESTIMIENTO PASTA BLANCA WHITE BODY WALL TILE								
Serie Collection	Formato Format	Espesor Thickness (mm)	Piezas / caja Pieces / box	m²/caja Sq.mt. / box	Cajas/palet Boxes / pallet	m²/palet Sq.mt. / pallet	Kg/caja Kg / box	Kg/palet Kg/ pallet
Disponibles Available	40x120	11	3	1,44	20	28,80	30	620
Disponibles Available	30x90	10,5	4	1,08	64	69,12	18,75	1220
Disponibles Available	25x50	8,5	14	1,75	48	84	24,5	1196
Disponibles Available	10x40	9,8	25	1	60	64	15,91	1152
Maiolica / Joia / B. Palmaria	7,5x30	9,8	21	0,47	144	67,68	6,9	1014
Palmaria	7,5x30	16	18	0,41	144	59,04	7,09	1041
Classic	7,5x15	11,4	44	0,5	120	60	8	960

MOSAICOS Y DECORACIONES MOSAICS AND DECORS							
Nombre Name	Formato Format	Piezas / caja Pieces / box	Kg/caja Kg / box	Nombre Name	Formato Format	Piezas / caja Pieces / box	Kg/caja Kg / box
3D	29,5x34	7	14	VALENTA MIX MOSAICO	30x30	11	19,80
HELIX	29x29	11	17,9	ORISTAN MOSAICO	30x30	11	19,80
DUO	28x28	11	20	STONE	32,7x30,3	7	15
MARMI	20x40	7	14	CIMONE	30x30	6	10
LEGNO	22x22	8	11	CERVINO	30x30	6	10
R+Q	30x30	11	17	VULSINI	4,5x90	6	5
TRIS	30x30	7	15,4	LATEMAR	4,5x90	6	5
DAM	25,4x25,4	10	9,85	VALENTANO	7x90	6	6,3
TC	30x30	11	17	MONVISO	35x28	6	10,1
YSE	30x30	11	17	MILETTO	60x120	2	42
SQR	28x28	11	20	GORZANO	60x120	2	42
SQR 3mm+	28x28	10	18,5	STECHE	39,83x90	6	14,25
AUREA 3mm+	29,5x26,5	25	12,6	TRI	23,2x20,1	10	4,67
SQR 6mm+	28x28	10	37	VERNAZZA	31,2x31	11	12,50
AUREA 6mm+	29,5x26,5	10	37,5	LINEARE	30,48x30,48	6	11,7
7x7	30x30	11	17	SCANNO	20x25	8	6,14
MOSAICO ERVO	28x28	10	19,30	TANG	23,5x23,5	6	9
MOSAICO DIDIER	28x28	10	19,30	AVEZZANO	7x90	11	16,50
CORTEN MOSAICO	30x30	11	19,80	PENCIL	1,25x30	10	0,39
FOREVER MOSAICO	30x30	11	19,80	CHEVRON	9,8x48,5	10	8,64
BLUESTONE MOSAICO	30x30	11	19,80	MURADA GOLD/ARGENT	10x40	23	14,50
TOTEM MOSAICO	30x30	11	19,80	MAIOLICA GOLD/ARGENT/ COPPER	7,5x30	21	6,9
KEMBERG MOSAICO	30x30	11	19,80				

PORCELÁNICO ESMALTADO GLAZED PORCELAIN

GRUPO BIa (GL) Absorción de agua < 0,5% GROUP BIa (GL) Water absorption < 0,5%	NORMAS DE ENSAYO STANDARD	VALORES PRESCRITOS NORMA EN 14411 VALUE REQUIRED BY EN 14411 STANDARD	VALOR MEDIO AVERAGE VALUE
Características dimensionales Dimensional features / Caractéristiques dimensionnelles	ISO 10545 2		Cumple la norma Conforms to standard
Absorción de agua Water absorption	ISO 10545 3	< 0,5%	0,1%
Resistencia a la flexión Modulus of rupture Fuerza de rotura Breaking strength	ISO 10545 4	> 35 N / mm ² > 1300 N	45 - 60 N / mm ² 1800 - 2500 N
Resistencia a la abrasión superficial Resistance to surface abrasion	ISO 10545 7	Clase indicada por el fabricante Abrasion class indicated by the manufacturer	Según Modelos According to models
Dilatación térmica lineal Linear thermal expansion	ISO 10545 8	Método de ensayo disponible Test method available	<7,0 x 10 ⁻⁶ °C ⁻¹
Resistencia al choque térmico Thermal shock resistance	ISO 10545 9	Método de ensayo disponible Test method available	Resiste Resists
Resistencia al cuarteo Crazing resistance	ISO 10545 11	Exigida Required	Resiste Resists
Resistencia a la helada / Frost resistance	ISO 10545 12	Método de ensayo disponible Test method available	Resiste Resists
Resistencia química Chemical resistance	ISO 10545 13	Método de ensayo disponible Test method available Mínimo GB Minimum GB	Cumple la norma Conforms to standard Clase GA Class GA
Resistencia a las manchas Resistance to stains	ISO 10545 14	Mínimo clase 3 Minimum class 3	Cumple la norma Conforms to standard

REVESTIMIENTO PASTA BLANCA WHITE BODY WALL TILE

GRUPO BIII (GL) Absorción de agua > 10% GROUP BIII (GL) Water absorption > 10%	NORMAS DE ENSAYO STANDARD	VALORES PRESCRITOS NORMA EN 14411 VALUE REQUIRED BY EN 14411 STANDARD	VALOR MEDIO AVERAGE VALUE
Características dimensionales Dimensional features / Caractéristiques dimensionnelles	ISO 10545 2		Cumple la norma Conforms to standard
Absorción de agua Water absorption	ISO 10545 3	> 10%	> 10%
Resistencia a la flexión Modulus of rupture Fuerza de rotura Breaking strength	ISO 10545 4	> 15 N / mm ² > 600 N	Cumple la norma Conforms to standard
Resistencia a la abrasión superficial Resistance to surface abrasion	ISO 10545 7	Clase indicada por el fabricante Abrasion class indicated by the manufacturer	No aplica Not apply
Dilatación térmica lineal Linear thermal expansion	ISO 10545 8	Método de ensayo disponible Test method available	<7,0 x 10 ⁻⁶ °C ⁻¹
Resistencia al choque térmico Thermal shock resistance	ISO 10545 9	Método de ensayo disponible Test method available	Resiste Resists
Resistencia al cuarteo Crazing resistance	ISO 10545 11	Exigida Required	Resiste Resists
Resistencia química Chemical resistance	ISO 10545 13	Método de ensayo disponible Test method available Mínimo GB Minimum GB	Cumple la norma Conforms to standard Clase GA Class GA
Resistencia a las manchas Resistance to stains	ISO 10545 14	Mínimo clase 3 Minimum class 3	Cumple la norma Conforms to standard

PORCELÁNICO MASA COLOREADA COLOURED BODY PORCELAIN

GRUPO BIa (UGL) Absorción de agua < 0,5% GROUP BIa (UGL) Water absorption < 0,5%	NORMAS DE ENSAYO STANDARD	VALORES PRESCRITOS NORMA EN 14411 VALUE REQUIRED BY EN 14411 STANDARD	VALOR MEDIO AVERAGE VALUE
Características dimensionales Dimensional features / Caractéristiques dimensionnelles	ISO 10545 2		Cumple la norma Conforms to standard
Absorción de agua Water absorption	ISO 10545 3	< 0,5%	0,1%
Resistencia a la flexión Modulus of rupture Fuerza de rotura Breaking strength	ISO 10545 4	> 35 N / mm ² > 130 N	45 - 60 N / mm ² 1800 - 2500 N
Resistencia a la abrasión profunda (mm ²) Resistance to deep abrasion	ISO 10545 6	Máx. 175 mm ²	110 - 130 mm ²
Dilatación térmica lineal Linear thermal expansion	ISO 10545 8	Método de ensayo disponible Test method available	<7,0 x 10 ⁻⁶ °C ⁻¹
Resistencia al choque térmico Thermal shock resistance	ISO 10545 9	Método de ensayo disponible Test method available	Resiste Resists
Resistencia a la helada / Frost resistance	ISO 10545 12	Método de ensayo disponible Test method available	Resiste Resists
Resistencia química Chemical resistance	ISO 10545 13	Ácidos y bases Acids and bases Productos de limpieza y reactivos de piscinas Cleaning products and pool reactive agents Método de ensayo disponible Test method available Mínimo UB Minimum UB	Cumple la norma Conforms to standard Clase UA Class UA
Resistencia a las manchas Resistance to stains	ISO 10545 14	Mínimo clase 3 Minimum class 3	Cumple la norma Conforms to standard
Resistencia al deslizamiento Slip Resistance	DIN 51130 UNE ENV 12633 ASTM C 1028		Según Modelos According to models Selon modèles

TAU

Cerámica

Estimado cliente: le recomendamos que entregue una copia de esta información a los particulares a los que suministre material de la marca TAU Cerámica. Este pequeño esfuerzo se verá recompensado al evitarse posibles reclamaciones de sus clientes. Muchas gracias por su colaboración.

Dear customer, we recommend you give a copy of this information to the people you supply with tau cerámica materials. This will help avoid complaints from your customers. Many thanks for your cooperation.

ALMACENAMIENTO

1 Para garantizar las características de su acabado, el producto suministrado debe mantenerse en su embalaje original hasta el momento de la colocación.

2 Es conveniente evitar el contacto directo con sol y lluvia. Un embalaje deteriorado puede ocasionar algunos desperfectos en las piezas, como roturas, despuntados o manchas difíciles de eliminar.

3 Si el producto va a permanecer almacenado durante un largo período es conveniente hacerlo bajo cubierta.

WAREHOUSING

1 In order to guarantee the characteristics of the finish the product must be kept in its original packaging until the time of fixing.

2 Deterioration in packaging may result in imperfections in the product such as cracking, pitting and staining.

3 If the product is likely to be stored for a long period of time it should be suitably covered.

RECOMENDACIONES DE COLOCACIÓN

1. Aconsejamos la colocación de nuestro material cerámico por parte de personal cualificado, con experiencia demostrada y con posesión de las herramientas y útiles necesarios y adecuados para la colocación.

2. El soporte a revestir debe reunir condiciones adecuadas de rigidez, planeidad, limpieza e impermeabilidad y ser compatible químicamente con el material de agarre a utilizar.

3. En caso de reposición sobre material cerámico preexistente, es conveniente prever elementos que garanticen la adherencia del nuevo recubrimiento.

4. Deberán respetarse en todo caso las juntas estructurales previstas y plantear cuantas juntas de dilatación y perimetrales resulten necesarias y, en cualquier caso, las que resulten exigibles desde el punto de vista normativo.

5. Deberá utilizarse un material de agarre adecuado al tipo de cerámica a colocar. En el caso de Porcelánico, deberá emplearse un material de agarre adecuado a la baja porosidad de este producto. En cualquier caso, se utilizarán materiales de agarre y rejuntado con adecuada elasticidad y altas prestaciones técnicas, mecánicas y químicas.

RECOMMENDATIONS FOR LAYING

1. We recommend that our ceramic tiles should only be laid by qualified professionals with proven experience and in possession of the appropriate tools and equipment for the task.

2. The surface to be tiled must be rigid, flat, clean and impermeable; it should also be chemically compatible with the adhesive material, mortar etc., to be used to lay the tiles.

3. If the new tiles are going to be laid on existing ceramic tiles, elements should be incorporated to ensure that the new covering bonds properly.

4. In every case, all planned structural joints must be taken into account. Include as many expansion and perimeter joints as necessary; in any event, such joints required by current norms and standards must be incorporated.

5. The type of adhesive used must be suitable for the type of ceramic tile to be laid. The low porosity of porcelain tile requires that the adhesive used must be suitable for this type of material. In all cases the adhesives and grouts used must be sufficiently elastic, and have high quality technical, mechanical and chemical specifications.

RECOMENDACIONES DE TRABADO

1. TAU recomienda no trabar a mitad de pieza los siguientes formatos: 30x60, 37,5x75, 30x120, 60x120 y 20x120.

2. En general, desaconsejamos la colocación trabada con un desplazamiento superior a 15 cm. En cualquier caso, el desplazamiento no debe ser superior al 25% de la longitud de la pieza.

RECOMMENDATIONS FOR LAYING PATTERNS

1. TAU recommends not laying half-piece brick bond patterns with the following formats: 30x60, 37,5x75, 30x120, 60x120 y 20x120.

2. In general, we do not recommend brick bond patterns with overlaps of more than 15 cm. In all cases, the overlap should be no more than 25% of the length of the piece.

RECOMENDACIONES DE LIMPIEZA.

1. Una vez concluida la tarea de rejuntado y tras la limpieza de éste, es importante respetar el tiempo de puesta en servicio del recubrimiento, es decir, no limpiar inmediatamente sino dejar secar la obra. Para la limpieza de puesta a punto del suelo cerámico aconsejamos esperar unos 5 días.

2. Se debe proteger el recubrimiento frente al agua y humedad en las primeras fases de maduración y endurecimiento de los materiales de agarre y rejuntado. Especialmente en exteriores y con riesgo de helada.

3. También es conveniente tomar medidas para evitar posibles agresiones mecánicas o químicas producidas por los trabajos posteriores de otros oficios o instalaciones con el fin de proteger la superficie de daños puntuales; por ello se recomienda cubrir el pavimento con cartón grueso o similar.

4. Para la limpieza final del recubrimiento se aconseja utilizar productos compatibles con la resistencia química de las piezas, así como evitar el uso de detergentes sólidos con partículas abrasivas o soluciones que contengan ácido fluorhídrico, pues este ácido ataca el esmalte y produce daños irreparables en la cerámica.

5. La cerámica proporciona un recubrimiento completamente funcional una vez superado el tiempo de maduración de los materiales y requiere muy poco mantenimiento, tan sólo la limpieza cotidiana con agua limpia a la que puede añadirse un detergente de base alcalina. No utilizar ni espátulas metálicas ni estropajos abrasivos para la limpieza del recubrimiento.

6. En caso de producirse manchas que no puedan ser totalmente eliminadas con un detergente convencional y que requieran la utilización de disolventes o limpiadores específicos, se recomienda consultar previamente la clase de resistencia química de la pieza.

7. Se aconseja no utilizar ceras, aceites o productos similares.

RECOMMENDATIONS FOR CLEANING

1. Once the tiles have been grouted and any excess grout cleaned off, it is important to wait the stipulated time before using the tiled surface; in other words, any cleaning should wait until the tiled surface is completely dry. We recommend waiting 5 days before cleaning in readiness for full use.

2. The newly tiled surface must be protected from water and damp while the adhesive and grouting materials are maturing and hardening. This is particularly important in outside spaces and areas where there is a risk of freezing.

3. Measures should also be taken to protect the newly tiled surface against mechanical or chemical damage resulting from subsequent work by other professionals or later installations. Damage can be prevented by covering the floor tiles with thick cardboard or similar material.

4. For the final cleaning of the tiled surface, the products used should be compatible with the chemical resistance of the tiles. Avoid solid detergents with abrasive particles and solutions containing hydrofluoric acid, which attacks the glaze and causes irreversible damage to the ceramic tile.

5. Ceramic products provide a completely functional, low-maintenance surface once the period has passed during which the adhesives used to lay the tiles have matured or hardened. Daily wiping over with clean water and a little alkaline-based detergent is sufficient. Do not use metal scrapers or abrasive scrubbers to clean the tiles.

6. In the case of stains that cannot be removed completely with regular detergents and that require specific solvents or cleaning products, the tile's chemical resistance properties should be consulted beforehand.

7. The use of waxes, oils or similar products is not recommended.

RECOMENDACIONES PARA LA LIMPIEZA DE DECORADOS Y PIEZAS ESPECIALES.

1. Debido a las características de los metales utilizados en la confección de estos productos, es suficiente utilizar una bayeta húmeda y jabón líquido neutro. Si la pieza llevara protección, no quitarla hasta que el producto esté colocado y limpio.

1. Due to the characteristics of the metals used in the production of these pieces, only a damp cloth and neutral liquid soap are required to clean them. Any protective material should be left on the piece until it is fitted and clean.

RECOMMENDATIONS

RECOMENDACIONES

www.tauceramica.com

TAU


cerámica

TAU aplica una política de continuo desarrollo de sus productos y se reserva el derecho a realizar cambios en los productos, colores, especificaciones técnicas, packings y códigos sin previo aviso.

TAU ha realizado un esfuerzo considerable para que toda la información sea adecuada en el momento de la publicación del catálogo. A causa de las limitaciones del proceso de impresión los colores reproducidos pueden sufrir ligeras variaciones con respecto al producto original. TAU informa que este catálogo tiene validez a nivel informativo y por tanto no se hace responsable de los posibles errores de impresión; reservándose el derecho de realizar modificaciones sin necesidad de preaviso.

TAU operates a policy of continuous development and reserves the right to make changes to its products, colours, engineering specifications, packaging and codes without prior notice.

TAU has taken every effort to ensure that the information contained in the catalogue is correct at the time of publication. Due to the limitations of the printing process, the colours reproduced may vary slightly from the original product. TAU advises that this catalogue is only valid for information purposes and therefore does not accept responsibility for any possible printing errors.



Carrer del Toll, 18 - Onda
12200 Castellón - ESPAÑA
+34 964 56 54 84
tau@tauceramica.com

www.tauceramica.com

EDICIÓN Enero 2019