

ITALY 
ROCK

SANDY BEACH

 **NANO**GRESS®
Porcellanato



SANDY BEACH

Origin: Syracuse, Italy

Design philosophy: The idea is from the present feeling when Syracuse sea waves kissing the sandy beach, as well as various marks afterward. Shell marks loom through the sandy beach records the unique beautiful memories.



It is a sand ground
But it can carry heavy emotion
Simple, plain,
pure... In everywhere of heart brings you a
cozy life space

SANDY BEACH-L

Multiple layouts reproduce the lively texture of natural rock to heighten natural effect after installing.



SANDY BEACH-L
FLOOR: 600X600mm
MOSAIC: SANDY BEACH-L-MA9



SANDY BEACH-L
FLOOR: 600X900mm



SANDY BEACH-L
FLOOR: 200X600mm



SANDY BEACH-L
FLOOR: 600X600mm
WALL: 300X600mm



SANDY BEACH-L
FLOOR: 200X200mm
300X300mm
400X400mm
600X900mm



SANDY BEACH-L
FLOOR: 300X600mm

SANDY BEACH-Y

Multiple layouts reproduce the lively texture of natural rock to heighten natural effect after installing.



SANDY BEACH-Y
FLOOR: 600X600mm
WALL: 300X300mm
MOSAIC: SANDY BEACH-Y-MA1



SANDY BEACH-Y
WALL: 300X600mm



SANDY BEACH-Y
FLOOR: 600X600mm
SANDY BEACH-D
FLOOR: 600X600mm



SANDY BEACH-Y
FLOOR: 600X600mm
WALL: 300X600mm



SANDY BEACH-Y
FLOOR: 200X900mm



SANDY BEACH-Y
FLOOR: 600X600mm

SANDY BEACH

Multiple layouts reproduce the lively texture of natural rock to heighten natural effect after installing.



SANDY BEACH
FLOOR: 600X600mm
WALL: 300X600mm
MOSAIC: SANDY BEACH-MA6



SANDY BEACH
FLOOR: 600X900mm
MOSAIC: SANDY BEACH-MA10



SANDY BEACH
FLOOR: 600X600mm



SANDY BEACH
FLOOR: 200X900mm
MOSAIC: SANDY BEACH-MA6



SANDY BEACH
FLOOR: 300X600mm



SANDY BEACH
FLOOR: 200X900mm



SANDY BEACH
FLOOR: 200X600mm
300X300mm

SANDY BEACH-D

Multiple layouts reproduce the lively texture of natural rock to heighten natural effect after installing.



SANDY BEACH-D
FLOOR: 600X600mm
MOSAIC: SANDY BEACH-D-MA18



SANDY BEACH-D
FLOOR: 600X600mm/300X300mm



SANDY BEACH-D
FLOOR: 600X600mm



SANDY BEACH-D
FLOOR: 600X900mm



SANDY BEACH-D
FLOOR: 600X900mm




SANDY BEACH-D
FLOOR: 600X900mm



ITALY
ROCK

ITALY ROCK NATURAL TEXTURE & COLOR

SURFACE



LAPATO (S)



GRANIGLIA (FINE GRAINED) (G)



MATT (M)

CORE TECHNOLOGY



Micro-Engraving Technology - Represent the lively texture of rocks. Originated from Italy design, Italy Rock series has adopted the micro-engraving technology to represent the texture effect on the surface of the tiles, lively as natural rock.



Numerous surface in One Rock - Heighten the natural effect with multiple layouts. Italy Rock series has adopted multi-edition positional output technology to guarantee numerous layouts in every product and used various compound techniques to produce multiple surface effect, heighten the nature effect after installing.



Three-Dimensional Inkjet Technology - Reproduce Nature color. Using the advanced inkjet equipment and glaze technology to extend the color gamut, the natural color of Rock has been reproduced in Nanogress Italy Rock series.



High Definition Effect - Reproduce a real rock. Italy Rock, originated from Italy as its name suggests, realistically reproduces the natural landscape of rock in Italy with its vivid and multiple surface.

■ SIZE (mm)

SANDY BEACH-L



600X900 24'X36'



200X900 8'X36'



600X600 24'X24'



300X600 12'X24'

SANDY BEACH-Y



600X900 24'X36'



200X900 8'X36'



600X600 24'X24'



300X600 12'X24'

SANDY BEACH



600X900 24'X36'



200X900 8'X36'



600X600 24'X24'



300X600 12'X24'

SANDY BEACH-D



600X900 24'X36'



200X900 8'X36'



600X600 24'X24'



300X600 12'X24'

SANDY BEACH



SANDY BEACH-YG
MA1 / 300x300



SANDY BEACH-YG
MA15 / 320x300




SANDY BEACH-G
MA1 / 300x300



SANDY BEACH-G
MA15 / 320x300



Mix colors A
SANDY BEACH-YG
SANDY BEACH-G
MA1 / 300x300




Mix colors B
SANDY BEACH-LG
SANDY BEACH-DG
MA1 / 300x300



SANDY BEACH-LG
MA1 / 300x300



SANDY BEACH-LG
MA15 / 320x300



SANDY BEACH-DG
MA1 / 300x300



SANDY BEACH-DG
MA15 / 320x300

TECHNICAL SPECIFICATION

	DESCRIPTION	STANDARD OF TEST	ISO STANDARD REQUIREMENT	NANOGRESS STANDARD
	SIZES	ISO 10545.2	LENGTH AND WIDTH THICKNESS EDGE CURVATURE CENTER CURVATURE WARPAGE	± 0,2% ± 2% ± 0,2% ± 0,2% ± 0,2%
	WATER ABSORPTION	ISO 10545.3	WATER	0,03%
	STRENGTH	ISO 10545.4	MODULUS OF RUPTURE BREAKING STRENGTH	55N/MM ² >1700N
	SURFACE ABRASION	ISO 10545.7	ACCORDING TO MANUFACTURER'S DATA	MIN PE13
	COEFFICIENT OF LINEAR THERMAL EXPANSION	ISO 10545.8	TEST METHOD AVAILABLE	6.5X10 ⁻⁶ °C ⁻¹
	RESISTANCE OF THERMAL SHOCK	ISO 10545.9	TEST METHOD AVAILABLE	GUARANTEED
	FROST RESISTANCE	ISO 10545.12	REQUIRED	REQUIRED
	CHEMICAL RESISTANCE	ISO 10545.13	MANUF. TO STATE	MANUF. TO STATE
	STAIN RESISTANCE	ISO 10545.14	CLASS 3 MIN	CLASS 3 MIN

PACKING DETAILS

SIZE (mm)	PCS/BOX	W/BOX	H/BOX	BOXES/PALLET	PCS/PALLET	W/PALLET	H/PALLET	BOXES/CNT	W/CNT	H/CNT
100X100 9mm	10	1.35	32.10	36	360	48.60	1186	828	1117.80	26379
200X200 9mm	9	1.62	38.50	40	360	64.80	1540	700	1124.00	20950
300X300 12mm	4	1.08	27.50	56	224	60.48	1540	952	1026.16	26180
400X400 12mm	3	1.62	38.50	40	120	64.80	1540	700	1124.00	20950
600X600 12mm	2	1.62	42	38	76	61.56	1596	608	904.96	20326
800X400 12mm	4	1.62	43	44	176	71.28	1892	616	907.92	26488
100X100 9mm	11	0.99	22.50	54	594	53.46	1215	1188	1176.12	26730
300X300 12mm	11	0.99	22.50	54	594	53.46	1215	1188	1176.12	26730
300X600 12mm	8	1.44	32.50	40	320	57.60	1300	820	1180.80	26880
600X600 12mm	4	1.44	32.50	40	160	57.60	1300	820	1180.80	26880
600X1200 12mm	2	1.44	41.50	52	104	74.88	2184	820	914.40	26670
900X1800 12mm	2	3.24	62.00	30	60	97.20	1890	420	1360.80	26460

The above info is for reference only

NANOGRESS®
Porcellanato



www.nanogress.com



Il Molto Giorno

@nanogressporcellanato

@nanogress



general@nanogress.com